



2017 WASHINGTON REDSKINS
MEDIA GUIDE

THIS 2017 MEDIA GUIDE FEATURES...

AUGMENTED REALITY

INTERACT!

In 2015, the Washington Redskins became one of the first teams in professional sports to feature augmented reality integration in an annual media guide.

Throughout our 2017 Media Guide, 20 pages including the cover feature embedded video content of great moments in Redskins history, current player highlights, draft moments and more.

Here's how to get started (examples pictured on the right):

1. Open the Apple App Store or Google Play Store and download the Layar app.
2. Open Layar.
3. Find pages that include this logo in the bottom corner (the cover also features video integration):




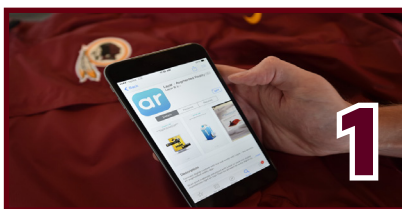


4. Tap the screen to scan.

5. Keep your phone pointed at the guide. A video featuring that player or team will appear on the page. Enjoy!

The following pages feature video content:

- | | |
|-----------|-----------|
| - Cover | - Pg. 235 |
| - Pg. 56 | - Pg. 238 |
| - Pg. 62 | - Pg. 239 |
| - Pg. 96 | - Pg. 246 |
| - Pg. 119 | - Pg. 298 |
| - Pg. 131 | - Pg. 300 |
| - Pg. 154 | - Pg. 301 |
| - Pg. 160 | - Pg. 311 |
| - Pg. 227 | - Pg. 323 |
| - Pg. 228 | - Pg. 324 |



2017 MEDIA GUIDE

TABLE OF CONTENTS

INTERACT!

Printed editions of the 2017 Washington Redskins Media Guide feature Augmented Reality integration. The cover and other select pages in this year's guide include embedded video content for your mobile device.

Here's how to get started:

1. Open the Apple App Store or Google Play Store and download the Layar app.
2. Open Layar.
3. Find pages that include this logo in the bottom corner:



4. Tap the screen to scan the page.
5. A video featuring that player or team will appear on the page. Enjoy!

MEDIA GUIDE CREDITS

The 2017 Washington Redskins Media Guide is written and published by the Redskins Public Relations department and is provided to assist the media in their coverage of the team. Information contained herein was compiled by current and previous Redskins PR staffs.

Parts of this guide and updated weekly guides will be available online at media.redskins.com throughout the year.

Editors: Tony Wyllie, Ross Taylor, Zena Lewis and Tish Carmona

Project Manager: Ross Taylor

Graphic Designer: Chris Albright

Team Photographer: Garrett Campbell

Printing: Tray, Inc.

Editorial Assistance: Kevin Brooks, Alyce Bryant, Stephen Czarda, Matt Quinn, Cameron Rohde, Samantha Sluger, Turner Street, Bryan Van Balen, Nicole Verdin and Remi Winston

The 2017 Washington Redskins Media Guide may be used for personal or editorial use only. Any commercial use of this information is prohibited without prior consent of the Washington Redskins.

Copyright © 2017 Pro Football, Inc. All rights reserved.

Schedule	2017 Schedule	2
WRCF	Washington Redskins Charitable Foundation	3
Directory	Staff Directory	7
Executives	Daniel M. Snyder	10
	Ownership Group	12
	President Bruce Allen	13
Football Staff	Head Coach Jay Gruden	15
	Coordinators and Assistant Coaches	17
	Front Office	30
	Athletic Training	35
	Equipment	36
	Video	37
	Culinary Nutrition	38
Players	Veterans	39
	2017 Draft Picks	159
	College Free Agents	170
Roster	Alphabetical Roster and Coaching Staff	181
	Numerical Roster and Pronunciation Guide	183
	How the Redskins Were Built	185
2016 Review	2016 Statistics	187
	2016 Game Recaps	189
History	All-Time Assistant Coaches	207
	All-Time Numbers	209
	All-Time Roster	218
	All-Time Win/Loss Records	226
	Coaching Records	227
	Draft History	228
	Hall of Famers	238
	Important Dates	239
	Milestone Games	248
	Overtime Games	254
	Players of the Week/Month	257
	Preseason Results (since 1961)	258
	Prime-Time Games (since 1970)	260
	Pro Bowlers	261
	Record Book: Team Records	263
	Record Book: Individual Records	275
	Record Book: Opponent Records	288
	Record Book: Postseason Records	290
	Series Histories	298
	Starting QBs by Decade (since 1960)	308
	Titles, Games, Attendance	310
	Top Tens	311
	Year-by-Year Stat Comparison	317
	Yearly Leaders	319
	Yearly Results	331
	Yearly Statistical Rankings	338
	Yearly Stats (since 1970)	340
Facilities	FedExField	388
	Inova Sports Performance Center at Redskins Park ..	395
	Training Camp	396
Gameday	The Gameday Experience	397
	Redskins Ring of Fame	398
	Washington Redskins Cheerleaders	399
Media	Redskins Radio Network	401
	Redskins Broadcast Network/Redskins Digital	403
PR	Redskins Public Relations Staff	404
	2017 Media Information	406

2017 SCHEDULE



WASHINGTON REDSKINS 2017 SEASON SCHEDULE

PRESEASON

WEEK 1
AT



THU, AUG 10
7:30 PM

WEEK 2
VS



SAT, AUG 19
7:30 PM

WEEK 3
VS



SUN, AUG 27
4:30 PM

WEEK 4
AT



THU, AUG 31
7:30 PM

REGULAR SEASON

WEEK 1
VS



SUN, SEP 10
1:00 PM

WEEK 2
AT



SUN, SEP 17
4:25 PM

WEEK 3
VS



SUN, SEP 24
8:30 PM

WEEK 4
AT



MON, OCT 2
8:30 PM

WEEK 6
VS



SUN, OCT 15
1:00 PM*

WEEK 7
AT



MON, OCT 23
8:30 PM

WEEK 8
VS



SUN, OCT 29
4:25 PM*

WEEK 9
AT



SUN, NOV 5
4:05 PM*

WEEK 10
VS



SUN, NOV 12
1:00 PM*

WEEK 11
AT



SUN, NOV 19
1:00 PM*

WEEK 12
VS



THU, NOV 23
8:30 PM

WEEK 13
AT



THU, NOV 30
8:25 PM

WEEK 14
AT



SUN, DEC 10
4:05 PM*

WEEK 15
VS



SUN, DEC 17
1:00 PM*

WEEK 16
VS



SUN, DEC 24
1:00 PM

WEEK 17
AT



SUN, DEC 31
1:00 PM*

LEADERS IN THE COMMUNITY

Since the inception of the Foundation in 2000, the Leadership Council has been at the forefront of the organization's efforts to help improve the lives of children in our community. These business leaders in the community not only provide financial resources, access to a professional network and widespread expertise, but their generosity and support are second to none and are essential to the success of the Washington Redskins Charitable Foundation.

BOARD MEMBERS

DAN SNYDER
Owner, Washington Redskins

BRUCE ALLEN
Washington Redskins

STEPHEN CHOI
Washington Redskins

ERIC SCHAFFER
Washington Redskins

JANE RODGERS
Executive Director, WRCF

LEADERSHIP COUNCIL MEMBERS

JEFF WOOD
Bank of America

WAYNE BERSON
BDG

ROBERT ROTHMAN
Black Diamond Capital

DAVID BELDE, PHD
Bon Secours

MAYOR LEVAR STONEY
City of Richmond

REBECCA SCHULTE
Comcast SportsNet

JAMES CRYSTAL
Crystal & Company

FREDERICK SMITH
FedEx Corporation

TODD STOTTEMYER
Inova Health System

BRIAN KEARNEY
Kearney & Company

CASEY BOX
Kellar Family Foundation

MARY KELLAR
Kellar Family Foundation

JEFFREY DETWILER
Long & Foster

DANIELLE WHITE
MGM Resorts International

BARRY MATCHETT
NRG Energy, Inc.

PAUL SAVILLE
NVR, Inc.

DWIGHT SCHAR
NVR, Inc.

MARK MOSELEY
Redskins Alumni Association

DAVE MORGAN
STS International


SHAZA ANDERSEN
WashingtonFirst Bank

SERGE MATTA
XAd



I am proud to be a member of the Leadership Council and honored to work alongside other like-minded business leaders. Through this one Foundation, we are able to help so many children and really have an impact on the community.

SHAZA ANDERSEN,
CEO, WashingtonFirst Bank



The mission of the Washington Redskins Charitable Foundation is to make a positive and measurable impact in the lives of children in our community. Since its start in 2000, the Foundation has given back more than \$20M to the community, focusing primarily in the areas of education, community outreach and health and wellness.

FOR MORE INFORMATION, VISIT WWW.REDSKINS.COM/COMMUNITY OR FOLLOW US ON TWITTER @REDSKINSCR



The Redskins Charitable Foundation is ever-present in the community, constantly working to achieve our mission to make a positive and measurable impact in the lives of children that need it most.



@RedskinsCR



@RedskinsGiveBack

[REDSKINS.COM/COMMUNITY](https://www.redskins.com/community)

JOIN OUR TEAM





CHARITABLE FOUNDATION



FEELING LUCKY?

PURCHASE A TICKET FOR THE CHANCE TO TAKE HOME HALF THE JACKPOT!

THE REMAINING HALF WILL HELP SUPPORT KIDS IN OUR COMMUNITY THAT NEED IT MOST.

HOW DOES IT WORK?:

50% of net proceeds from the day's ticket sales will go to one lucky fan at each Redskins home game. The remaining 50% will benefit the Redskins Charitable Foundation to support youth programs across the region.

HOW MUCH ARE TICKETS?:

3 for \$5 | 7 for \$10 | 60 for \$20

WHERE TO BUY TICKETS?:

Stop by a 50/50 Raffle kiosk at the following locations any time before the 4th quarter:

MAIN CONCOURSE SECTIONS

GATE A 104-105
GATE D 117-118
GATE E 125-126
GATE H 137-138

Bud Light Pavilion Endzone 130-131

CLUB LEVEL SECTIONS

306-307
327

EA Sports Lounge 331

ROAMING SELLERS ALSO IN PARKING LOTS, ON CONCOURSES AND IN-BOWL.



REDSKINS.COM/COMMUNITY/50-50-RAFFLE FOR MORE INFORMATION

TO REQUEST A 50/50 SELLER VISIT YOUR SUITE, PLEASE EMAIL 5050RAFFLE@REDSKINS.COM

HELP SUPPORT THE REDSKINS CHARITABLE FOUNDATION

DONATE YOUR TICKETS – We receive thousands of requests for Redskins game tickets from our non-profit partners who focus on making a positive impact on youth in our community. You can make a tax-deductible donation of your tickets and parking passes to the Redskins Replay ticket donation program.

PURCHASE A REDSKINS LICENSE PLATE –All registered drivers in Maryland and Virginia are eligible to purchase an official Washington Redskins license plate for their vehicle along with making a donation to the Foundation.

VISIT REDSKINS.COM/COMMUNITY TO FIND OUT MORE

STAFF DIRECTORY

EXECUTIVE LEADERSHIP

Snyder, Daniel M. Owner
Allen, Bruce President

INOVA SPORTS PERFORMANCE CENTER AT REDSKINS PARK PERSONNEL (In alphabetical order)

ALUMNI

Olsen, Jerry Liaison

ATHLETIC TRAINERS

Hess, Larry Head Athletic Trainer
Jermyn, Elliott Physical Therapist/Assistant Athletic Trainer
McCracken, Mark Assistant Athletic Trainer
Quon, Doug Assistant Athletic Trainer

CHARITABLE FOUNDATION

Abbott, Carlyle Director of Special Events
Johnson, Kiley Community & Charitable Programs Coordinator
King, Emily Director, Community & Charitable Programs
Kuharich, Meg Community & Charitable Programs Coordinator
Magallanes, Hannah Development Coordinator
Parson, Calvin Health and Wellness Coordinator
Rodgers, Jane Executive Director

COACHING

Allen, Barbara Assistant to the Head Coach
Callahan, Bill Assistant Head Coach/Offensive Line
Carberry, Kevin Assistant Offensive Line
Cavanaugh, Matt Offensive Coordinator
Englehart, Chad Head Strength & Conditioning
Gray, Torrian Defensive Backs
Grimm, Chad Outside Linebackers
Gruden, Deuce Assistant Strength & Conditioning
Gruden, Jay Head Coach
Hilliard, Ike Wide Receivers
Jordan, Randy Running Backs
Kelly, Paul Director of Football Operations
Kotwica, Ben Special Teams Coordinator
Latham, Kavan Assistant Strength & Conditioning
Manusky, Greg Defensive Coordinator
Matthews, Cannon Defensive Quality Control
Munsey, Bret Special Projects/Assistant Special Teams
O'Connell, Kevin Quarterbacks
O'Hara, Chris Offensive Quality Control
Olivadotti, Kirk Inside Linebackers
Phillips, Wes Tight Ends
Rowe, James Assistant Defensive Backs
Sankal, Jake Assistant Strength & Conditioning/Nutritionist
Tomsula, Jim Defensive Line

CORPORATE HOSPITALITY AND CLIENT RELATIONS

Castro, Meagan Manager, Client Service & Business Development
Greene, Dennis President, Business Operations
Nunez, Ana Coordinator, Business Development & Client Service
Schneider, Ashley Director, Client Service & Business Development
Serth, Matthew Director, Business Ops. & Executive Ent.
Stiles, Michael Director, Business Ops. & Executive Ent.
Taylor, Morgan Manager, Business Development & Client Service
Tucker, Jay Director, Business Ops. & Executive Ent.
Weaver, Clay Coordinator, Client Service & Business Development
Weiner, Chris Director, Business Ops. & Executive Ent.

CULINARY NUTRITION

Mathieson, Jon Executive Chef
McGuire, Connor Sous Chef

DIGITAL SERVICES & STRATEGIC MARKETING

Blosat, Geoffrey Digital Media Analyst
Gurian, Sarah Affinity Marketing Coordinator
Hinkle, Jennifer Sr. Director, Digital & Social Media Strategy
Jurgensen, Virginia Senior Manager, Affinity Marketing
Matthews, Christian Vice President, Strategy & Sponsorship
Rawdon, Emily Digital Marketing Manager

EQUIPMENT

Beutel, Anders Head Equipment Manager
Coleman, Pat Equipment Assistant
Rotier, Scott Assistant Equipment Manager

EXECUTIVE OFFICE

Blair, Mary-Ellen Executive Assistant
Majdi, Jayme Senior Administrative Assistant

FACILITIES AND GROUNDS

Martinez, Vladi Building Manager
Restifo, Blaise Manager of Turf and Grounds

FINANCE AND ACCOUNTING

Bermudez, Adrian Staff Accountant
Choi, Stephen Chief Financial Officer
Comunale, Jr., Fred Vice President, Corporate Controller
Ennis, Tim Assistant Controller
Petro, Joanne Treasury Manager
Schwenke, Carolyn Accounts Payable Associate
Szczeni, Paul Director of Finance
Yu, Ichie Payroll Manager

HUMAN RESOURCES

Blanchar, BJ Receptionist
Kalmanides, Julie Coordinator

IT

Breads, Timothy Systems Administrator
Smith, Christian IT Support Specialist

LEGAL

Forbes, Robert Assistant General Counsel
Schaffer, Eric General Counsel (also see "Player Personnel")

MARKETING

Andrawis, Michelle Partnership Sales Coordinator
Bateman, Terry Executive Vice President
Burley, LaRhonda Director, Partnership Marketing
Cruz, Alexandra Partnership Marketing Manager
Gorman, Jackie Senior Director, Events & Hospitality
Hubacher, Nancy Vice President, Sales & Marketing
Johnson, Steve Vice President, Sales & Marketing
Midcap, Lyn Partnership Marketing Manager
Nenner, Rod Vice President, Sales & Marketing
Nerry, Billy Partnership Marketing Coordinator
Schlieman, John Vice President, Sales and Marketing
Silberstein, Michael Sales Director
Swingle, Kaitlyn Partnership Marketing Coordinator
Tesoro, Julia Strategic Marketing Coordinator
Truitt, Alexander Senior Partnership Manager
Wamre, Jack Partnership Sales Coordinator

MEDIA

Albright, Chris Graphic Designer
Allshouse, Jennifer Producer
Broynhill, Charlie Production Services Coordinator
Czarda, Stephen Senior Writer & Content Coordinator
Jenkins, Steven Videographer/Producer
Johnson, Darryl Multi Media Producer
Johnson, James Producer/Editor, RBN
Kring-Schreifels, Jacob Staff Writer/Publications Coordinator
Mattern, Perry Digital Media Producer
Michael, Larry Senior Vice President & Executive Producer
Van Balen, Bryan Social Media & Digital Content Manager
Veurink, Dominic Graphic Designer

PLAYER PERSONNEL

Campbell, Scott Senior Personnel Executive
Evans, Matt College Scout
Franklin, Darryl Pro Scout/Analyst
Gribble, Tim Assistant Director of College Personnel
Mann II, Richard Assistant Director of Pro Personnel
Santos, Alex Director of Pro Personnel
Schaffer, Eric Sr. VP of Football Operations (also see "Legal")
Scott, Jeff Pro Scout/Football Administration/Analyst
Smith, Kyle Director of College Personnel
Spencer, Cole College Scout
Terry, Roger College Scout
Whittington, David College Scout
Williams, Doug Senior Vice President of Player Personnel
Zeches, Brian Personnel Coordinator

PLAYER DEVELOPMENT

Blacken, Malcolm Director of Player Development
Meehan, Danny Player Development Assistant

(Continued on following page)

STAFF DIRECTORY

PUBLIC RELATIONS

Campbell, Garrett Team Photographer
 Carmona, Tish Corporate Communications
 Lewis, Zena Media Services Coordinator
 Taylor, Ross Director of Communications
 Wyllie, Tony Senior Vice President, Communications

VIDEO

Adams, Mike Video Assistant
 Bracken, Mike Video Director
 Hines, Julian Video Assistant
 Kennedy, Zachary Video Assistant

FEDEXFIELD PERSONNEL (In alphabetical order)

CHEERLEADERS

Jojobian, Stephanie Director & Choreographer
 Keene, Jamilla Asst. Director, Marketing & Programs

FACILITIES/OPERATIONS

Bloyer, Chris Sr. VP, Stadium Operations & Guest Experience
 Buschmann, Carter Project Manager
 Byrne, Paul Vice President, Operations
 Doore, Robert Manager, Guest Experience
 Ladd, Jenna Fan Experience & Entertainment Coordinator
 Lewis, Danielle Director, Entertainment & Game Production
 Mackie, Sara Operations Coordinator
 Maxwell, Mike Facilities Manager
 Radke, Jon Operations Manager
 Smith, Nicole Operations Assistant
 Stratchko, Steve Lead Engineer
 Valentine, Jonte Operations Coordinator
 Vidsens, Tim Mechanic
 Wentz, Charles Lead Mechanic

GROUNDS

Altamuro, Ian Assistant Grounds
 Benevento, Pete Director of Turf and Grounds
 Flores, William Assistant Manager of Turf and Grounds
 Howard, Tevin Grounds Staff

IT

Delens, Stefano Systems Administrator
 Kinra, Asheesh VP, Information Technology
 Sun, Sonny IT Manager

PREMIUM SALES

Alfarano, Michael Senior Director, Sales
 Barlowe, Cameron Client Services Representative
 Bassindale, Daniel Account Executive
 Davis, Michael Premium Account Executive
 Devine, Thomas Account Executive
 Dones, Jonathan Account Executive, Premium Sales
 Dowling, Michaela Client Services Coordinator
 Engleson, Rachel Senior Director, Marketing & Client Relations
 Friedman, Jason Vice President, Premium Sales
 Fulk, Konnor Client Service Representative
 Goldberg, Andrew Account Executive
 Hart, Garrett Account Executive
 Howett, Ryan Account Executive, Premium Sales
 Karr, Ben Account Executive
 Krizanik, Mark Account Executive, Premium Sales
 Liberman, Lauren Account Executive
 Mitchell, Bria Manager, Hospitality & Premium Services
 Moore, Terrance Account Executive, Premium Sales
 Muehlstein, Taylor Account Executive, Premium Sales
 Nickerson, Douglas Senior Director, CRM
 Pilgrim, Jed Senior Account Executive, Premium Sales
 Poplaski, Michael Account Executive, Premium Sales
 Richard, Doug Account Executive
 Rosengarten, Sheldon Director, Customer Finance
 Ross, Justin Account Executive
 Savidis, Kirk Account Executive, Premium Sales
 Walker, Ayana Account Executive, Premium Sales
 Wallace, Leigh Account Executive
 Williams, Taylor Account Executive
 Workman, Michael Manager, Membership Services
 Wright, Mary Account Executive
 Youngentob, Lisa Loyalty Program Coordinator

SECURITY

Burke, Ken Security Agent
 Cunningham, Michael Security Agent
 Gaskins-Scott, Taya Game Day Staff Admin. Asst.
 Gilliard, Franklin Security Agent
 Gillies, Jeff Security & Guest Services Manager
 Jacob, Mike Director
 Killen, Stewart Security Agent
 Parker, Vincent Game Day Staff Admin. Asst.
 Shephard, Ricardo Security Agent
 Webb, JR Security Agent
 Weir, Garrett Security Agent

SPECIAL EVENTS

McCulloch, Ashley Manager, Sales & Events
 Nicholson, Hugh Senior Director, Sales & Booking
 Obici, Ian Business Development Manager

TICKET OPERATIONS

Lomax, Mika Coordinator, Ticket Operations
 Randolph, Tamara Director, Ticket Operations
 Schraufnagel, Jeremy Manager, Ticket Office Finance
 Vermeire, Elizabeth Coordinator, Ticket Operations



Game program from the Redskins' debut in Washington
 Redskins 13, Giants 3 (Sept. 16, 1937)



EXECUTIVE BIOS





DANIEL M. SNYDER

OWNER

A self-made man and an entrepreneur at heart, Dan Snyder's life has been consumed by an enduring passion for the people, the team and the community he loves.

Growing up in the D.C. area and attending Redskins games with his father, Gerald, his youth and young adulthood were shaped and inspired by his devotion to the Washington Redskins. Since purchasing the team in 1999, Snyder has put his passion into action. He has consistently led the franchise to new prominence in the community, the business world and the National Football League. Under his leadership, the team has raised millions of dollars for charitable efforts and maintained its place in the top tier of the world's most valuable sports franchises.

Snyder, 52, continues to be one of the Washington area's most prominent community leaders and philanthropists. Shortly after purchasing the franchise in 1999, one of Snyder's first actions as owner was to create the Washington Redskins Charitable Foundation (WRCF) in 2000 to utilize the assets of the Redskins and their corporate and community partners to make a positive and measurable impact on youth development in the greater Washington, D.C., region. The foundation focuses on the areas of education, community outreach, and health and wellness, and since its inception, Charitable Foundation programs have made an impact on millions of lives and given back nearly \$20 million to individuals, groups and organizations in the community.

In 2016 alone, WRCF hosted nearly 90 events for children and their families, encompassing a broad spectrum of efforts that included supporting more than 20,000 children's literacy efforts through its Redskins Read Program, launching an innovative in-school health and wellness program for seventh graders in District of Columbia Public Schools, and providing 2,500 families with all the supplies needed to prepare a Thanksgiving meal for their families, among numerous others. Since 2003, Snyder, Redskins players, and other volunteers have also gifted more than 1,152,335 pounds of packaged and fresh food and 490,500 pounds of turkey to area families in need at the team's annual Harvest Feast. In 2016, the Redskins gifted more than 90,000 pounds of packaged and fresh food and 30,000 pounds of turkey at the annual event at FedExField.

Snyder's philanthropy has even transcended American borders. In the wake of the devastation of Hurricane Matthew in the Caribbean in the fall of 2016, Snyder mobilized to use his private plane to deliver emergency supplies to the region. The efforts began with a plane delivery to the Bahamas, and shortly following a win against Baltimore a day later, Snyder dispatched two Redskins players of Haitian descent to hand-deliver medical supplies straight from the team's training staff to Hospital Bernard Mevs in Port Au Prince, Haiti. Asked on FOX NFL Sunday about his efforts to team up with his players to deliver aid, Snyder said, "What happened in Haiti was obvious. They were in need."

The trips were just the latest instance of Snyder's larger commitment to disaster relief, which has included substantial aid following a devastating tsunami in Indonesia and Thailand in 2004 and Hurricane Katrina in 2005. Following Snyder's 2016 efforts in the Caribbean, Bahamas Minister of Tourism Obie Wilchcombe said, "This organization led by example mobilizing immediately to bring relief to our people who are in need. It is our hope that other organizations will follow the example set by the Redskins."

Beyond his work with the WRCF and his contributions to disaster relief, Snyder has provided significant support to Washington's Children's Hospital and the National Center



for Missing and Exploited Children (NCMEC). His support enabled construction of the Snyder Family Emergency Medicine and Trauma Center at Children's Hospital. He is a member of the Children's Hospital Foundation Board of Directors. He also funded construction of the Daniel M. Snyder and Family Communication Center at the Center for Missing and Exploited Children. Each day, the Center handles hundreds of calls from around the nation from law enforcement organizations, parents of missing children, runaways seeking help, and people responding to the Center's well-known awareness campaigns on behalf of missing children. In May 2014, Snyder and his wife, Tanya, were honored with the Charles B. Wang International Children's Award at the NCMEC annual Hope Awards Dinner.

Locally, Snyder was the driving force behind the Redskins donating \$35,000 to benefit the restoration of the historic Ashburn Colored School in Loudoun County following acts of vandalism in the fall of 2016. The single-room schoolhouse, operated from its opening in 1892 until 1957, served African American students from elementary school through high school. The donation allowed fundraising efforts to exceed their initial target of \$100,000.

In March of 2014, Snyder and the Redskins launched the Washington Redskins Original Americans Foundation to help Tribal communities with the urgent challenges that plague their reservations. Since its inception, the Foundation has embarked upon more than 420 total projects across 60 Federally Recognized Tribes, spending in excess of \$9 million to support Native American charitable causes. The Foundation aims to improve the quality of life for the nearly 700,000 people in those Tribal communities by focusing on the areas of economic development, health and community development, and education and youth programs.

Snyder's support has also impacted the military community, as under his leadership, the organization created Redskins Salute — the team's official military appreciation club — to amplify the Redskins' decade-long military appreciation initiatives into one comprehensive, year-round platform. The first-of-its-kind program among NFL teams serves, supports and thanks the military community by hosting a variety of events, including pre-game parties for military members prior to each home game, re-enlistment ceremonies at both team headquarters and FedExField, mili-

DANIEL M. SNYDER

tary appreciation events and more. In February 2016, Snyder partnered with the Gary Sinise Foundation to break ground on a new, specially adapted smart home for Capt. Luis Avila, a Redskins fan and veteran who was paralyzed during his time in the U.S. Army.

In 2010, Snyder was honored by Beacon House, a non-sectarian, neighborhood-based organization that supports at-risk youth and families of the Edgewood Terrace community in Washington, D.C., during a community celebration to dedicate the football field at Edgewood Department of Parks and Recreation Center. That same year, Snyder was presented Youth For Tomorrow's Distinguished Leader Award in recognition of his years of support for the organization's private, residential school and counseling center in Bristow, Va., which has provided year-round care for more than 900 homeless and at-risk children ages 11-17 from Northern Virginia and the District of Columbia. In announcing the award at YFT's annual Burgundy and Gold Banquet, Hall of Fame Redskins Coach Joe Gibbs, who is also Founder and Chairman of Youth For Tomorrow, said, "Dan Snyder began his support of the kids at Youth For Tomorrow long before I ever considered returning to coach the team in 2004."

Beyond his charitable efforts, Snyder is prominent in the affairs of the NFL, where his expertise in the fields of marketing and media has been recognized with appointments to the Media Committee, the Business Ventures Committee, the Digital Media Committee (for which he serves as Co-Chair), the International Committee, the Stadium Committee, the Hall of Fame Committee (which oversees the Pro Football Hall of Fame in Canton, Ohio), and, separately, as a member of the Board of Trustees of the Pro Football Hall of Fame.

The Redskins, who continue to be ranked among the world's most valuable sports franchises on Forbes magazine's annual list, remain at the forefront of NFL marketing and business organizations. Since buying the team, Snyder has launched a highly successful retail arm, with several Official Redskins Stores in Virginia and Maryland, as well as mobile units for use at home games and other events.

In the summer of 2013, Snyder and the Redskins moved their annual Training Camp to Richmond, Va., hosting the team's training sessions at the brand new Bon Secours Washington Redskins Training Center. During the team's inaugural three-week stay in the capital, more than 165,000 attended walkthroughs and practices. In addition, the Redskins' outreach in the community included more than 5,000 kids impacted by the Charitable Foundation's Play 60 programs and cheerleading programs, as well as 200 high school coaches invited to a concussion clinic held by the Redskins.

In June 2012, Snyder and the Redskins reaffirmed the team's commitment to the Commonwealth of Virginia, announcing that the team will retain its corporate headquarters by improving its Loudoun County training facility. In the years since, Snyder and the Redskins have annually made improvements to the Inova Sports Performance Center at Redskins Park, including upgrades to the weight room, athletic training facility, locker room, hydrotherapy stations, media availability areas, in-house cafeteria and more.

During Snyder's 18 seasons as owner of the team, 27 different Redskins have earned a total of 48 Pro Bowl appearances, nine different Redskins have been named All-Pro, and 13 Redskins draft picks have been selected to the All-Rookie Team. In addition, four players from his tenure as owner, Darrell Green, Bruce Smith, Deion Sanders and Jason Taylor, have gone on to induction into the Pro Football Hall of Fame.

FedExField, the team's wholly-owned stadium in Landover, Md., boasts seating capacity for 82,000 people, and Snyder continues to spearhead efforts to improve the fan experience at the stadium. Tickets to Redskins games have been sold out for more than 40 years. Since he purchased

the team, Snyder has invested more than \$100 million in improvements to the facility, including high-speed escalators to the upper deck, updated signage, more than 1,000 flat-screen TVs in concourses and other areas, as well as the League standard-setting Owner's Club East and Owner's Club West private luxury suites. In 2010, the Redskins installed two new video boards - 30 feet high and 100 feet wide - in each of the end zones at FedExField. The screens feature state-of-the-art high definition LED displays and tripled the size of the previous end zone video displays. The team also enhanced the fans' gameday experience with all-new game clocks, play clocks and other in-stadium video displays.

Over the last several years, Snyder and the entire Redskins organization have spearheaded efforts to enhance FedExField's guest experience. Among the improvements implemented with success in recent years have been an increase in the number of stadium gates and new parking plans to reduce congestion and welcome fans in and out more efficiently. The Redskins also upgraded Wi-Fi throughout the stadium, creating better access to enhanced game day features on the Redskins Mobile App and complimentary access to the Red Zone Channel via NFL Mobile for season ticket members.

The club's media ventures include Redskins Nation, produced by the Redskins Broadcast Network, which is the league's only year-round, daily 30-minute television show. The team also produces television and radio broadcasts via Redskins.com, a robust editorial and social media staff, and Extremskins.com, the team's fan forum. The team also produces a variety of other television programs, broadcast independently as well as in partnership with local television outlets.

Snyder was Founder, Chairman and CEO of Snyder Communications, Inc. and was the youngest CEO of a New York Stock Exchange company at the time. From its launch in 1985, the company grew to a global organization of 12,000 employees with 77 offices in 17 countries and more than \$1 billion in annual revenues. The company's client base included 200 of the Fortune 500, to which it provided targeted marketing solutions, including advertising and marketing services. In March 2000, the company was acquired by the French marketing firm Havas for more than \$2.3 billion, at the time the largest such merger in the history of the advertising/marketing industry.

Snyder is Founder and Chairman Emeritus of inVentiv Health (NASDAQ: VTIV). Additionally, Snyder is Founder and Managing Member of the Board of Red Zebra Broadcasting, LLC, which operates radio stations in Maryland, Virginia and the District of Columbia airing Redskins broadcasts, popular national radio shows and locally generated programming. Snyder is active in a variety of other private business ventures, both as an investor and as an advisor to management. He is a frequent invitee to share his experiences and views with business organizations nationwide, and he is enshrined in the Greater Washington Jewish Sports Hall of Fame.


Snyder and his wife, Tanya, have three children and live in Potomac, Md.

REDSKINS OWNERSHIP HISTORY

Daniel M. Snyder is the third majority owner in the history of the Washington Redskins franchise.

George Preston Marshall	1932-69
Jack Kent Cooke	1969-97
(The estate of Jack Kent Cooke)	1997-99
Daniel M. Snyder	1999-Present

OWNERSHIP GROUP



Daniel M. Snyder has surrounded himself with trusted advisors and supporters since the early days of his business career, from his home office as a teenager through the founding of Snyder Communications in Bethesda, Md., to ownership of the Washington Redskins. It is those family members and associates who round out the ownership group of the Washington Redskins.

Before launching a business initiative or making a critical business decision, they are the key individuals Snyder has turned to as partners, advisors and confidants.

Snyder's sister Michele Snyder, a founder of Snyder Communications, shares his ambitious spirit. Her creativity, operational skills, and business instincts have played an instrumental role in the success of Team Snyder over the years.

Calm and steady influences have been the contributions of Gerry and Arlette Snyder, parents of the Redskins owner. A long-time journalist and author with more than two dozen books to his credit, Gerry Snyder was editor-in-chief of Snyder Communications during the early years of the company. Gerry Snyder died in 2003 at age 69.

Arlette Snyder, who maintains the family ownership position in the team, continues her role as a primary advisor to the owner and his other partners.

Robert Rothman is Chairman and CEO of Black Diamond Group, Inc., a private investment firm in Tampa, Florida. He was the founding Chairman and Chief Executive Officer of Consolidated International Group, Inc., which owned and operated insurance companies in Europe and North America, from 1987 to 1999.

He obtained a B.A. in Economics from Queens College of the City University of New York, and an MBA from the University of Chicago, Graduate School of Business.

Rothman is active in numerous charities. Prior to Super Bowl XLIV in South Florida, Rothman and his wife, Peggy, along with Redskins President Bruce Allen and his wife, Kirsten, served on the host committee for an event honoring NFL all-time winningest coach Don Shula and benefiting the H. Lee Moffitt Cancer Center & Research Institute in Tampa. He served as Chairman of the Board of H. Lee Moffitt Cancer Center & Research Institute, Inc. for eight years, and is a member of the Advisory Council for the University of Chicago Booth School of Business.

Dwight C. Schar is Founder and Chairman of the Board of NVR, Inc., the fourth-largest homebuilder in the United States. The company is comprised of the building operations of Ryan Homes and NVHomes. Also under the NVR umbrella is NVR Financial, which is comprised of NVR Mortgage and NVR Settlement Services. The company is based in Reston, Va., and is traded on the New York Stock Exchange. Schar has been extremely active in the greater Washington community and is involved in numerous business and educational groups. Previously, Schar served as a trustee of the Virginia Commonwealth University School of Engineering Foundation, was a member on the Virginia Business and Higher Education Council and was appointed to the President's Advisory Committee on the Arts for the Kennedy Center.

Schar has also served as National Finance Chair of the Republican National Committee and Director of Dick Clark

Productions, Inc. and Johnny Rockets Group, Inc. In addition, he was a member of the Board of Directors for the Pittsburgh Pirates, First American Banks, the Northern Virginia Building Industry Association, Bell Atlantic Company of Virginia and the United Way of the Capital Area. Schar served on the Board for the Mercatus Center at George Mason University and has also been a trustee for the George Mason University Foundation, Ashland University and the Virginia Foundation of Independent Colleges. He has also been a council member of the Northern Virginia Roundtable and the Governor's Regional Economic Development Council. Schar is a graduate of Ashland University.

Frederick W. Smith is chairman, president and chief executive officer of FedEx Corporation, a global transportation, business services and logistics company.

After four years of service in the Marines, including two tours of duty in Vietnam, he launched the original air-ground Federal Express network which began operations in 1973 to serve the rapidly growing high tech/high value added sectors of the economy Smith had predicted. The company has since grown into a \$58 billion global enterprise.

Smith is responsible for providing strategic direction for all FedEx operating companies: FedEx Services (including FedEx Office), FedEx Express, FedEx Ground and FedEx Freight. FedEx serves more than 220 countries and territories with operations that include 650 aircraft, more than 150,000 vehicles and more than 400,000 team members worldwide.

FedEx Express was the first service company to win the Malcolm Baldrige National Quality Award in 1990. FedEx has consistently been ranked on FORTUNE magazine's industry lists, including "World's Most Admired Companies," "100 Best Companies to Work For," and is on FORTUNE's "Blue Ribbon Companies List."

Smith is co-chair of the Energy Security Leadership Council, a Trustee for the United States Council for International Business, and a member of both the Business Council and Business Roundtable. He served as chairman of the U.S.-China Business Council and co-chair of the French-American Business Council. Smith has served on the boards of several large public companies - Malone and Hyde (AutoZone), First Tennessee, Holiday Inns, EW Scripps, and General Mills - and charitable organizations including St. Jude Children's Research Hospital and the Mayo Foundation. He was formerly chairman of the Board of Governors for the International Air Transport Association and chaired the executive committee of the U.S. Air Transport Association.

Smith has received several honorary degrees and numerous civic, academic, and business awards including the Global Leadership Award from the U.S.-India Business Council; the George C. Marshall Foundation Award; the Wright Brothers Memorial Trophy; and the Circle of Honor Award from the Congressional Medal of Honor Foundation. In addition, Smith is a member of the Aviation Hall of Fame and the Business Hall of Fame. He served as co-chairman of both the U.S. World War II Memorial project and the campaign for the National Museum of the Marine Corps. He has been named a top CEO by both BARRON'S and CHIEF EXECUTIVE magazine.

Photos Above [L-R]: Michele Snyder, Arlette Snyder, Robert Rothman, Dwight C. Schar, Frederick W. Smith



BRUCE ALLEN

PRESIDENT

Bruce Allen has come full circle. More than 30 years have passed since Allen resided in the Washington, D.C., region and was a ball boy for his father, George Allen, the late Hall of Fame head coach who led the "Over the Hill Gang" Washington Redskins to an NFC Championship in 1972 and an appearance in Super Bowl VII.

Allen joined the Redskins as the team's Executive Vice President/General Manager on December 17, 2009, after a decorated career spanning more than three decades, including serving as a general manager and executive with the Tampa Bay Buccaneers and the Oakland Raiders as well as recording a successful run in the USFL with the Chicago Blitz and the Arizona Wranglers.

"It's exciting because of the history, the tradition, the comfort about coming home," Allen said in 2009. "Everybody who knows me, knows that the principles of football in my mind are simple – it's a team. It's 53 men, the entire staff, everybody in the building going in the same direction for one common goal, and that's to win."

During Allen's tenure, the Redskins' focus and impact has far exceeded the mere scope of the playing field. In August 2011, Allen assumed the role of President of the Board of the Washington Redskins Charitable Foundation and has tirelessly worked hand-in-hand with the foundation to positively impact the lives of youth in the Washington, D.C. community. The foundation focuses on the areas of education, community outreach, and health and wellness, and since its inception, Charitable Foundation programs have made an impact on millions of lives and given back nearly \$20 million to individuals, groups and organizations in the community.

Allen annually participates in many of the Foundation's signature events, including the Redskins Alumni Golf Classic, where he serves as Chairman, the Redskins Easter Egg Hunt, Fields for Tomorrow field dedications, the Mickey Steele Memorial Golf Outing and the Leukemia & Lymphoma Golf tournament, among others. In early 2016, Allen and the organization accepted the inaugural Legacy Award from the Loudoun School-Business Partnership Executive Council for the team's exemplary work in going "above and beyond" for Loudoun County Students. Allen's philanthropic support also extends to efforts with Doug Williams' Washington Football Legends for Charity and Joe Gibbs' Youth For Tomorrow.

On the field, Allen's squads have earned seven division championships, with Washington marking the third different franchise (Oakland, Tampa Bay and Washington) he had helped lead to a division crown in that timeframe. Since 2000, only Allen and Rich McKay have guided multiple franchises to division titles as General Manager.

Allen previously played a key role in identifying Jay Gruden as the 29th head coach in franchise history, citing Gruden's passion for the game and passion for the Washington Redskins upon his hire in January 2014.

In May 2014, during an offseason in which Allen helped guide the franchise through a coaching transition and provided public leadership for the organization, the Redskins formally announced Allen as the team's President.

"So what we found is the guy that – I really come back to one of the greatest quotes I know in sports or life that former Washington Redskins coach Marv Levy, who is in the Hall of Fame, who said, 'Where would you rather be than right here, right now?'" Allen said.

Aside from his management of the Redskins' football operations and his dedication to the Redskins' charitable efforts, Allen has led initiatives to extend the Redskins' outreach to their former players and engage the team's vast alumni network.

"We owe them a great debt of gratitude for their accomplishments for building this game," Allen said. "Not just the three Super Bowl trophies, but the way they have represented themselves in the burgundy and gold."

Last fall, Allen and the Redskins welcomed back Redskins Alumni for the team's annual Alumni Homecoming Weekend during the team's Week 10 win against the Minnesota Vikings. Not including staff and coaches, players in attendance during the weekend represented more than 650 combined seasons of Redskins service, 110 combined Super Bowl appearances, 69 combined Super Bowl titles, 34 members of the 80 Greatest Redskins, 23 Redskins Ring of Famers and nine Pro Football Hall of Famers. Allen and the organization also used the weekend to honor former General Manager Bobby Beathard with induction in the team's Ring of Fame.

In addition to his ongoing connection with Redskins alumni and charitable efforts, Allen is actively involved in fan outreach. He has taken the time to personally connect with Redskins fans all over the world via one-on-one meetings, Redskins Rally events, fan forums, phone calls and e-mails to foster and strengthen the organization's relationship with its fans.

Allen and his wife, Kiersten, have a son, George, and a daughter, Mikayla. Kiersten serves on the Moffitt Cancer Foundation Board of Directors, where she and Bruce have worked to aid in the Foundation's mission to contribute to the prevention and cure of cancer.

Allen was drafted by the Baltimore Colts as a 12th-round selection in 1978 out of the University of Richmond. He played for the Spiders from 1974-77, earning All-ECAC and All-South Independent honors in his junior season, when he ranked 16th in the nation and broke a school punting record with a 42.9-yard average. He earned his degree in business marketing, and in February 2016, he was honored with induction into the University of Richmond's Athletics Hall of Fame.

Allen's late father George, who was elected to the Pro Football Hall of Fame in 2002, was Head Coach of the Redskins from 1971-77. He amassed a 67-30-1 record and an appearance in Super Bowl VII in seven seasons in Washington. George never had a losing campaign in 12 seasons as an NFL head coach including his seven years at the helm of the Redskins.

Like his father, who developed the original Redskins Park, Bruce helped spearhead the effort for facility improvements to provide the Redskins a state-of-the-art team headquarters equipped with every necessary amenity and competitive advantage to support the football operation. Allen also played a key role in the team moving its annual training camp to Richmond, Va., beginning in 2013 at the world-class Bon Secours Washington Redskins Training Center.

Bruce's brother George served as Virginia governor and as a U.S. Senator from Virginia. He also has two other siblings, Greg, a psychologist specializing in family counseling and Founder of Freedom4U in Southern California, and Jennifer Allen Richard, an author and contributor to the NFL Network.

STAFF BIOS



JAY GRUDEN

HEAD COACH
14TH NFL SEASON // 4TH WITH REDSKINS

Jay Gruden enters his fourth season with the Washington Redskins in 2017 after being named the 29th head coach in franchise history on January 9, 2014.

Previously a decorated quarterback in the college and Arena Football League ranks and a successful NFL assistant, Gruden has showcased his offensive acumen honed from his diverse football background throughout his tenure with the Redskins.

In 2016, Gruden guided the Redskins to an 8-7-1 record, giving the franchise back-to-back winning seasons for the first time since 1996-97. The team was led by Gruden's record-shattering offense, which posted team records in total net yards (6,545), net passing yards (4,758) and yards per play (6.40), ranking in the Top 3 in the NFL in all three categories.

Gruden's offense — once called "easily one of the three or four best designed offenses in the NFL" by Andy Benoit of The MMQB — was more than just historically efficient and explosive that season. The distribution of the offensive contributions allowed eight Redskins players (DeSean Jackson, Pierre Garçon, Jamison Crowder, Rob Kelley, Chris Thompson, Jordan Reed, Vernon Davis and Matt Jones) to finish the season with at least 500 yards from scrimmage, tying the 2011 New Orleans Saints for the most in a single season in NFL history.

A year earlier, Gruden led the Redskins to an NFC East Championship in 2015, posting a 9-7 record to complete the second "worst-to-first" turnaround in team history. Gruden became the sixth coach in team history to lead the Redskins to a playoff berth within the first two years at the helm, joining Ray Flaherty, Dutch Bergman, Dudley DeGroot, George Allen and Joe Gibbs.

Under Gruden's guidance, the 2015 Redskins featured what was at the time the most prolific passing attack in franchise history. Quarterback Kirk Cousins, named the starter in the middle of the preseason, set then-single-season team records for attempts (543), completions (379), passing yards (4,166) and 300-yard passing games (seven) while throwing 29 touchdown passes, including at least one in all 16 games. Cousins' success coincided with the emergence of tight end Jordan Reed, who finished the season with 87 receptions for 952 yards (both team records for a tight end) with 11 receiving touchdowns.

Gruden assumed control of the Redskins in 2014 and guided the team through a campaign in which three different quarterbacks (Robert Griffin III, Kirk Cousins and Colt McCoy) recorded victories as starters. He installed an offensive system that produced two Pro Bowlers in his first season (tackle Trent Williams and running back Alfred Morris).

Excluding interim coaches, Gruden, 46 at the time of his hiring, became the team's youngest head coaching hire since hiring eventual Pro Football Hall of Famer Joe Gibbs at 40 years of age in 1981. He became the first Redskins head coach hired directly from an offensive coordinator role on another team since Norv Turner in 1994.

Before joining the Redskins, Gruden spent his previous three seasons as offensive coordinator for the Cincinnati Bengals. In his tenure in Cincinnati, the Bengals averaged 10 wins a season, making three consecutive playoff appearances and earning an AFC North championship in 2013. Members of the Bengals' offense accounted for seven Pro Bowl selections in his three seasons in Cincinnati.

Gruden was tasked with the development of quarterback Andy Dalton, a 2011 second-round pick. In three seasons together, Gruden helped Dalton to a 30-18 regular season record as a starter (.625), as Dalton's 30 wins in that time frame

ranked tied for fifth-most among NFL quarterbacks. Dalton's 80 passing touchdowns ranked third-most in NFL history for a quarterback in his first three seasons, trailing only Dan Marino (98) and Peyton Manning (85).

Prior to joining the Bengals, Gruden served two years with the Florida Tuskers of the United Football League from 2009-10. In 2009, Gruden served as offensive coordinator as the Tuskers compiled a 6-0 regular season record and earned a UFL championship game berth. In 2010, he assumed the roles of head coach and general manager and led the Tuskers to their second consecutive championship game appearance.

Gruden coached for seven seasons (2002-08) with the Tampa Bay Buccaneers, earning a Super Bowl championship ring as an offensive assistant in 2002. There he worked under his brother, Jon (then the Bucs' head coach), and current Redskins President Bruce Allen (the Bucs' general manager from 2004-08). Gruden helped guide the Buccaneers to the team's first championship, a 48-21 victory in Super Bowl XXXVII.

Gruden also ranks among the most outstanding players and coaches in the history of the Arena Football League, having won six combined league championships — four as a quarterback and two as a head coach. Gruden played quarterback (2002-03) and served as head coach (2004-08) of the AFL's Orlando Predators while simultaneously working as an offensive assistant with the Buccaneers. In all, Gruden served as head coach of the Predators for nine seasons (1998-2001 and 2004-08), leading the Predators to four championship game appearances and two league titles as a coach. During a two-year hiatus from coaching the Predators in 2002-03, he returned to the playing field as Orlando's quarterback, leading the Predators to playoff appearances in both seasons.

In his eight seasons as a player in the AFL, Gruden completed 1,673-of-2,775 passes (60.3 percent) for 21,578 yards with 398 touchdowns and 99 interceptions. In addition to his time with Orlando, he spent six seasons (1991-96) at quarterback for the Tampa Bay Storm, winning four AFL titles and being named MVP of ArenaBowl VII in 1993. He was also named the 1992 AFL Most Valuable Player and was honored with induction into the AFL Hall of Fame in 1999.

Gruden played quarterback for four seasons for former Redskins draft pick Howard Schnellenberger at the University of Louisville (1985-88) and was a two-time team MVP.

Gruden was born March 4, 1967, in Tiffin, Ohio. He and his wife, Sherry, have three sons — J.J., Joey and Jack — and a grandson, Trey.

GRUDEN FOOTBALL HISTORY

1985-88	Quarterback	University of Louisville
1989	Student Assistant	University of Louisville
1990	Quarterback	Barcelona Dragons (WLAF)
1990	Quarterback	Sacramento Surge (WLAF)
1990-91	Graduate Assistant	University of Louisville
1991-96	Quarterback	Tampa Bay Storm (AFL)
1997	Offensive Coordinator	Nashville Kats (AFL)
1998-2001	Head Coach	Orlando Predators (AFL)
2002-08*	Offensive Assistant	Tampa Bay Buccaneers
2002-03*	Quarterback	Orlando Predators
2004-08*	Head Coach	Orlando Predators
2009	Offensive Coordinator	Florida Tuskers (UFL)
2010	Head Coach	Florida Tuskers
2011-13	Offensive Coordinator	Cincinnati Bengals
2014-Pres.	Head Coach	Washington Redskins

*Held jobs concurrently

JAY GRUDEN

THE GRUDEN FILE

GRUDEN BY THE NUMBERS

21,578	Career passing yards in the AFL
6,545	Total net yards by Gruden's 2016 offense, a team record
4,778	Career postseason passing yards in the AFL, third-most all-time
1999	Year of induction into the AFL Hall of Fame
398	Career AFL passing touchdowns
21	Career NFL head coaching wins for Gruden entering 2017, tied for eighth-most in Redskins history
15	Redskins all-time division titles, including one secured by Gruden's 2015 squad
13	Combined years as a quarterback in the NCAA, WLAF and AFL
6	ArenaBowl championships (four as a player, two as a coach)
6	Number of coaches, including Gruden, to lead the Redskins to the playoffs within two years of taking the job (Ray Flaherty, Dutch Bergman, Dudley DeGroot, George Allen and Joe Gibbs)
4	Ranking by the AFL on its 2012 list of the league's 25 Greatest Players
3	Team record for 500-yard games, set by the 2016 Redskins

REDSKINS COACHING HISTORY

The Washington Redskins have had 28 different head coaches preside over 29 head coaching tenures in team history.

1.	Lud Wray.....	1932
2.	Lone Star Dietz.....	1933-34
3.	Eddie Casey.....	1935
4.	Ray Flaherty.....	1936-42
5.	Arthur "Dutch" Bergman.....	1943
6.	Dudley DeGroot.....	1944-45
7.	A.G. "Turk" Edwards.....	1946-48
8.	John Wheelchel.....	1949
9.	Herman Ball.....	1949-51
10.	Dick Todd.....	1951 (Interim)
11.	Earl "Curly" Lambeau.....	1952-53
12.	Joe Kuharich.....	1954-58
13.	Mike Nixon.....	1959-60
14.	Bill McPeak.....	1961-65
15.	Otto Graham.....	1966-68
16.	Vince Lombardi.....	1969
17.	Bill Austin.....	1970
18.	George Allen.....	1971-77
19.	Jack Pardee.....	1978-80
20.	Joe Gibbs**.....	1981-92
21.	Richie Petibon.....	1993
22.	Norv Turner.....	1994-2000
23.	Terry Robiskie.....	2000 (Interim)
24.	Marty Schottenheimer.....	2001
25.	Steve Spurrier.....	2002-03
26.	Joe Gibbs**.....	2004-07
27.	Jim Zorn.....	2008-09
28.	Mike Shanahan.....	2010-13
29.	Jay Gruden.....	2014-Present

Pro Football Hall of Famers **bolded and italicized.**

** Considered both the 20th and 26th head coach in franchise history

ARENA FOOTBALL LEAGUE HALL OF FAMER - CAREER STATS

Year	Team	PASSING							RUSHING		
		Comp	Att	Pct	Yds	Rating	TD	Int	Att	Yds	TD
1991	Tampa Bay Storm	127	199	63.8	1504	96.4	26	11	17	55	2
1992	Tampa Bay Storm	188	305	61.6	2568	107.6	50	15	13	37	0
1993	Tampa Bay Storm	187	312	59.9	2526	99.9	41	14	15	15	1
1994	Tampa Bay Storm	206	368	56.0	2622	98.1	49	12	9	32	2
1995	Tampa Bay Storm	198	352	56.3	2787	100.2	45	11	20	7	0
1996	Tampa Bay Storm	274	443	61.9	3616	114.0	70	14	8	-14	0
2002	Orlando Predators	310	501	61.9	3621	101.1	68	20	7	-4	0
2003	Orlando Predators	183	295	62.0	2334	123.5	49	2	3	2	0
TOTAL		1673	2775	60.3	21578	105.7	398	99	92	130	5

HONORS- Most Valuable Player (1992), First-Team All-Arena (1992), All-Star Game (1993), First-Team All-Arena (1995), 10th Anniversary Team (1996), AFL Hall of Fame Inductee (1999), All-ArenaBowl Team (1999), Second-Team 15th Anniversary Team (2001), 20 Greatest Players - No. 4 (2006), 25 Greatest Players - No. 4 (2012)

ARENA BOWL APPEARANCES- ArenaBowl V Champion (Quarterback, Tampa Bay Storm, 1991), ArenaBowl VII Champion* (Quarterback, Tampa Bay Storm, 1993), ArenaBowl IX Champion (Quarterback, Tampa Bay Storm, 1995), ArenaBowl X Champion (Quarterback, Tampa Bay Storm, 1996), ArenaBowl XII Champion (Head Coach, Orlando Predators, 1998), ArenaBowl XIII Runner-up (Head Coach, Orlando Predators, 1999), ArenaBowl XIV Champion (Head Coach, Orlando Predators, 2000), ArenaBowl XX Runner-up (Head Coach, Orlando Predators, 2006)

* Named ArenaBowl VII Most Valuable Player

AFL COACHING RECORD- 93-61 (.604)

STAFF BIOS



BILL CALLAHAN
ASST. HC/OFFENSIVE LINE

19TH NFL SEASON
3RD WITH REDSKINS

1975-77	Quarterback	Benedictine (Ill.)
1978	Assistant Coach	Oak Lawn H.S. (Ill.)
1979	Assistant Coach	De La Salle H.S. (Ill.)
1980-81	Associate Coach	Illinois
1982-83	Special Teams/TE Coach	Illinois
1984-85	Offensive Line Coach	Illinois
1986	Quarterbacks Coach	Illinois
1987-88	Offensive Line Coach	Northern Arizona
1989	Offensive Coordinator	Southern Illinois
1990-94	Offensive Line Coach	Wisconsin
1995-97	Offensive Line Coach	Philadelphia Eagles
1998	Off. Coordinator/TE Coach	Oakland Raiders
1999-2001	Off. Coordinator/DL Coach	Oakland Raiders
2002-03	Head Coach	Oakland Raiders
2004-07	Head Coach	Nebraska
2008-11	Asst. Head Coach/DL Coach	New York Jets
2012-14	Off. Coordinator/DL Coach	Dallas Cowboys
2015-16	Offensive Line Coach	Washington Redskins
2017	Asst. Head Coach/DL Coach	Washington Redskins

Bill Callahan enters his third season with the Redskins in 2017 after initially joining the organization as the team's offensive line coach on January 15, 2015.

Callahan is entering his 19th NFL season in 2017 as part of a career that includes head coaching stints at both the pro and collegiate levels as well as the 2002 AFC Championship with the Oakland Raiders. Entering 2017, Callahan has been a member of an offensive staff that finished in the Top 5 in the NFL in rushing or passing 11 times, including a No. 1 overall finish in rushing twice (2000, 2009) and passing once (2002). Callahan has had 12 offensive linemen combine for 25 Pro Bowl selections during his career.

In the team's first two seasons under Callahan from 2015-16, the Redskins allowed 50 total sacks after allowing 58 sacks in the 2014 season alone.

Callahan's unit helped guide the Redskins to a record-setting offensive campaign in 2016. Powered in part by Callahan's offensive line, the Redskins set single-season team records in yards per game (403.4), yards per play (6.40), net passing yards (4,758), completions (407), passing first downs (226) and 500-yard games (three). The blocking and protection afforded by the unit allowed eight different Redskins players to finish the season with at least 500 yards from scrimmage, tying the 2011 New Orleans Saints for the most in a single season in NFL history.

The Redskins allowed 23 sacks in 2016, fourth-fewest in the NFL and tied for the seventh-fewest in team history since the league adopted sacks as an official statistic in 1982. The 2016 season also resulted in the fifth consecutive Pro Bowl selection for tackle Trent Williams and the first career Pro Bowl nod for guard Brandon Scherff. The dual selections marked the first time the Redskins had multiple offensive linemen selected to the Pro Bowl in the same season since 1991 (tackle Jim Lachey and guard Mark Schlereth).

In his first year in Washington in 2015, Callahan was frequently credited for the largest year-over-year decline in sacks allowed in team history. A year after allowing 58 sacks in 2014, the Redskins held opponents to 27 sacks in Callahan's debut campaign in 2015. The 31-sack turnaround was the largest in team history since the NFL began recognizing sacks as an official statistic in 1982, surpassing the 30-sack decrease between the 1988-99 seasons. The performance

of the line as a unit helped garner Pro Bowl honors for Williams and PFWA All-Rookie honors for Scherff.

Prior to joining the Redskins, Callahan served as offensive coordinator/offensive line coach for the Dallas Cowboys from 2012-14 and helped guide the franchise to its first NFC East title since 2009 in his final season. In 2014, the Cowboys finished second in the NFL in rushing (1471) with running back DeMarco Murray leading the league in rushing and setting a Dallas franchise record with 1,845 yards. Callahan had two offensive linemen named to The Associated Press' 2014 All-Pro team (tackle Tyron Smith and guard Zack Martin) and had another (center Travis Frederick) selected with Smith and Martin to the Pro Bowl.

Callahan served as assistant head coach/offensive line coach of the New York Jets from 2008-11. During his four-year tenure with the Jets, the offense ranked second in the NFL in rushing yards per game (137.9) across those four seasons and appeared in two consecutive AFC Championship games (2009-10). In his four seasons, Callahan coached three offensive linemen to nine Pro Bowl appearances (Nick Mangold, 4; D'Brickashaw Ferguson, 3; and Alan Faneca, 2) and helped Mangold earn AP All-Pro honors in the 2009-10 seasons.

Prior to his time in New York, Callahan served as head coach at the University of Nebraska from 2004-07, leading the Cornhuskers to a Big 12 Conference Championship Game appearance in 2006 and two bowl invitations in his four seasons.

Callahan spent six seasons with the Oakland Raiders from 1998-2003, serving as offensive coordinator for four years before becoming the 13th head coach in Raiders history from 2001-02. In 2002, Oakland's offense set a team record for total offense with an NFL-best 6,237 yards and led the NFL in passing yards (4,689) en route to an appearance in Super Bowl XXXVII. He became the fourth rookie head coach in NFL history to earn a Super Bowl berth.

Before joining the Raiders, Callahan coached the offensive line for the Philadelphia Eagles from 1995-97. His unit helped the Eagles rank second in the NFC in passing, fifth in rushing and third in total offense in 1997. Prior to joining the Eagles, Callahan accrued 15 seasons of coaching experience in various capacities at Illinois (1980-86), Northern Arizona (1987-88), Southern Illinois (1989) and Wisconsin (1990-94).

Callahan started at quarterback for three seasons (1975-77) at Illinois Benedictine (Iisle, Ill.) where he earned honorable-mention All-America honors in 1976 and 1977 and graduated with a bachelor's degree in physical education in 1978. In 2004, he was inducted into the Benedictine University Athletics Hall of Fame.

Callahan was born in Chicago, where he attended Mendel Catholic H.S. He and his wife, Valerie, have four children: daughters Cathryn and Jaclyn, and sons Brian and Daniel. His son, Brian, now serves as the quarterbacks coach for the Detroit Lions.

STAFF BIOS



MATT CAVANAUGH
OFFENSIVE COORDINATOR

34TH NFL SEASON
3RD WITH REDSKINS

1974-77	Quarterback	Pittsburgh
1978-82	Quarterback	New England Patriots
1983-85	Quarterback	San Francisco 49ers
1986-89	Quarterback	Philadelphia Eagles
1990-91	Quarterback	New York Giants
1993	Tight Ends Coach	Pittsburgh
1994-95	Quarterbacks Coach	Phoenix Cardinals
1996	Quarterbacks Coach	San Francisco 49ers
1997-98	Offensive Coordinator	Chicago Bears
1999-2004	Offensive Coordinator	Baltimore Ravens
2005-08	Off. Coordinator/QB Coach	Pittsburgh
2009-12	Quarterbacks Coach	New York Jets
2013-14	Quarterbacks Coach	Chicago Bears
2015-16	Quarterbacks Coach	Washington Redskins
2017-Pres.	Offensive Coordinator	Washington Redskins

Matt Cavanaugh enters his third season with the Redskins and his first as the team's offensive coordinator in 2017 after initially joining the organization as quarterbacks coach on January 28, 2015.

Cavanaugh boasts 24 seasons of previous coaching experience across the professional and collegiate levels. His NFL background also includes 14 combined seasons as a quarterback for the New England Patriots, San Francisco 49ers, Philadelphia Eagles and New York Giants from 1978-91.

Cavanaugh's tutelage of quarterback Kirk Cousins was critical to a record-setting season for both the team as a whole and for Cousins in 2016. Quarterback play was a key element in the Redskins setting single-season team records in yards per game [403.4], yards per play [6.40], net passing yards [4,758], completions [407], passing first downs [226] and 500-yard games [three]. Meanwhile, Cousins finished the year with single-season team records in attempts [606], completions [406] and passing yards [4,917] and matched his team record for 300-yard passing games [seven]. Cousins' 4,917 passing yards ranked third in the NFL in 2016 and were the 15th-most in a season in NFL history.

Cavanaugh made an immediate impact in his first season in Washington in 2015, helping guide Cousins to single-season team records in attempts [543], completions [379], passing yards [4,166] and 300-yard passing games [seven] despite not being named the starter until midway through the preseason. Cavanaugh's coaching helped Cousins post an interception percentage of 2.0, the second-lowest by a Redskins quarterback with at least 400 attempts in a season all-time. After the season, quarterback Colt McCoy called Cavanaugh the team's "MVP" for his work with Cousins in 2015.

Under Cavanaugh's guidance, Cousins posted the first back-to-back 4,000-yard seasons in team history and became the second quarterback in NFL history to record 4,000 passing yards and four rushing touchdowns in consecutive seasons (Aaron Rodgers, 2008-09).

Prior to joining the Redskins, Cavanaugh served as quarterbacks coach of the Chicago Bears from 2013-14. In 2013, under Cavanaugh's tutelage, the Bears' quarterbacks rewrote the franchise single-season record books setting team records in passer rating [96.9], passing yards [4,450], passing touchdowns [32] and completion percentage [64.4]. It was his second stint in Chicago after having served as the team's offensive coordinator from 1997-98.

Cavanaugh spent four seasons working with quarterbacks for the New York Jets from 2009-12. During those four seasons, the Jets made two AFC Championship game appearances.

Cavanaugh joined the Jets after four seasons as the offensive coordinator and quarterbacks coach at his alma mater, the University of Pittsburgh, from 2005-08. It was his second stint at Pitt after making his coaching debut in 1993 working with the Panthers' tight ends. As offensive coordinator, Cavanaugh helped tutor future NFL running backs LeSean McCoy and LaRod Stephens-Howling.

Cavanaugh served as the Baltimore Ravens' offensive coordinator from 1999-2004, a tenure that included the franchise's 34-7 Super Bowl XXXV victory in 2000. During that season, the Ravens ground game churned out a franchise-record 2,199 yards, fifth most in the NFL.

Prior to his first tenure in Chicago from 1997-98, Cavanaugh served as quarterbacks coach for the San Francisco 49ers in 1996, helping Steve Young lead the NFL in passer rating [97.2] and completion percentage [67.7]. He got his first taste of NFL coaching in 1994, working as the quarterbacks coach of the Arizona Cardinals, a position he held for two years.

Cavanaugh won two Super Bowl titles as a backup quarterback with the New York Giants [Super Bowl XXV] and the 49ers [Super Bowl XIX]. He was a second-round selection [50th overall] of the Patriots in 1978 NFL Draft, spending five seasons with New England [1978-82] before stints with the 49ers [1983-85], Eagles [1986-89] and Giants [1990-91]. He appeared in 112 career contests with 19 starts, completing 305-of-579 passes for 4,332 yards and 28 touchdowns.

As a collegiate quarterback, Cavanaugh guided Pitt to the 1976 National Championship and was named the Sugar Bowl MVP after a 27-3 victory over Georgia. He earned All-America honors as a senior in 1977. Cavanaugh earned his bachelor's degree from Pitt in administration of justice.

A native of Youngstown, Ohio, Cavanaugh attended Chaney H.S. He is married to his wife, Maria, and has three children: Amy, Andrew and Mollie.



BEN KOTWICA
SPECIAL TEAMS COORDINATOR

11TH NFL SEASON
4TH WITH REDSKINS

1993-96	Linebacker	U.S. Military Academy
2005-06	Defensive Coordinator	USMA Prep School
2007-08	Quality Control - Def/ST	New York Jets
2009-12	Asst. Special Teams Coach	New York Jets
2013	Special Teams Coordinator	New York Jets
2014-Pres.	Special Teams Coordinator	Washington Redskins

Ben Kotwica enters his fourth season as the Redskins' special teams coordinator in 2017 after originally being named to the position on January 15, 2014.

Kotwica, now entering his 11th NFL season, spent the first seven years of his NFL career in various coaching capacities with the New York Jets. Before assuming the role of coordinator for the Jets in 2013, Kotwica assisted with the Jets' special teams in multiple roles across the 2007-12 seasons.

Kotwica oversaw a historic campaign in 2016, as kicker Dustin Hopkins converted 34-of-42 on field goal attempts, breaking the team record of 33 field goals set by Mark Moseley during the 1983 season. Hopkins tied a single-game team record and was named NFC Special Teams Player of the Week with a 5-for-5 effort in a Week 3 win against the

STAFF BIOS

New York Giants.

Two weeks later, Kotwica's unit produced another NFC Special Teams Player of the Week at Baltimore, as returner Jamison Crowder scored on an 85-yard punt return for a touchdown, the Redskins' first since Oct. 26, 2008, a 124-game drought. The dual honors marked the first time two different members of the Redskins earned NFC Special Teams Player of the Week honors in the same season since returner Santana Moss and punter Ryan Plackemeier each earned awards in Weeks 8 and 16 of the 2008 season, respectively.

In 2015, Kotwica deftly commanded a unit that used 60 different players in a special teams capacity during the Redskins' 9-7 division-winning campaign. The Redskins allowed only 20.1 yards per kickoff return, the fourth-best average in the NFL. It marked the Redskins' first Top 5 finish in the category since 2011 when the team was in the midst of a stretch of six straight Top 5 seasons from 2006-11. Kotwica's game planning also helped the Redskins recover their first onside kick since 2007, as the Redskins successfully executed a surprise onside kick in the team's record-setting 24-point comeback win against Tampa Bay.

Kotwica's 2015 unit was directly responsible for three touchdowns, including a team-record-tying two kickoff return touchdowns and a blocked punt recovery for a touchdown. Kotwica and the Redskins also signed kicker Dustin Hopkins in Week 2, and the first-year kicker converted 25-of-28 field goal attempts and posted the third-best field goal percentage in team history (89.3), trailing only Mark Moseley (95.2 in 1982) and Kai Forbath (94.4 in 2012).

In his first season in Washington in 2014, Kotwica's tutelage and eye for talent helped first-year punter Tress Way (47.5 yards per punt) become the first member of the Redskins to lead the NFL in punting for a season since Sam Baker in 1958. Way's average ranked fourth in team history, a feat he accomplished in a season in which he was given 10 days to earn the punting job after being claimed off waivers late in the preseason. Kotwica also helped kicker Kai Forbath successfully convert 24-of-27 field goals (88.9 percent) in 2014.

Prior to Kotwica's arrival in Washington, the Jets accounted for 10 combined kick and punt return touchdowns during his time as an assistant in New York, tied for most in the AFC and tied for second-most in the NFL. The Jets averaged a league-best 24.6 yards per kick return in those six seasons and had a kick returner finish in the Top 5 in the NFL in kick return average four times (Joe McKnight, 2011 and 2012; Brad Smith, 2010; and Leon Washington, 2007). Kotwica helped Leon Washington earn his first career Pro Bowl berth as a kick returner following the 2008 season.

In addition to his football career, Kotwica's background includes his time as a decorated officer who spent eight years in the United States Army after graduating from the United States Military Academy at West Point. His military career included operations in Bosnia-Herzegovina, Korea and Iraq.

Kotwica was commissioned as a 2nd Lieutenant in the Aviation Branch of the Army and was selected to fly the AH-64 Apache Longbow, the world's best attack helicopter. He was an Attack Helicopter Platoon Leader in support of the 82nd Airborne Division from 1998-2001, where he was responsible for the health and welfare of 20 soldiers.

In 2000, Kotwica deployed to Bosnia-Herzegovina for eight months before returning to the states to attend the Aviation Captain Career course. He completed the course in the top 10 percent of his class. Two years later, he returned overseas to Camp Page, Korea where he served as a Military Intelligence Officer for six months. In early 2003, he was selected to serve as the Battalion Executive Officer for a unit comprised of more than 300 soldiers, 24 attack helicopters and more than \$400 million worth of equipment.

In January 2004, he briefly returned to Fort Hood, Texas,

to serve as the Training Officer for the 1st Cavalry Division. Two months later, he deployed in support of Operation Iraqi Freedom II, serving as a Combat Attack Helicopter Commander and flying more than 1,000 combat hours in support of five maneuver brigades within the 1st Cavalry Division. His missions included convoy security operations; VIP escorts for former President George W. Bush, former Secretary of Defense Donald Rumsfeld and former Secretary of State Condoleezza Rice; and search and destroy missions to suppress insurgent activities.

During his service, Kotwica was awarded with the Army Achievement Medal, the Army Commendation Medal, the Meritorious Service Medal and the Bronze Star.

Kotwica played at Army from 1993-98 and was a three-year starter at linebacker. He was the captain of the only 10-win team in Army history, leading the Black Knights to a 10-2 record and the program's most recent Commander-in-Chief's Trophy in 1996.

Kotwica and his wife, Christina, have four children: daughters, Analyssa and Arianna, and sons, Christian and Brayden.



GREG MANUSKY
DEFENSIVE COORDINATOR

29TH NFL SEASON
6TH WITH REDSKINS

1984-87	Linebacker	Colgate
1988-90	Linebacker	Washington Redskins
1991-93	Linebacker	Minnesota Vikings
1994-99	Linebacker	Kansas City Chiefs
2000	Training Camp Coach	Tampa Bay Buccaneers
2001	Linebackers Coach	Washington Redskins
2002-06	Linebackers Coach	San Diego Chargers
2007-10	Defensive Coordinator	San Francisco 49ers
2011	Defensive Coordinator	San Diego Chargers
2012-15	Defensive Coordinator	Indianapolis Colts
2016	Outside Linebackers Coach	Washington Redskins
2017-Pres.	Defensive Coordinator	Washington Redskins

Greg Manusky is entering his sixth combined season as a player or coach with the Redskins in 2017 after returning to the organization as the team's outside linebackers coach on January 22, 2016. He was named the team's defensive coordinator on January 23, 2017.

Manusky returned to the Redskins in 2016 with 27 previous combined seasons of NFL experience, including 15 as a coach and 12 as a player. He entered the coaching ranks full-time with the Redskins in 2001 as the team's linebackers coach. During his 16 seasons as an NFL coach entering 2017, 12 different players have earned a total of 18 Pro Bowl selections under his tutelage.

In 2016, Manusky helped guide linebacker Ryan Kerrigan to his second career Pro Bowl selection. Kerrigan posted 11.0 sacks, becoming only the fifth player in team history to record multiple 10-sack seasons. Manusky's contributions were also key to linebacker Trent Murphy's breakout campaign in 2016, a year in which the third-year pro recorded 9.0 sacks after totaling 6.0 across his first two NFL seasons in 2014-15. Manusky's duo became the first pair to record at least nine sacks each in a single season for the Redskins since Andre Carter and Brian Drakpo in 2009.

Prior to his second coaching stint in Washington, Manusky served nine seasons as the defensive coordinator of the Indianapolis Colts (2012-15), San Diego Chargers (2011) and San Francisco 49ers (2007-10). The Colts won at least eight games in all four of Manusky's seasons in Indianapolis, earning three postseason berths including an AFC

STAFF BIOS

Championship appearance in 2014. The Colts recorded 10 interception returns for touchdowns during Manuskys's four-year tenure, tied for second-most in the AFC and tied for fifth-most in the NFL in that time frame.

In 2014, Manuskys guided a defense that helped record the team's third straight 11-5 regular season record and second consecutive AFC South Division Championship. From Weeks 4 through 7, the Colts only allowed one third down conversion in four straight games, marking the longest such streak by an NFL team since 1970. Safety Mike Adams, cornerback Vontae Davis and inside linebacker D'Qwell Jackson comprised the three defensive players to earn their first career Pro Bowl selection during the year.

Manuskys spent the 2011 campaign as the defensive coordinator of the San Diego Chargers. Under his direction, the defense allowed an average of 224.4 net passing yards per game, and safety Eric Weddle tied for the NFL lead with seven interceptions and earned a trip to the 2012 Pro Bowl. Prior to joining the Chargers, Manuskys spent four seasons (2007-10) as defensive coordinator of the San Francisco 49ers. His 2009 unit did not allow a touchdown in five separate games while forcing an NFL-best 21 fumbles, allowing just 3.6 yards per rush and recording 44.0 sacks.

Manuskys's first tenure with the Chargers lasted four seasons (2002-06), during which time he served as the linebackers coach. In the 2006 campaign, San Diego linebackers accounted for 42.5 of the team's 61.0 regular season sacks. That season, linebacker Shawne Merriman tied the Chargers' franchise record with 17.0 sacks, becoming the first Charger to lead the league in sacks.

Manuskys started his coaching career in 2000, working as a volunteer linebackers and special teams coach with the Tampa Bay Buccaneers during training camp. He then joined the Redskins staff in 2001 as the team's linebackers coach, helping guide LaVar Arrington to his first career Pro Bowl selection.

Throughout his career, Manuskys has coached an impressive list of Pro Bowl players, including D'Qwell Jackson, Vontae Davis, Mike Adams and Robert Mathis with the Colts; Eric Weddle, Shawne Merriman, Junior Seau and Donnie Edwards with the Chargers; Justin Smith and Patrick Willis with the 49ers and LaVar Arrington with the Redskins.

Manuskys was a linebacker and special teams standout during his 12-year NFL playing career in Washington, Minnesota and Kansas City, recording a stretch in which he participated in 113 consecutive games. Manuskys earned All-Madden Team honors in 1991 and retired from the NFL in 2000.

A native of Wyoming, Pa., Manuskys attended Dallas (Pa.) H.S. before moving on to Colgate University, where he was a four-year letterman and an All-Colonial League selection. As a senior in 1987, Manuskys was named the Colonial League's Defensive Player of the Year. He graduated with degrees in education and geology.

Manuskys and his wife, Laurie, have two sons, Colton and Jake, and two daughters, Logan and Chandler.



MALCOLM BLACKEN
DIRECTOR OF PLAYER
DEVELOPMENT

20TH NFL SEASON
11TH WITH REDSKINS

Malcolm Blacken enters his fifth season as the Director of Player Development in 2017 after being named to the position by the Redskins on March 13, 2013.

Blacken's hiring served to start his third stint with Washington after having previously served as a strength and con-

ditioning coach for the Redskins on two occasions (1996-2000 and 2010). In his last season in Washington in 2010, Blacken was responsible for assisting with all aspects of the Redskins' strength and conditioning program.

In his current role, Blacken guides development of Redskins players as it pertains to both their personal and professional lives, including exposing the players to financial literacy, community events and more. He was a principal figure in instituting the team's Rookie Community Club, which annually takes the team's rookies and immediately integrates them into the Washington, D.C. area community through a series of service efforts.

From 2011-12, Blacken served as Director of Speed, Strength & Conditioning for the University of Colorado. He worked directly with the football program on a day-to-day basis while overseeing the speed, strength and conditioning needs of all 16 of Colorado's varsity programs.

In between his first two stops in Washington, Blacken spent nine years as the Detroit Lions' strength and conditioning coach from 2001-09. Blacken was an assistant strength coach for the University of Virginia's football program in 1995 and worked with all other sports in the Cavaliers' athletic department as well. For three years (1992-94), Blacken served as the head strength and conditioning coach for George Mason University, where he oversaw the program for all of the university's varsity sports.

Blacken began his coaching career at the University of South Carolina in 1990-91 as the football program's assistant strength and conditioning coach.

Blacken graduated from Virginia Tech in 1989 with bachelor's degrees in art and physical education. He was a Hokies running back from 1984-88 and was a four-time letter winner. While at Virginia Tech, Blacken was a two-time winner of the Super Iron Hokie Award (1987-88), which is given yearly to the football program's strongest player at each position.

Off the field, Blacken is an accomplished artist whose paintings have been displayed across the country. Recently he participated in the 2016 NFLPA Smocks and Jocks art auction in Houston for Super Bowl LI, with proceeds donated to the retired players fund. More about Blacken's art can be accessed by visiting ArtByMalcolm.com.

Blacken currently resides in Ashburn, Va., with his wife, Marcy, and two children, Maya and Bo.



KEVIN CARBERRY
ASST. OFFENSIVE LINE

4TH NFL SEASON
2ND WITH REDSKINS

2001-04	Defensive End	Ohio University
2005	Defensive End	Detroit Lions (P. Squad)
2006	Defensive Lineman	Berlin Thunder (NFL Europe)
	Varsity Assistant	St. Rita H.S. (Ill.)
2007-08	Defensive Lineman	NY Dragons/PHI Soul (AFL)
	Def. Coord./DL/LB Coach	St. Ignatius College Prep (Ill.)
2009-11	Defensive Graduate Asst.	Kansas
2012-13	Defensive Ends Coach	Stephen F. Austin
2014-15	Offensive Assistant	Dallas Cowboys
2016-Pres.	Asst. Offensive Line Coach	Washington Redskins

Kevin Carberry is entering his fourth NFL season and his second with the Redskins after being named the team's assistant offensive line coach on February 17, 2016.

In his first season with the Redskins in 2016, Carberry and Offensive Line Coach Bill Callahan presided over one of the league's top units, producing two Pro Bowlers (tackle

STAFF BIOS

Trent Williams and guard Brandon Scherff) for the Redskins for the first time since 1991 (tackle Jim Lachey and guard Mark Schlereth). The unit helped power the Redskins to the third-ranked offense in the NFL, allowing the team to average more than 400 yards per game for the first time in team history while allowing only 23 sacks and ranking fourth in the NFL in sacks allowed per pass attempt.

Prior to joining the Redskins, Carberry spent the 2014-15 seasons as an offensive assistant for the Dallas Cowboys. During his time in Dallas, he coordinated the daily practice schedule and scripts, assisted with the weekly run game installation and assisted the offensive staff with video analysis of opponent breakdowns and self-scouting. During practices, he coached the offensive scout teams and assisted with the offensive line in 2014 and tight ends in 2015.

Carberry spent the first five seasons of his coaching career at the collegiate level, serving as a defensive graduate assistant at the University of Kansas from 2009-11 and coaching defensive ends at Stephen F. Austin from 2012-13. He helped the defense lead the Southland Conference with 31.0 sacks in his first season in 2012. At Kansas, he worked with the defensive line and outside linebackers, helping the defense place 26th nationally in sacks per game in 2009.

Prior to entering the coaching ranks, Carberry attended training camps of the Cleveland Browns (2005) and Carolina Panthers (2006) and spent the 2005 season on the practice squad of the Detroit Lions. He also played for the Berlin Thunder of NFL Europe in the spring of 2006. From 2007-08, he played in the Arena Football League for the New York Dragons and Philadelphia Soul and was a member of the Soul's 2008 Arena Bowl Championship squad.

Carberry also coached during his playing career, serving as the defensive coordinator/defensive line and inside linebackers coach at St. Ignatius College Prep in Chicago, Ill., during his AFL years in 2007-08. In 2006, he was a varsity assistant for Illinois 7A State Champion St. Rita H.S., his alma mater.

Carberry, a four-year letterman at Ohio University, earned All-MAC honors as senior team captain. He graduated from Ohio in 2005 with a bachelor's degree in marketing and earned his Master's in sports administration in 2010 from Kansas.

Carberry is married to his wife, Emily.



CHAD ENGLEHART

HEAD STRENGTH & CONDITIONING

8TH NFL SEASON
8TH WITH REDSKINS

2006	Head Strength & Conditioning	Univ. of New Orleans
2007	Head Strength & Conditioning	HS2 Ath. Performance (La.)
2008	Strength & Conditioning Dir.	Xcel Sports Performance (La.)
2009	Head Strength & Conditioning	Florida Tuskers (UFL)
2010-16	Asst. Strength & Conditioning	Washington Redskins
2017-Pres.	Head Strength & Conditioning	Washington Redskins

Chad Englehart is entering his eighth season with the Redskins and his first as the team's head strength and conditioning coach in 2017 after being promoted to the role during the 2017 offseason. He initially joined the team as an assistant strength and conditioning coach on February 26, 2010.

Prior to joining the Redskins, Englehart served as the head strength and conditioning coach with the Florida Tuskers of the United Football League in 2009. During that time, he worked with Redskins Head Coach Jay Gruden, who served as the Tuskers' offensive coordinator that season. The Tuskers

finished with a perfect 6-0 regular season record before losing in the UFL's inaugural championship game.

In 2008, Englehart served as director of strength and conditioning at Xcel Sports Performance in Louisiana. Before that, he was head strength and conditioning coach in 2007 at HS2 Athletic Performance in Mandeville, La., and at the University of New Orleans in 2006.

Englehart holds a Master's degree in human movement with a concentration in corrective exercise from A.T. Still University. He also holds a bachelor's degree in kinesiology with a concentration in exercise science from Southeastern Louisiana University. He is a certified strength and conditioning specialist with the National Strength and Condition Association and is a Performance Enhancement Specialist and Corrective Exercise Specialist with the National Academy of Sports Medicine (NASM). Englehart also holds certifications with USA Weightlifting and USA Track and Field, Functional Movement Screen and TRX Suspension Training certifications as well as a Fitness Nutrition Specialist certification from the NASM and a 3DMAPS (3D Movement Analysis and Performance System) certification from Gray Institute.

Englehart and his wife, Lyndsey, have two daughters, Blair and Elise.



TORRIAN GRAY

DEFENSIVE BACKS

6TH NFL SEASON
1ST WITH REDSKINS

1992-96	Defensive Back	Virginia Tech
1997-99	Defensive Back	Minnesota Vikings
2000-01	Defensive Backs Coach	Maine
2002-03	Defensive Backs Coach	Connecticut
2004-05	Asst. Defensive Backs	Chicago Bears
2006-12	Defensive Secondary	Virginia Tech
2013-15	Def. Secondary/Pass. Game Coord.	Virginia Tech
2016	Defensive Backs Coach	Florida
2017-Pres.	Defensive Backs Coach	Washington Redskins

Torrian Gray is entering his sixth NFL season and his third in a coaching capacity after joining the Redskins as the team's defensive backs coach on February 8, 2017.

Gray joined the Redskins with 18 years of coaching experience overseeing defensive backfields. He helped develop a number of NFL defensive backs at the collegiate level, including cornerback Brandon Flowers, safety Kam Chancellor and cornerback Kyle Fuller, among others. He also oversaw the development of two Redskins draft picks, defensive back Kyshoen Jarrett (2015) and cornerback Kendall Fuller (2016).

In 2016, Gray served as the defensive backs coach at the University of Florida. Under Gray's guidance, cornerback Teez Tabor earned first-team All-SEC honors from both the Associated Press and the league's coaches while also garnering second-team All-American honors from numerous outlets. Gray also helped guide defensive back Quincy Wilson to second-team All-SEC honors.

Prior to his time at Florida, Gray spent 10 seasons coaching defensive backs at his alma mater, Virginia Tech. In his 10 seasons in Blacksburg, his unit allowed just 185.0 passing yards per game and a 106.5 opponent passer rating – both ranked second in the nation over that span. Opposing quarterbacks completed just 50.4 percent of their passes in those 10 seasons, the lowest percentage against any defense in the nation.

During Gray's tenure, a total of 11 Hokie defensive backs

STAFF BIOS

were selected in the NFL Draft, including Aaron Rouse (2007, Round 3), Brandon Flowers (2008, Round 2), Victor "Macho" Harris (2009, Round 5), Cody Grimm (2010, Round 7), Kam Chancellor (2010, Round 5), Roc Carmichael (2011, Round 4), Jayron Hosley (2012, Round 3), Antone Exum (2014, Round 6), Kyle Fuller (2014, Round 1), Kyshoen Jarrett (2015, Round 6) and Kendall Fuller (2016, Round 3).

Before returning to Virginia Tech, Gray spent two seasons in the NFL as assistant defensive backs coach for the Chicago Bears from 2004-05. In 2005, Gray's unit helped the Bears rank fifth in the NFL in passing defense and finished tied for second in interceptions (24) as defensive backs Nathan Vasher and Mike Brown both earned Pro Bowl selections.

Gray began his coaching career at the University of Maine, serving as defensive backs coach for two seasons from 2000-01. He then spent the 2002-03 seasons as defensive backs coach at the University of Connecticut. During his time with the Huskies, he coached cornerback Justin Perkins, helping him to two all-conference selections and 12 career interceptions.

Following a standout career at Kathleen H.S. in Lakeland, Fla., Gray played collegiately at Virginia Tech and became a three-time all-conference selection. He helped lead the Hokies to a pair of conference titles and was drafted by the Minnesota Vikings in the second round (49th overall) of the 1997 NFL Draft. He spent three seasons with the Vikings before retiring with a career-ending knee injury in the spring of 2000.

A native of Lakeland, Fla., Gray was born March 18, 1974. He has two daughters, Tori and Lexi.



CHAD GRIMM

OUTSIDE LINEBACKERS

9TH NFL SEASON
3RD WITH REDSKINS

2003-06	Linebacker	Virginia Tech
2009-12	Offensive Quality Control	Arizona Cardinals
2013-14	Defensive Quality Control	San Diego Chargers
2015-16	Defensive Quality Control	Washington Redskins
2017-Pres.	Outside Linebackers Coach	Washington Redskins

Chad Grimm enters his third season with the Redskins and his first as the team's outside linebackers coach in 2017 after initially joining the team in a defensive quality control role on January 29, 2015.

Grimm spent his first two seasons in Washington serving in a defensive quality control capacity while also assisting the team's outside linebackers. In 2015, Grimm helped Preston Smith lead all NFL rookies with 8.0 sacks, and a year later, Grimm and Greg Manusky helped Ryan Kerrigan and Trent Murphy become the first pair to record at least nine sacks each in a single season for the Redskins since Andre Carter and Brian Orakpo in 2009.

Prior to joining the Redskins, Grimm spent two years in the same capacity with the San Diego Chargers. Grimm spent his first four NFL seasons with the Arizona Cardinals after entering the league in 2009 as an offensive quality control coach.

Grimm comes from a football pedigree. He is the son of Russ Grimm, a Pro Football Hall of Famer and three-time Super Bowl champion who stands as one of the most decorated players in Redskins history. Russ – a founding member of the franchise's famed "Hogs" – played 11 seasons in Washington from 1981-91 and served in various assistant roles for the team from 1992-2000. His brother, Cody, played at

Virginia Tech, was a seventh-round draft pick by Tampa Bay in 2010 and played safety for the Buccaneers from 2010-12.

Grimm played collegiately as a linebacker and special teamer at Virginia Tech from 2003-06. The Fairfax native played both football and lacrosse at Dakton H.S. in Vienna, Va., helping the school reach the state finals in both sports for the first time in school history.



DEUCE GRUDEN

ASST. STRENGTH & CONDITIONING

2ND NFL SEASON
2ND WITH REDSKINS

2012-15	Tailback	Lafayette
2016	Strength & Conditioning Intern	Washington Redskins
2017-Pres.	Asst. Strength & Conditioning	Washington Redskins

Deuce Gruden is in his second season with the Washington Redskins' strength and conditioning staff in 2017.

Gruden initially joined the Redskins as a strength and conditioning intern during the 2016 season, a year in which the Redskins strength staff helped produce five Pro Bowlers. The team hired Gruden as a full-time strength and conditioning coach during the 2017 offseason.

Gruden is a Certified Strength and Conditioning Specialist. He is also a competitive powerlifter and won gold at the International Powerlifting Federation's World Classic Powerlifting Championships in Belarus in 2017.

Gruden attended Lafayette, where he majored in biology and served as a tailback for the Leopards from 2012-15. His full name is Jon David Gruden II, and he is the son of former NFL head coach and current ESPN Monday Night Football analyst Jon Gruden, as well as the nephew of Redskins head coach Jay Gruden.



IKE HILLIARD

WIDE RECEIVERS

19TH NFL SEASON
5TH WITH REDSKINS

1994-96	Wide Receiver	Florida
1997-2004	Wide Receiver	New York Giants
2005-08	Wide Receiver	Tampa Bay Buccaneers
2009	Volunteer Coach	Florida Tuskers (UFL)
2010	Wide Receivers Coach	Florida Tuskers (UFL)
2011	Asst. Wide Receivers Coach	Miami Dolphins
2012	Wide Receivers Coach	Washington Redskins
2013	Wide Receivers Coach	Buffalo Bills
2014-Pres.	Wide Receivers Coach	Washington Redskins

Ike Hilliard is entering his fifth season as the Redskins' wide receivers coach in 2017 after returning for his second stint with the team on January 20, 2014.

Hilliard's group played a major role in the Redskins' record-setting offense in 2016, a unit that set single-season team records in yards per game (403.4), yards per play (6.40), net passing yards (4,758), completions (407), passing first downs (226) and 500-yard games (three). Veteran wideouts Pierre Garçon (1,041) and DeSean Jackson (1,005) both eclipsed the 1,000-yard mark on the season, representing the first time the Redskins featured multiple

STAFF BIOS

1,000-yard receivers since 1999 (Albert Connell and Michael Westbrook). Meanwhile, second-year slot receiver Jamison Crowder took another step as one of the league's most underrated threats, leading the Redskins with seven touchdown receptions while contributing 847 receiving yards on 67 receptions.

During the Redskins' NFC East championship season in 2015, Hilliard coached a group that prominently featured two prolific veterans (Garçon and Jackson) and two young players in their first or second NFL seasons (Crowder and Ryan Grant, respectively). Garçon posted 72 receptions, the second-highest total of his career, while Jackson recorded 528 receiving yards and four touchdowns despite being limited by injury to nine games. Hilliard's guidance also helped Crowder to a Redskins-rookie-record 59 receptions in 2015.

In his return to Washington in 2014, Hilliard oversaw the incorporation of Jackson into the team's offense after joining the team as a free agent. Jackson led the Redskins with 1,169 receiving yards on 56 receptions, becoming the fifth member of the Redskins to post 1,000 receiving yards in his first season in Washington (Bobby Mitchell in 1962, Henry Ellard in 1994, Laveranues Coles in 2003 and Santana Moss in 2005). Jackson averaged an NFL-best 20.9 yards per reception and was the first member of the Redskins to finish a season as the NFL leader in yards per reception since Henry Ellard (19.5 in 1996).

Hilliard served as wide receivers coach for the Buffalo Bills in 2013, helping mold a young group that included rookie second-round pick Robert Woods (40 receptions for 587 yards with three touchdowns) and rookie third-round pick Marquise Goodwin (17 receptions for 283 yards with three touchdowns).

In his first stint with the Redskins in 2012, Hilliard guided the team's receivers to the franchise's first division title since 1999. He incorporated free agents Pierre Garçon and Joshua Morgan into the offense, helping Garçon lead the team in receiving yards (633 in only 10 games) and helping Morgan lead the Redskins in receptions (48). Hilliard also oversaw the resurgence of veteran slot receiver Santana Moss, who caught 41 passes for 573 yards and eight touchdowns, his most since recording nine receiving touchdowns in his first season in Washington in 2005. The group's toughness on the perimeter also helped the offense rush for a league-best 2,709 yards, a franchise record.

In 2011, Hilliard served as the assistant wide receivers coach for the Miami Dolphins. He helped in the development of wide receiver Brandon Marshall, who was selected for his third Pro Bowl and first as a member of the Dolphins. Additionally, Marshall finished third in the AFC in receiving yards with 1,214 and recorded his fifth-consecutive 1,000-plus yard season.

Prior to joining the Dolphins, Hilliard spent two seasons coaching for the Florida Tuskers of the United Football League. Hilliard worked as a volunteer coach with the Tuskers in 2009 and was elevated to the position of Receivers Coach for 2010 under current Redskins Head Coach Jay Gruden.

As a player, Hilliard was a first-round selection in the 1997 NFL Draft (No. 7 overall). He played 12 seasons, eight with the New York Giants (1997-2004) and four with the Tampa Bay Buccaneers (2005-08). In 161 career games (106 starts), Hilliard caught 546 passes for 6,397 yards and 35 touchdowns.

Hilliard played collegiately at the University of Florida from 1994-96, catching 126 passes for 2,214 yards and 26 touchdowns. He earned first-team All-SEC and All-American honors as a junior. In the final game that season, he recorded seven catches for 150 yards and three touchdowns to help lead the Gators to a 52-20 Sugar Bowl win to secure the school's first national championship.

Hilliard is a native of Patterson, La.



RANDY JORDAN
RUNNING BACKS

14TH NFL SEASON
4TH WITH REDSKINS

1989-92	Running Back	North Carolina
1993	Running Back	Los Angeles Raiders
1995-97	Running Back	Jacksonville Jaguars
1998-2002	Running Back	Oakland Raiders
2003	Special Teams Assistant	Oakland Raiders
2004-07	Running Backs Coach	Nebraska
2008-11	Running Backs Coach	Texas A&M
2012-13	Running Backs Coach	North Carolina
2014-Pres.	Running Backs Coach	Washington Redskins

Randy Jordan enters his fourth season as the Redskins' running back coach in 2017 after initially being named to the position on January 26, 2014.

A nine-year NFL veteran as a player from 1993-2002, Jordan appeared in 122 career games with the Raiders and Jaguars. He was the recipient of the NFL Unsung Hero Award and the Ed Block Courage Award in 2001 and served as special teams captain for the Raiders' AFC Championship team in 2002.

Jordan's hard-nosed approach to the position was evident in the team's running backs in 2016, a year in which the Redskins gained 1,058 of their rushing yards after contact, second-most in the NFL. Jordan oversaw the development of rookie free agent Rob Kelley, who ascended to the starting role mid-year and finished the season as the team's leader in rushing attempts (168), rushing yards (704) and rushing touchdowns (six). Jordan also helped Chris Thompson finish the season with career highs in rushing yards (356), carries (68), receiving yards (349), receptions (49) and total touchdowns (five). Thompson became the first member of the Redskins to record at least 325 rushing yards and 325 receiving yards in a single season since Roy Helu Jr. in 2011, all while serving as a critical component in pass protection to the team's record-setting aerial attack despite standing 5-foot-8 and 195 pounds.

In 2015, Jordan oversaw a rotating stable of backs that included workhorse Alfred Morris (202 carries for 751 yards with one touchdown), third-round pick Matt Jones (144 carries for 490 yards with three touchdowns) and third-down back Chris Thompson (gained 6.2 yards per carry on 35 attempts). The group also contributed heavily in pass protection, helping the Redskins decrease their sack total from 58 in 2014 to 27 in 2015.

In his first season in Washington in 2014, Jordan helped Morris earn his second consecutive Pro Bowl berth, making Morris the first Redskins running back selected to consecutive Pro Bowls since Stephen Davis in 1999-2000. Morris joined Davis as the only backs in team history to record three consecutive 1,000-yard rushing seasons. Jordan's work was also evident in the play of fullback Darrel Young, who matched his career highs in rushing touchdowns (three) and receiving touchdowns (two) en route to a career-high five total touchdowns in 2014.

Before joining the Redskins, Jordan spent two years as the running backs coach at the University of North Carolina. In his first season with UNC in 2012, Jordan's Tar Heels averaged 193.8 rushing yards per game, third-most in the Atlantic Coast Conference and the program's highest average since 1994. That season, he tutored tailback Giovanni Bernard – who played for current Redskins Head Coach Jay Gruden

STAFF BIOS

in Cincinnati in 2013 – to one of the best seasons in UNC history, helping Bernard average 122.8 rushing yards per game, most in the ACC and 11th in the nation.

Jordan was part of an offensive staff that helped Carolina set more than 35 school records, including total points, points per game and total offense.

Jordan coached running backs at Texas A&M for four seasons from 2008-11. In 2011, the Aggies averaged 199.1 rushing yards per game, fourth-most in the Big 12 Conference, and had two different backs – Cyrus Gray and Christine Michael – finish among the top five in the conference in rushing yards per game. Under Jordan's tutelage, Gray was a three-time All-Big 12 performer and exited ranked third in conference history in all-purpose yards.

Jordan left for AggieLand from the University of Nebraska where he served as the running backs coach for the Cornhuskers from 2004-07. Jordan helped shape the I-back position, coaching two 1,000-yard rushers in Cody Ross in 2004 and Marlon Lucky in 2007. He oversaw a committee of backs in 2006 that produced nearly 2,400 rushing yards and 26 rushing touchdowns, as an improved effort on the ground helped NU move from 107th in 2005 to 23rd nationally in rushing offense in 2006.

Jordan began his coaching career with the Oakland Raiders as a special teams assistant midway through the 2003 season. He played nine years in the NFL as a running back, playing in 122 career games from 1993 through 2002. He began his career with the Los Angeles Raiders before joining the expansion Jacksonville Jaguars in 1995 and playing three seasons. Jordan holds the distinction of scoring the very first touchdown for the Jacksonville club, a 71-yard reception against Cincinnati in 1995.

After the 1997 season, Jordan rejoined the Raiders' organization where he played five more seasons. In 1998, Jordan rushed for 159 yards for the Raiders. He had a career-high 213 yards rushing and three touchdowns in helping the Raiders reach the AFC Championship Game in 2000. He also caught 27 passes for 299 yards and a touchdown that same season.

Jordan finished his career with 574 yards rushing and seven touchdowns, while making 58 catches for 596 yards and two touchdowns. Jordan was also a standout special teams player. He finished his career with 801 yards on 38 career kick returns, including a season best of 553 yards on 26 returns for Jacksonville in 1996. He also recorded 64 career tackles on special teams.

Jordan played for the University of North Carolina under coach Mack Brown from 1989-92. He earned three letters for the Tar Heels rushing for 1,134 yards and nine touchdowns in his career, including 618 yards and seven touchdowns in 1991.

Jordan earned his bachelor's degree in speech communication from North Carolina in 1993. He was born in Manson, N.C. Jordan and his wife, Romonda, have a daughter, Raven – a volleyball player at the University at Buffalo – and two sons, Jalen and Justin.



PAUL KELLY
DIRECTOR OF FOOTBALL
OPERATIONS

19TH NFL SEASON
8TH WITH REDSKINS

Paul Kelly enters his 19th NFL season and his eighth as the Redskins' Director of Football Operations in 2017. Kelly, who was named to the post on February 16, 2010, works directly with Head Coach Jay Gruden and is responsible for

coordinating the team's daily operations, including all travel and accommodations for home and away games, managing all football department budgets, coordinating training camp logistics and managing the year-round football schedule.

Additionally, Kelly serves as the coaching staff's liaison on all matters relating to the athletic training, equipment, video and the public relations departments, serving as the point of communication in administering every Redskins practice and team function, including all mini-camps, OTA days and training camp.

Kelly previously spent five seasons with the Tampa Bay Buccaneers (2004-08) and six seasons with the Oakland Raiders (1998-2003). He spent the 2009 season assisting the broadcast team of ESPN's Monday Night Football.

In his five seasons with the Buccaneers, Kelly worked directly with Head Coach Jon Gruden in organizing football operations for the club and directed many of the day-to-day operations of the team. During Kelly's five seasons as a member of the Buccaneers' staff, the Buccaneers captured NFC South titles in 2005 and 2007.

Kelly spent six seasons (1998-2003) as an assistant on the Oakland Raiders coaching staff, which included three consecutive Division Championships (2000, 2001 & 2002). In 2002, he helped Head Coach Bill Callahan guide Oakland to its first Super Bowl appearance in 19 years as the Raiders represented the AFC in Super Bowl XXXVII.

Kelly graduated with a bachelor's degree in business administration with an emphasis in new ventures and small business management from California State University Hayward in 1990. Prior to joining the Raiders, he owned and managed his own San Francisco Bay Area-based business-es.

Kelly and his wife, Catherine, have three children. His oldest son, Colin, is a lieutenant in the United States Army. His daughter, Lauren, is a student and women's soccer player at William & Mary. His youngest son, Hunter, is a student at George Mason and a batboy for the Washington Nationals.



KAVAN LATHAM
ASST. STRENGTH &
CONDITIONING

5TH NFL SEASON
2ND WITH REDSKINS

2007-10	Defensive Tackle	College of New Jersey
2011-12	Assistant Coach	College of New Jersey
2011	Strength & Conditioning Intern	Rutgers
2012	Strength & Conditioning Intern	St. Joseph's
2012	Strength & Conditioning Intern	Temple
2013	Strength & Conditioning Intern	Washington Redskins
2014	Strength & Conditioning Intern	New York Jets
2015-16	Asst. Strength & Conditioning	New York Jets
2017-Pres.	Asst. Strength & Conditioning	Washington Redskins

Kavan Latham returned to the Redskins as an assistant strength and conditioning coach on January 23, 2017, after previously serving as a strength and conditioning intern for the team in 2013.

Before returning to Washington, Latham spent three seasons with the New York Jets, first serving as a strength and conditioning intern in 2014. He was then hired as an assistant strength and conditioning coach during Todd Bowles' first season in New York, a 10-6 campaign in 2015.

Latham is a Certified Strength & Conditioning Specialist (CSCS) and USA Weightlifting Level 1 Sports Performance Coach (USAW). He also holds Precision Nutrition Level 1 (Pn1) and Fascial Stretch Therapy Level 1 (FST1) certifications.

STAFF BIOS

Prior to entering the NFL, Latham completed strength and conditioning internships at Rutgers (2011), St. Joseph's (2012) and Temple (2012). In addition, he contributed as an assistant coach at his alma mater, The College of New Jersey, during those two years.

In addition to playing four years as a defensive tackle at The College of New Jersey from 2007-10, Latham also competed in the discus, hammer throw and shot put during his college career. He earned his bachelor's degree in health and exercise science.

He is currently engaged to his fiancée, Sara.



CANNON MATTHEWS

DEFENSIVE QUALITY CONTROL

9TH NFL SEASON
1ST WITH REDSKINS

2008	Personnel Intern	Arizona Rattlers (AFL)
2008-09	Def./ST Coaching Assistant	Buffalo Bills
2010-11	Offensive Coaching Assistant	Buffalo Bills
2012	Running Backs Coach	Kentucky Christian
2013	Defensive Coaching Intern	Cleveland Browns
2014-15	Defensive Quality Control	Tennessee Titans
2016	Asst. Defensive Backs Coach	Cleveland Browns
2017-Pres.	Defensive Quality Control	Washington Redskins

Cannon Matthews enters his ninth NFL season and his first with the Redskins after being named as defensive quality control on February 13, 2017.

Matthews joined the Redskins in 2017 with eight years of previous NFL coaching experience. Before coming to Washington, he served as the assistant defensive backs coach for the Cleveland Browns in 2016, helping guide a unit that recorded all 10 of the team's interceptions that season. The stint was his second with the Browns, including a defensive coaching internship during the 2013 season in which Cleveland jumped from 23rd to ninth in the NFL in total defense.

From 2014-15, Matthews held the defensive quality control role for the Tennessee Titans, assisting with the team's linebackers. In his first season with the Titans in 2014, the team recorded at least one sack by 18 different players, a team record and the most in the NFL. A year later, the Titans finished sixth in the NFL in sacks per pass play, seventh in passing yards allowed and eighth in opponent rushing average.

Matthews spent one season as the running backs coach at Kentucky Christian University in 2012, helping the Knights to a 7-4 record and top-25 ranking during the first winning season in school history.

Prior to his time at the collegiate level, Matthews spent four years with the Buffalo Bills. He served as a defensive and special teams coaching assistant from 2008-09 before transitioning to the offensive side of the ball for the 2010-11 seasons. He entered pro football as a personnel intern with the Arena Football League's Arizona Rattlers in 2008.

A native of Bedford Heights, Ohio, Matthews earned a degree in sport management from Ohio University.



BRET MUNSEY

ASST. SPECIAL TEAMS

5TH NFL SEASON
4TH WITH REDSKINS

1991-95	Receiver/Defensive Back	Orlando Predators (AFL)
2000	Defensive Coordinator	Augusta Stallions (af2)
2001	Head Coach	Tenn. Valley Vipers (af2)
2002	Defensive Coordinator	Carolina Cobras (AFL)
2003-05	Personnel Dir./Secondary	Orlando Predators (AFL)
2006-08	Head Coach	Philadelphia Soul (AFL)
2009-10	Director of Personnel	Florida Tuskers (UFL)
2011-12	Director of Personnel	Virginia Destroyers (UFL)
2012	Head Coach	Orlando Predators (AFL)
2013	National Scout	Philadelphia Eagles
2014-16	Asst. ST/Special Projects	Washington Redskins
2017-Pres.	Asst. Special Teams Coach	Washington Redskins

Bret Munsey enters his fourth season with the Redskins in 2017 after initially joining the team during the 2014 off-season.

Along with Special Teams Coordinator Ben Kotwica, Munsey helped a number of Redskins special teams turn in notable performances in 2016. With 34 field goals on the year, kicker Dustin Hopkins broke Mark Moseley's team record of 33 field goals set in 1983. Meanwhile, returner Jamison Crowder ended the team's 124-game drought without a punt return for touchdown in Week 5 at Baltimore, returning a punt 85 yards for a touchdown in an eventual six-point win. The Redskins finished the season with an 11.9-yard punt return average, fourth-best in the NFL, marking the Redskins' first finish in the Top 5 in punt return average since leading the league in the category in 1995.

Munsey contributed to the Redskins' special teams success in 2015 despite the unit having to use 60 different players (tied for seventh-most in the NFL) during its NFC East championship season. The unit posted a Top 5 ranking in kickoff coverage (20.1 yards allowed per return) and contributed three special teams touchdowns, including a team-record-tying two kickoff returns for touchdowns and a blocked punt recovery for a touchdown.

Prior to joining the Redskins, Munsey served as a national scout for the Philadelphia Eagles during the 2013 season. He spent the 2012 season as the head coach of the Orlando Predators of the Arena Football League. Prior to his stint in Orlando, he served two seasons as the director of player personnel for the Florida Tuskers of the UFL (2009-10), working with current Redskins head coach Jay Gruden. In 2011, the team moved to Virginia Beach, and as Director of Personnel, Munsey helped guide the Virginia Destroyers to the 2011 UFL Championship.

From 2006-08, Munsey served as head coach of the AFL's Philadelphia Soul. Munsey finished with a 35-20 overall record, including a 16-3 record and Arena Bowl title in 2008. In his first season with the Soul, Munsey led the team to their first postseason appearance in franchise history, finishing with a 9-7 record.

From 2003-05, Munsey served as the secondary coach and director of player personnel for the Predators in his first stint in Orlando, working alongside Gruden, who was the team's head coach at the time. In 2002, Munsey was the head coach of the Tennessee Valley Vipers in the af2 league, where he was named the league's coach of the year. He spent one season with the Carolina Cobras of the AFL in 2001, after beginning his coaching career in 2000 as the defensive coordinator of the Augusta Stallions of af2.

STAFF BIOS

A native of Winter Park, Fla., Munsey was a three-sport star at Winter Park H.S. He played collegiately at Concord University (W.Va.) and played professionally for the Predators from 1991-95.



KEVIN O'CONNELL
QUARTERBACKS

8TH NFL SEASON
1ST WITH REDSKINS

2004-07	Quarterback	San Diego State
2008	Quarterback	New England Patriots
2009	Quarterback	New England Patriots
		Detroit Lions
		New York Jets
2010	Quarterback	New York Jets
2011	Quarterback	New York Jets
		Miami Dolphins
2012	Quarterback	San Diego Chargers
2015	Quarterbacks Coach	Cleveland Browns
2016	Special Projects	San Francisco 49ers
2017-Pres.	Quarterbacks Coach	Washington Redskins

Kevin O'Connell enters his first season as the Redskins' quarterbacks coach in 2017 after being named to the position on January 23, 2017.

O'Connell joined the Redskins after spending the 2016 season overseeing special projects for the San Francisco 49ers. A year earlier in 2015, O'Connell served as quarterbacks coach for the Cleveland Browns. There he worked with Josh McCown, who became the first player in Browns franchise history to throw for 300-or-more yards in three consecutive games, as he eclipsed the mark in each game from Week 3 to Week 5 that season. Under O'Connell, McCown also set a career high and Browns single-game record with 457 passing yards at Baltimore.

Originally a third-round pick (94th overall) by the New England Patriots in the 2008 NFL Draft, O'Connell spent time with the Patriots, Lions, Jets, Dolphins and Chargers during his five-year playing career (2008-12).

A four-year team captain at San Diego State (2004-07), O'Connell appeared in 40 games and finished his collegiate career ranked third in school history in completions (664), fourth in passing yards (7,689) and fifth in passing touchdowns (46). He also finished his career holding school records for career rushing yards by a quarterback (1,312), career rushing touchdowns by a quarterback (19) and single-season rushing touchdowns by a quarterback (11). In 2007, O'Connell became the first player in San Diego State history to lead the team in both passing (3,063) and rushing yards (408) in the same season. He earned his bachelor's degree in political science in 2007.

Born in Knoxville, Tenn., O'Connell attended La Costa Canyon H.S. in Carlsbad, Calif. He and his wife, Leah, have a son, Kaden, and a daughter, Quinn.



CHRIS O'HARA
OFFENSIVE QUALITY CONTROL

4TH NFL SEASON
1ST WITH REDSKINS

2009-10	Student Assistant	Temple
2011-12	Student Assistant	Miami (Fla.)
2013	Graduate Assistant	Miami (Fla.)
2014-16	Offensive Coaching Associate	Jacksonville Jaguars
2017-Pres.	Offensive Quality Control	Washington Redskins

Chris O'Hara enters his fourth NFL season and his first with the Redskins after formally joining the Redskins in an offensive quality control role on March 15, 2017.

O'Hara joined the Redskins after having spent the previous three seasons as an offensive coaching associate with the Jacksonville Jaguars. In 2015, the Jaguars' offense accounted for 35 touchdown passes, shattering the previous team record of 28 set in 2007.

Before entering the NFL ranks, O'Hara spent three seasons coaching on the defensive side of the ball at the University of Miami from 2011-13, including one season as a graduate assistant and two as a student assistant. In his final season with the Hurricanes, O'Hara and the Miami defense ranked third in the ACC with 27 takeaways and helped propel linebacker Denzel Perryman to first-team all-conference honors.

Prior to working at Miami, O'Hara spent two seasons at Temple University, serving as a student assistant with the school's football team.

A native of Swoyersville, Pa., O'Hara graduated from Miami in December 2012 with a degree in sports administration.



KIRK OLIVADOTTI
INSIDE LINEBACKERS

15TH NFL SEASON
15TH WITH REDSKINS

1993-96	Wide Receiver	Purdue
1997	WR/TE Coach	Maine Maritime
1998-99	Assistant Coach	Indiana State
2000-03	Def. Quality Control/DB Asst.	Washington Redskins
2004-05	Def. Quality Control/ST Asst.	Washington Redskins
2006	Def. Line Assistant/ST Asst.	Washington Redskins
2007-09	Linebackers Coach	Washington Redskins
2010	Defensive Assistant	Washington Redskins
2011-13	Inside Linebackers Coach	Georgia
2014-Pres.	Inside Linebackers Coach	Washington Redskins

Kirk Olivadotti enters his 15th NFL season - all with the Redskins - in 2017 after returning for his second stint with the team on January 16, 2014.

Olivadotti returned to the Redskins - with whom he spent 11 NFL seasons in various capacities from 2000-10 - in 2014 after three years coaching inside linebackers at the University of Georgia from 2011-13. Olivadotti is one of 11 members of the Redskins' assistant coach honor roll, which recognizes coaches with at least 10 seasons of service as an assistant in Washington.

Olivadotti's linebackers contributed heavily to the team's

986 total tackles in 2016, third-most in the NFL. He helped further develop fourth-year pro Will Compton, who completed his journey from practice squad player (2013) to special teamer (2014) to spot starter (2015) to defensive captain (2016). He also created an effective platoon at the opposite linebacker spot, helping Mason Foster to a team-high 123 tackles (88 solo) on primarily early downs while integrating hybrid rookie weapon Su'a Cravens in that role in passing situations. Olivadotti's teaching helped Cravens become the second-youngest player to play in a season opener for the Redskins (21 years and 67 days old).

In 2015, Olivadotti successfully coached a unit that helped guide the Redskins to a 9-7 record and an NFC East championship despite featuring a rotating cast of players as the result of injuries. The Redskins began the year with Keenan Robinson and Perry Riley, Jr. patrolling the inside linebacker positions, with the duo recording an interception off of former Super Bowl MVPs Tom Brady and Eli Manning, respectively. Olivadotti groomed and developed Compton into a reliable starter during the team's season-ending four-game winning streak and effectively integrated Foster, a midseason acquisition, into the spot opposite Compton.

In his first season back in Washington in 2014, Olivadotti's tutelage helped Robinson blossom in his first season as a starter. Despite missing three games, Robinson led the Redskins with 108 total tackles, including a 14-tackle performance in a win vs. Tennessee in which Robinson earned NFC Defensive Player of the Week honors.

At Georgia, Olivadotti coached a linebacker corps that produced NFL draft picks Jarvis Jones and Alec Ogletree. The Bulldogs averaged 10 wins a season in Olivadotti's three years, including ending the 2012 season with a 12-2 record and a No. 5 national ranking.

During Olivadotti's initial 11-season stint with the Redskins, Washington finished in the top 10 in the NFL in overall defense on eight occasions. The Redskins allowed an average of 313.1 yards per game in Olivadotti's 11 years on staff, fourth-fewest in the NFC and seventh-fewest in the NFL in that time frame.

In 2009, he tutored a pair of linebackers to their first Pro Bowl: London Fletcher, who earned his initial trip in his 12th season, and Brian Drakpo, who was one of four NFL rookies selected. Fletcher led the Redskins in tackles with 172 and added two sacks, one interception and 10 passes defended. He eclipsed the 100-tackle mark for the 11th consecutive season.

Drakpo became the first Redskins defensive rookie to make the Pro Bowl since the 1970 merger. He is only the second Redskins rookie to be chosen, joining kick returner Tony Green (1978). Drakpo finished with 60 tackles, including three for loss, 11 sacks for 76 yards lost, one forced fumble and two passes defended. He led all rookies in sacks and tied for most among NFC linebackers with Dallas' DeMarcus Ware. Drakpo's 11 sacks finished tied for seventh in the NFL and fourth in the NFC, and set the franchise rookie record, surpassing the previous mark of six by Dean Hamel (1985) and Andre Collins (1990).

In 2008, Olivadotti's linebackers played a pivotal role in Washington ranking fourth overall in yards allowed per game (288.8), sixth in points allowed per game (18.5) and eighth in rushing yards allowed per game (95.4 yards).

The previous year, in Olivadotti's first season as linebackers coach, Washington finished eighth in the NFL in overall defense (305.3 yards per game) and fourth in the league in rush defense (91.3 yards per game). The tandem of Fletcher (156 tackles) and Rocky McIntosh (105 tackles) finished as the team's top tacklers.

Throughout his NFL coaching career, Olivadotti has worked with some of the best defensive minds in the NFL, including Ray Rhodes, Marvin Lewis, Gregg Williams, Greg Blache and Jim Haslett. Olivadotti began his NFL coaching

career with the Redskins in 2000 as a defensive quality control coach. He served in that role for four seasons and also helped coach the defensive backs.

He continued as quality control coach in 2004, but also took on a role assisting the Redskins' special teams units. In 2006, Olivadotti's role expanded to working with the Redskins' defensive line.

Olivadotti began his coaching career on the college level, working with wide receivers and tight ends at Maine Maritime for one season (1997). He moved to Indiana State as an assistant coach for two years (1998-99) before making the transition to Washington and the NFL.

Olivadotti was a four-year letter winner as a wide receiver at Purdue from 1993-96. He earned his bachelor's degree in education and his master's degree in education administration, both from Purdue. He is the son of Tom Olivadotti, a long-time defensive coach in the NFL with the Browns, Dolphins, Vikings, Giants and Texans. Kirk and his wife, Keely, have a daughter, Kasyn, and a son, Kruz.



WES PHILLIPS
TIGHT ENDS

11TH NFL SEASON
4TH WITH REDSKINS

1997-2001	Quarterback	UTEP
2002-03	Quarterback	San Diego Riptide (af2)
2003	Student Assistant	UTEP
2004-05	Quarterbacks Coach	West Texas A&M
2006	Quarterbacks Coach	Baylor
2007-10	Quality Control/Off. Asst.	Dallas Cowboys
2011-12	Asst. Offensive Line Coach	Dallas Cowboys
2013	Tight Ends Coach	Dallas Cowboys
2014-Pres.	Tight Ends Coach	Washington Redskins

Wes Phillips enters his fourth season as the Redskins' tight ends coach in 2017 after initially being named to the position on January 17, 2014.

In 2016, Phillips oversaw one of the league's most productive duos, further developing one of the game's emerging threats while integrating one of its most productive veterans. Fourth-year pro Jordan Reed earned his first Pro Bowl nod in 2016 after catching 66 passes for 686 yards with six receiving touchdowns in only 12 games with eight starts. During the year, Reed became the fastest tight end in NFL history to reach 200 career receptions, reaching the milestone in 38 career games and surpassing the mark set by Pro Football Hall of Famer Kellen Winslow (39 career games). Phillips also helped guide veteran free agent addition Vernon Davis to a 44-catch, 583-yard campaign, as Washington finished the year as one of only two teams to have multiple tight ends record at least 40 receptions during the season (Houston).

Phillips presided over arguably the most prolific season by a tight end in Redskins history in 2015, as Reed shattered team records for receptions (87) and receiving yards (952) by a tight end. Including a 24-yard touchdown reception in the NFC Wild Card Round vs. Green Bay, Reed tied a team record for combined regular season and postseason receiving touchdowns (12) in a single year. Reed's breakout campaign was supplemented by a rotating cast of tight ends, as Phillips effectively integrated preseason trade acquisition Derek Carrier, midseason signings Anthony McCoy and Alex Smith, waiver addition Marcel Jensen, first-year player Je'Ron Hamm and eligible-tackle Tom Compton after the unit lost two presumptive contributors (Niles Paul and Logan Paulsen) to injury in the preseason.

In his first season in Washington in 2014, Phillips guided

STAFF BIOS

Paul to a breakout campaign, as the special teams stand-out shattered career highs in receptions (39) and receiving yards (507) after entering the season with 14 career catches and 228 career receiving yards to his credit in his first three years in the league. Phillips also oversaw the development of Reed, who finished third on the team with a then-career-high 50 receptions in his sophomore campaign.

Prior to joining the Redskins, Phillips spent seven seasons in various capacities with the Dallas Cowboys. He joined Dallas in 2007 as the club's quality control/offensive assistant coach before relinquishing his role as a quality control coach in 2011 to become the club's assistant offensive line coach in addition to continuing to assist special teams. In 2013, Phillips was named the tight ends coach, helping Jason Witten post the second-most touchdowns in a season in his career (eight).

In 2012, Phillips assisted with an offensive line that helped the Cowboys finish with 5,994 net yards, the third-most in a season in franchise history, and set a single-season club record with 4,729 passing yards despite having Phil Costa, the team's starting center, for only three games. In 2011, the unit integrated new starters at four of the five positions, helping Tony Romo post his third career 4,000-yard season while rookie running back DeMarco Murray established a single-game team rushing record with a 253-yard performance against St. Louis.

In Phillips' four seasons as Dallas' quality control/offensive assistant coach from 2007-10, the Cowboys' offense posted total yardage numbers ranking in the Top 10 in team history three times, including setting single-season club records in 2010 that included 6,390 yards of total offense – marking the first time a Cowboys team topped 6,000 yards in a season in team history – and 4,287 passing yards. The offense as a whole finished second in the league in total offense, averaging 399.4 yards per game.

Before landing in Dallas, Phillips coached quarterbacks at Baylor in 2006. His work with quarterback Shawn Bell paid dividends as Bell established school single-season records despite missing the final three games with a knee injury.

Prior to his one-year stint at Baylor, Phillips spent two seasons as the quarterbacks coach at West Texas A&M University. The Buffaloes celebrated their most successful season in almost 55 years in 2005, finishing 10-2 to post their first winning season since 1998 and the program's first 10-win season since 1950.

WTAMU won the Lone Star Conference with an 8-1 record, its first league title since 1986 and advanced to the quarter-finals of the NCAA D-II Playoffs for the first time in school history. The school led the 2005 Division II ranks in passing offense, racking up 363.8 yards per game. He tutored quarterback Dalton Bell, a finalist for the Harlon Hill Trophy, which goes to the top Division II player.

Prior to joining the WTAMU staff, Phillips spent one season as a student assistant coach at his alma mater, UTEP, and played two seasons at quarterback for the San Diego Riptide of the af2.

A three-year letter winner at UTEP (1999-2001), Phillips was a member of the 2000 Miners team that shared the WAC title, posted the school's highest win total in more than a decade and played in the Humanitarian Bowl. Phillips left the collegiate ranks among the school's single-season leaders in both pass efficiency (ninth – 120.0 in 2001) and completion percentage (eighth – 55.6 in 2001).

Phillips received his bachelor's degree in philosophy from UTEP in 2001. Phillips and his wife, Anna, were married in 2009 and have two daughters, Ivy and Minnie, and a son, Mac.



JAMES ROWE
ASST. DEFENSIVE BACKS

1ST NFL SEASON
1ST WITH REDSKINS

2004-09	Student-Athlete	South Florida
2011	Graduate Assistant	Bethel (Tenn.) Univ.
2012	Graduate Asst./DBs Coach	Jacksonville Univ.
2013	Wide Receivers Coach	Jacksonville Univ.
2014	Defensive Coordinator	Jacksonville Univ.
2015	Defensive Graduate Asst.	Florida
2016	Defensive Coordinator	Valdosta State
2017-Pres.	Asst. Defensive Backs Coach	Washington Redskins

James Rowe enters his first season as the Redskins' assistant defensive backs coach in 2017 after being named to the position on February 9, 2017.

Prior to joining the Redskins, Rowe served as Defensive Coordinator at Valdosta State, helping the Blazers to an 8-3 record in 2016. Among Division II schools, his defense led the nation with 27 interceptions and ranked fifth in the country in opposing passing efficiency, limiting opposing quarterbacks to a 96.2 passer rating. Under Rowe's guidance, Valdosta State safety Kenny Moore earned first-team All-American honors from the American Football Coaches Association.

In 2015, Rowe spent one season as a defensive graduate assistant at the University of Florida. That season, the Florida defense ranked No. 8 in scoring defense, No. 6 in total defense and No. 11 in pass defense, while Rowe assisted in the development of All-American defensive backs Vernon Hargreaves, Marcus Maye, Keanu Neal and Teez Tabor.

From 2012-14, Rowe served in a variety of coaching capacities at Jacksonville University. He began his tenure assisting with the team's defensive backs in 2012, adding the wide receivers to his purview in 2013 and eventually being promoted to defensive coordinator in 2014. He began his collegiate coaching career as a graduate assistant at Bethel (Tenn.) University in 2011, helping the Wildcats finish the year ranked No. 14 in the nation.

Rowe, a native of Cocoa, Fla., was a student-athlete at South Florida, lettering three times as a member of the Bulls' baseball team. After majoring in business administration, he earned his degree from the university in 2009.



JAKE SANKAL
ASST. STRENGTH &
CONDITIONING/NUTRITIONIST

2ND NFL SEASON
2ND WITH REDSKINS

Jake Sankal is entering his second NFL season with the Redskins after joining the team as an assistant strength and conditioning coach and team nutritionist during the 2016 offseason.

Prior to joining the Redskins, Sankal worked as a strength and conditioning coach in the Cleveland Indians organization. His tenure with the organization from 2010-15 included stints with the Mahoning Valley Scrapers (A), Kinston Indians (A), Carolina Mudcats (A) and three seasons with the Akron RubberDucks (AA).

Sankal is a Registered Dietitian with the Academy of Nutrition and Dietetics and holds certifications with USA

STAFF BIOS

Weightlifting and the National Strength and Conditioning Association as a Registered Strength and Conditioning Coach (RSCC) and Certified Strength and Conditioning Specialist (CSCS).

Sankal initially earned his bachelor's degree in history from the College of Wooster, where he played baseball and helped guide the program to the NCAA Division III Tournament in all four seasons of his collegiate career. In addition, he holds a bachelor's degree in dietetics from the University of Northern Colorado and a Master's degree in exercise science from Cleveland State University.

He currently resides in Ashburn, Va., with his wife, Amanda.



JIM TOMSULA
DEFENSIVE LINE

10TH NFL SEASON
1ST WITH REDSKINS

1985	Defensive Lineman	Middle Tennessee State
1987-88	Defensive Lineman	Catawba College
1989	Strength & Conditioning/DL	Catawba College
1990	Defensive Line Coach	Woodland Hills (Pa.) H.S.
1992-95	LB/DL/SBC Coord.	Charleston Southern
1997	Defensive Line Coach	Catawba College
1998-99	DL/DLB/ST Coach	Catawba College
2001	Asst. HC/DL/LB/SBC Coord.	Catawba College
2002-03	Asst. HC/DC/DL Coach	Catawba College
2004-05	Asst. HC/DC/LB Coach	Catawba College
2007-14*	Defensive Line Coach	San Francisco 49ers
2015	Head Coach	San Francisco 49ers
2017-Pres.	Defensive Line Coach	Washington Redskins

*Served as Interim Head Coach for final game of 2010 season

**NFL Europe experience included in separate box

Jim Tomsula enters his first season as the Redskins' defensive line coach in 2017 after being named to the position on January 23, 2017.

Tomsula joined the Redskins in the 2017 offseason with 32 seasons of football experience at the high school, college and professional levels since the fall of 1989. Prior to joining the Redskins, he spent nine years with the San Francisco 49ers, including serving as the 19th head coach in franchise history in 2015 after serving one game as the team's interim head coach in 2010.

During an eight-year run as the 49ers' defensive line coach from 2007-14, Tomsula was instrumental in developing one of the league's top-performing defenses in that timeframe. Across those eight seasons, the 49ers ranked fourth in the league in rushing yards allowed per game (98.4) and second in rushing average (3.72). San Francisco's defense also ranked third in the NFL in points per game allowed (19.4) and fourth in yards per game allowed (320.9) during that stretch. In 2011, Tomsula's defensive line and the San Francisco defense set an NFL record by not allowing a rushing touchdown in their first 14 games of the season. The team surrendered just three rushing touchdowns all year, the fewest allowed in the NFL since the league went to a 16-game schedule in 1978.

Under Tomsula's tutelage, defensive tackle Justin Smith was named to five consecutive Pro Bowls (2009-13) and earned All-Pro honors three times from 2011-13. Despite being the fourth overall pick in the 2001 NFL Draft, Smith had never been selected to either team prior to working with Tomsula.

Tomsula joined the 49ers after enjoying one of the most

successful stints in NFL Europe history. Prior to being named the head coach of the Rhein Fire — which made him the youngest head coach in NFL Europe history at age 38 in 2006 — Tomsula served as the Berlin Thunder's defensive coordinator for two seasons, winning World Bowl XII in his first season with a defense that ranked first in the NFL against the run.

Tomsula joined the NFL in 1998 as the defensive line coach of the England Monarchs. He then went on to serve in the same capacity for five seasons with the Scottish Claymores, where he established a reputation for producing some of the league's most dominant lines. He also played a leading role in mentoring and teaching young talent in the league's National Player Development program.

Between NFL Europe seasons, Tomsula spent each fall as a member of the coaching staff Division II Catawba College in Salisbury, N.C., where he had been a defensive lineman after transferring from Middle Tennessee State.

Tomsula's coaching career began with great uncertainty, but his desire to coach the game was steadfast. In 1989, Tomsula began his coaching career as an assistant at his alma mater following a career-ending knee injury. The following season, he went on to coach the defensive line at Woodland Hills (Pa.) H.S.. After spending the next two years out of coaching to provide for his family as a medical equipment sales rep with Thera-Kinetics, Tomsula landed a position as an assistant on the Charleston Southern University coaching staff (1992-95). He would once again spend two seasons out of coaching, as he returned to his hometown of Pittsburgh to serve as a sales representative with Cisco Foods. Urged by his family to continue his dream of coaching football, Tomsula returned to the coaching ranks in 1997 as the volunteer assistant defensive line coach at Catawba.

He and his wife, Julie, have two daughters, Britney and Brooke, and a son, Bear.

TOMSULA IN NFL EUROPE:

1998	DL/Special Teams Coach	England Monarchs
1999-2000	DL/DLB/Special Teams Coach	Scottish Claymores
2001-03	DL/Special Teams Coach	Scottish Claymores
2004	Defensive Coordinator/ST Coach	Berlin Thunder
2005	Defensive Coordinator	Berlin Thunder
2006	Head Coach	Rhein Fire

FRONT OFFICE



DOUG WILLIAMS
SR. VP OF PLAYER PERSONNEL

21ST NFL SEASON
8TH WITH REDSKINS

Doug Williams was named as the Redskins' Senior Vice President of Player Personnel on June 13, 2017, after initially returning to the team as a personnel executive in February 2014. In his new role, one of the most celebrated athletes in franchise history now helps to lead and guide the efforts of the team's personnel department across the pro and collegiate scouting ranks.

"His résumé is impressive, as you all know, but it's really remarkable when you consider everything he's done that matters in this job. This job is daily communication and leadership of the personnel department. It's daily communication and leadership of our coaches and players," President Bruce Allen said upon Williams' promotion. "Doug being a high school coach, a high school athletic director, obviously an outstanding player, fits the role perfectly for where we want to be as Washington Redskins. His probably most-understated accomplishment, he's one of only a handful of people who is in two Ring of Honors in the NFL. And it's not just about the player, it's about the man."

Williams, a member of the 80 Greatest Redskins and a Redskins Ring of Famer, played with the Redskins from 1986-89 and led Washington to a Super Bowl XXII title, a 42-10 rout of the Denver Broncos. Williams, the first African-American quarterback to play in a Super Bowl, completed 18-of-29 passes for 340 yards with four touchdown passes to earn Super Bowl XXII MVP honors.

Williams is a veteran of 20 NFL seasons, including nine as a player and 11 in scouting/personnel roles. He spent five seasons as Personnel Executive with the Tampa Bay Buccaneers from 2004-08 before being named the team's Director of Pro Personnel for the 2009 season.

Williams joined the Buccaneers' front office in 2004 following a successful tenure as head coach at his alma mater, Grambling State, and one of the most storied playing careers in league and team history. His responsibilities in Tampa included coordinating the scouting and recruiting of all NFL players, while also monitoring NFL transactions and overseeing player tryouts. In addition, he was in charge of Tampa Bay's evaluating efforts of all other professional football leagues, including the Canadian Football League.

Williams, a first-round pick by Tampa Bay in the 1978 NFL Draft (17th overall), led the Buccaneers to the first three playoff appearances in team history. He propelled the team to three winning seasons (10-6 in 1979, 9-7 in 1981 and 5-4 in 1982), the only campaigns in franchise history with a winning record until more than 15 years later, in the 1997 season. Williams, who started 67 career games for the Buccaneers, was a two-time team MVP in 1980 and 1981. He ended his Tampa Bay career in 1982 as the all-time franchise leader in touchdown passes, passing yards, attempts and completions.

In 1986, the Redskins traded for Williams' rights following two seasons with the USFL's Oklahoma Outlaws. In Williams' Super Bowl XXII MVP performance following the 1987 season, he set or tied several Super Bowl passing records, including most TD passes (four), most yards passing (340), longest pass completion (80 yards) and longest TD pass (80 yards).

In six seasons during his first tenure (1998-2003) at

Grambling State, Williams brought one of the most storied programs in college football history back to prominence, compiling a 52-18 record as head coach after succeeding the legendary Eddie Robinson, who was at the helm for 57 years from 1941-97 and re-wrote the record books as the winningest coach in the history of college football with 408 career wins.

Williams led the Tigers to three consecutive Southwestern Athletic Conference titles from 2000-02 as they were named National Black College Champions during the same three-year span. He was also named SWAC Coach of the Year in each of those three seasons. Williams was a two-time finalist for The Sports Network Eddie Robinson (Division I-AA) National Coach of the Year. He rejoined the program for three seasons from 2011-13, including earning the SWAC title in his first season back in 2011.

Williams started his college head coaching career at Morehouse College in 1997. He also has previous NFL experience as a scout for the Jacksonville Jaguars in 1995 and as offensive coordinator for the Scottish Claymores of the World League in 1995 and tutoring running backs for Navy in 1994. Williams also excelled on the high school level as head coach and athletic director at Point Coupee H.S. in New Roads, La., in 1991. In 1993, he was head coach at Northeast H.S. in his hometown of Zachary, La., where he guided the team to a 13-1 record and the state semifinals, including a win over Peyton Manning's Isidore Newman squad in the 1993 state quarterfinals.

As Grambling's quarterback from 1974-77, Williams had a spectacular college career as he passed for more than 8,000 yards and 93 touchdowns, leading the Tigers to three Black College National Championships and two SWAC titles. He posted a 35-5 record as a starter and finished fourth in voting for the 1977 Heisman Trophy.

In 2005, Williams and Shack Harris established The Shack Harris & Doug Williams Foundation with the function of providing grants for after-school initiatives, leadership development, mentoring programs and minority higher education assistance for economically disadvantaged youth. In March of 2009, the foundation put on its first annual Washington Football Legends for Charity in Washington, D.C. In 2010, the foundation established the Black College Football Hall of Fame, which will move to its new home in Canton, Ohio in 2018.

After Super Bowl XLII, the NFL honored the 20th anniversary of Williams' Super Bowl XXII victory as Williams was chosen to present the Lombardi Trophy to the New York Giants following their victory over the New England Patriots.

Williams and his wife, Raunda, have eight children: Ashley, Adrian, Carmelela, Doug, Jr., Jasmine, Laura, Lee and Temessia.



FRONT OFFICE (CONT.)



ERIC SCHAFFER
SR. VP OF FOOTBALL OPERATIONS/GENERAL COUNSEL

15TH NFL SEASON
15TH WITH REDSKINS

Eric Schaffer, now entering his 15th season with the Redskins in 2017, currently serves as the franchise's Senior Vice President of Football Operations and General Counsel.

Schaffer was promoted to his current role as Senior Vice President of Football Operations on June 13, 2017, and has taken on more of a leadership and oversight role within the club's personnel department. He remains the club's chief contract negotiator and is responsible for the strategic planning, management, and forecasting of the Redskins' salary cap and cash budgets. In addition, Schaffer oversees extensive research and analysis of NFL player contracts and evaluates the roster composition of each club throughout the NFL. He also serves as the Redskins' primary liaison to the NFL Management Council.

In addition to his role as Senior Vice President of Football Operations, Schaffer serves as the Redskins' General Counsel, advising the club on all legal matters and contributing significantly to the team's business operations. His areas of oversight include sponsorships, licensing, vendor and employment agreements (for football and non-football employees), human resources issues, team litigation, as well as workers' compensation, among various others.

Schaffer has worked closely with President Bruce Allen and the team's personnel staff to help shape the Redskins' current roster. This offseason, Schaffer negotiated a contract extension for Morgan Moses, who has emerged in recent years as one of the game's top right tackles. Moses' contract was yet another multi-year extension to which Schaffer has signed the team's young talent in recent years, including deals with perennial Pro Bowler Trent Williams, Ryan Kerrigan, Jordan Reed, Tress Way and others. Schaffer led the charge during this past 2017 free agency signing period to acquire safety D.J. Swearinger, defensive linemen Stacy McGee and Terrell McClain, standout wide receiver Terrelle Pryor Sr., and All-Pro linebacker Zach Brown. He also secured contract extensions for veterans such as tight end Vernon Davis, defensive lineman Ziggy Hood and long snapper Nick Sundberg.

Prior to the 2016 season, Schaffer and the Redskins mobilized quickly to recruit and sign All-Pro cornerback Josh Norman. The moves followed a 2015 season in which Schaffer and the Redskins adeptly added veteran leaders with winning pedigrees to a young roster that ultimately secured the NFC East title. He has adroitly navigated the salary cap each year, including helping the club overcome a \$36 million cap penalty in 2012 en route to its first NFC East title since 1999.

In the 2011 offseason abbreviated by the NFL labor dispute, Schaffer helped the team secure several key players in a flurry of activity after a new Collective Bargaining Agreement was agreed upon by the NFL and NFLPA. In 15 years (2003-17) with the Redskins, Schaffer has negotiated the contracts for every one of Washington's draft picks, including 22 first- and second-round picks.

Schaffer originally joined the Redskins in 2003 as the team's salary cap manager. He was promoted first to Director of Football Administration in 2005 and again to Vice President of Football Administration in 2007. Schaffer added

the General Counsel role in 2012.

Prior to joining the Redskins, Schaffer spent 11 years with International Management Group (IMG) in various roles. He started as an intern for IMG's founder, the late Mark McCormack, and moved on to their motorsports division where he sold corporate sponsorships and managed young drivers. He eventually became the staff counsel for IMG Football, where he oversaw all legal issues related to 90 NFL clients and negotiated player contracts as an NFLPA registered agent.

Schaffer holds both a bachelor's degree in history from the University of Michigan and a law degree from Case Western Reserve University where he completed his studies while working full time for IMG. A native of Cleveland, Ohio, he is a member of the Ohio Bar Association as well as admitted in Virginia as Club Counsel. Schaffer currently resides in Ashburn, Va., with his wife, Jaymie, and three children, Cameron (11), Logan (9), and Bailey (6).



SCOTT CAMPBELL
SR. PERSONNEL EXECUTIVE

31ST NFL SEASON
17TH WITH REDSKINS

Scott Campbell is entering his 31st NFL season and his 17th with the Washington Redskins in 2017. In June 2017, Campbell was named Senior Personnel Executive after most recently serving as the team's Director of College Scouting, a position in which he oversaw the team's college scouting department and set the team's draft board for the team's highly acclaimed 2017 draft class.

In recent years, Campbell has played an integral role in identifying and selecting a number of impact contributors. In 2014, Campbell's draft board helped the Redskins identify third-round tackle Morgan Moses, whom the team rewarded with a multi-year contract extension in 2017 after the Virginia product blossomed into one of the game's top right tackles. That 2014 draft also produced a number of other key contributors to the Redskins back-to-back winning seasons in 2015-16, including second-round linebacker Trent Murphy, third-round interior lineman Spencer Long and fourth-round cornerback Bashaud Breeland. In 2015, among the Redskins' prominent draft additions were Pro Bowl guard Brandon Scherff (a first-round selection) and fourth-round wide receiver Jamison Crowder, who has become one of the league's emerging slot receivers.

In the 2017 NFL Draft, Campbell and the personnel staff oversaw the assembly of a 10-player class that garnered near-universal acclaim. Shortly after the draft, The Dallas Morning News examined league-wide draft grades from 10 prominent media outlets and determined the Redskins' 2017 class garnered the third-highest composite grade in the NFL.

From Campbell's return to college scouting in 2006 through 2016, six of the Redskins' seven first-round picks qualified for the Pro Bowl during their NFL careers. Washington's 85.7 percent hit rate in identifying future Pro Bowlers in the first round in that time frame ranked first in the NFL, with no other franchise eclipsing 70 percent. In all, players selected by the Redskins in Campbell's tenure in Washington have accrued 23 combined Pro Bowl selections.

Campbell originally joined the Redskins in 2001 as Director of College Scouting, overseeing the area scouts and assisting with the Redskins' draft operations before heading

FRONT OFFICE (CONT.)

up the scouting of pro personnel for the next four seasons. He returned in 2006 to take charge of the college scouting department, where he spent two seasons before being promoted to Director of Player Personnel. In 2015, he transitioned to Director of College Scouting, where he now leads the team's area scouts in identifying talent at the collegiate level.

Previously, Campbell spent the 2000 season in Chicago as Director of Pro Personnel, after three seasons in Kansas City, serving as a southeast area scout (1997-99).

Campbell began his NFL career with the Atlanta Falcons in 1987, serving as an assistant to his father, late Head Coach Marion Campbell - who also served as the defensive coordinator for the NFC Champion Philadelphia Eagles in 1980. Campbell spent three years as the administrative assistant to the coaching staff, helping coordinate training camp, scouting, quality control and additional football logistics. In 1990, he moved over to Atlanta's personnel department full-time for a seven-season run as an area scout.

Campbell earned his bachelor's degree in education from the University of Georgia in 1984, where he played on the offensive line for three SEC Championship squads, including the 1980 National Championship team. He went on to earn a master's degree in education from Auburn University in 1986, while working with the Tigers' coaching staff as a graduate assistant from 1985-86. Campbell and his wife, Cindy, have two daughters, Courtney and Caroline.

tioning program and was one of the school's special education instructors.

A four-year starter at guard for North Carolina State University, Santos graduated in 2000 with a bachelor's degree in Spanish literature. He also earned a Master's degree from New Jersey City State University. A native of Paterson, N.J., he currently resides in Ashburn, Va., with his wife, Melanie, and daughter, Arya.



KYLE SMITH
DIRECTOR OF
COLLEGE PERSONNEL

8TH NFL SEASON
8TH WITH REDSKINS

Kyle Smith is entering his eighth season with the Redskins and his first as the team's Director of College Personnel in 2017.

Smith initially joined the team on a full-time basis as an area scout during the 2011 offseason. After being promoted to Director of College Personnel in June 2017, Smith will oversee the organization's evaluation of collegiate talent, managing scouting efforts at both the area and national levels.

Smith began his professional career as an intern with the Redskins in 2010. He joined the team on a full-time basis in 2011 and spent six seasons as an area scout for the organization. Prior to his promotion to Director of College Personnel, he most recently oversaw the team's scouting efforts in the Southeast region, a region that produced the team's 2017 first- and second-round picks, Jonathan Allen and Ryan Anderson, respectively.

Smith graduated from Youngstown State, where he was twice named honorable mention all-conference while playing wide receiver and punt returner from 2002-05. He ranks 11th in program history in career receptions (101) and receiving yards (1,534), third in punt returns (56) and fourth in punt return yards (377). Smith also owns the school record for consecutive games with a reception (30).

As a senior, Smith was elected a team captain and earned the team's Most Valuable Player Award. Following the season he was invited to play in the 2006 Hula Bowl All-Star Game. Smith signed as a college free agent with the Minnesota Vikings, where he spent part of the 2006 offseason. In January of 2007, he was signed by Tampa Bay, which allocated him to NFL Europe's Berlin Thunder. He later had practice squad stints in the Arena Football League and Canadian Football League.

Smith was born in Warwick, R.I., and raised in Buffalo, N.Y. He is the son of long-time NFL executive A.J. Smith.



TIM GRIBBLE
ASST. DIRECTOR OF
COLLEGE PERSONNEL

18TH NFL SEASON
16TH WITH REDSKINS

Tim Gribble is entering his 18th season in the NFL and 16th with the Redskins in 2017.

Gribble was promoted to Assistant Director of College



ALEX SANTOS
DIRECTOR OF
PRO PERSONNEL

12TH NFL SEASON
12TH WITH REDSKINS

Alex Santos enters his 12th season with Washington in 2017 and his fourth as the Redskins' Director of Pro Personnel after being named to his current role on May 31, 2014. He is responsible for coordinating the advance scouting of Redskins opponents and the evaluation of all professional leagues for potential free agents and trade prospects. In addition to overseeing pro scouting, he contributes to the team's draft preparation, making school visits to help evaluate top college talent.

Santos was part of a staff that identified and signed a number of key midseason contributors during the team's run to an NFC East title in 2015. The Redskins received significant contributions from a number of in-season signings, including cornerback Will Blackmon (tied for team lead in interceptions after signing prior to Week 2), linebacker Mason Foster (started the final five games of the season after signing in Week 4) and running back Pierre Thomas (caught seven passes for 67 yards in division-clinching win after signing with the team only two weeks earlier).

Santos previously spent five seasons from 2009-13 as a pro scout, where in addition to the advance scouting of Redskins opponents, he was responsible for assisting with the club's evaluation of personnel in the NFL and Canadian Football League. He originally joined the Redskins in 2006 as a pro personnel assistant.

Santos spent 2005 as a graduate assistant and quality control/offensive line intern coach at Vanderbilt University. Prior to that, he was the assistant head football coach at Eastside High School in Paterson, N.J. At Eastside, he also coached the offensive line, directed the strength and condi-

FRONT OFFICE (CONT.)

Personnel during the 2017 offseason. In his expanded new role, he will assist Director of College Personnel Kyle Smith and the Redskins' personnel staff by providing evaluations of collegiate talent at the national level. Prior to his promotion in 2017, Gribble spent the previous 11 seasons as an area scout for the Redskins, most recently overseeing scouting operations in the Midlands region.

Gribble originally joined the Redskins in 2002 and served as a pro personnel assistant and added responsibility as the team's Northeast scout in 2003. He also covered the South and Midwest regions at various points during his first 16 years with the organization.

Before coming to Washington, Gribble spent two seasons with the Pittsburgh Steelers as an assistant in the scouting department. Prior to joining the NFL, he was an assistant coach for his alma mater, Duquesne University. He served as the Dukes' special teams coordinator (1996-2000), defensive line coach (1996-98) and running backs coach (1998-2000).

Gribble was a four-year starter (1992-96) at fullback and team captain at Duquesne. He also played baseball for the Dukes. He earned dual degrees in psychology and sociology.

Gribble lives outside Pittsburgh, Pa., with his wife, Jennifer.



JEFF SCOTT

**PRO SCOUT/FOOTBALL ADMIN./
SALARY CAP ANALYST**

**6TH NFL SEASON
6TH WITH REDSKINS**

Jeff Scott enters his sixth season with the Redskins in 2017 after joining the team in January 2012 as a salary cap intern, in which he assisted in cap analysis and contracts before becoming a scouting intern in May 2012. He served as a player personnel assistant during the 2013 season before being promoted to Pro Scout during the 2014 offseason.

Scott is responsible for advance scouting of Redskins' opponents, evaluating players in free agency and writing scouting reports of players entering the NFL Draft. In addition, he assists the Vice President of Football Administration with contract negotiation and salary cap analysis.

Scott graduated with a bachelor's degree in political science from Davidson College, where he played defensive back from 2004-07. During his sophomore season in 2005, he led the Pioneer Football League in fumbles forced. Scott received his master's degree in sports management from Georgetown University in 2012.

Scott is originally from Fredericksburg, Va., and currently resides with his wife, Rachel, in Northern Virginia.



BRIAN ZECHES

PERSONNEL COORDINATOR

**5TH NFL SEASON
4TH WITH REDSKINS**

Brian Zeches enters his fifth NFL season and his fourth with the Redskins in 2017 after joining the team during the 2014 offseason.

Zeches joined the Redskins after working for DVSPORT, Inc., a company that provides digital video acquisition, analysis and playback software designed specifically for the sports market. He previously served as a scouting assistant for the Kansas City Chiefs in 2012.

Zeches' background also includes having coached running backs at Weber State for two seasons from 2010-11. In addition, he previously worked as a graduate assistant at the University of New Mexico from 2006-07 and at UTEP from 2008-09.

Zeches began his collegiate career at the University of Illinois before transferring to Idaho State, where he played quarterback for three seasons. His father, Jim, spent 16 seasons, including 12 with the Redskins, as an NFL scout.



RICHARD MANN II

**ASST. DIRECTOR OF
PRO PERSONNEL**

**11TH NFL SEASON
8TH WITH REDSKINS**

Richard Mann II is entering his eighth season with the Washington Redskins and his first as Assistant Director of Pro Personnel in 2017.

Mann served as a pro scout in his first seven seasons with the Redskins. In addition to weekly advance scouting of Redskins opponents in that time frame, he was responsible for assisting in the evaluation and writing of player reports on potential talent in NFL free agency, the Canadian Football League and the Arena Football League.

Mann spent his first three seasons with the Tampa Bay Buccaneers, where he served as a personnel assistant in 2007 and 2008 and a college personnel assistant in 2009. With the Buccaneers, he was able to work with his father, NFL coach Richard Mann, a veteran of 30-plus NFL seasons who currently serves as wide receivers coach for the Pittsburgh Steelers.

A return specialist at Salisbury University, Mann earned his bachelor's degree in interpersonal communication with a minor in marketing before receiving his master's degree in sports leadership from Duquesne University in June 2008. Mann was a three-year member of the football team at Salisbury, earning All-Conference honors in 2002, while averaging 31.8 yards per kickoff return.

His first NFL experiences came in the summer of 1994 as equipment assistant with the Cleveland Browns and in 2003 as a pro personnel intern with the Baltimore Ravens. He and his wife, Chenel, have one son, Richard Mann III, and one daughter, Liliana, and reside in Leesburg, Va.

FRONT OFFICE (CONT.)



MATT EVANS
COLLEGE SCOUT

4TH NFL SEASON
4TH WITH REDSKINS

Matt Evans enters his fourth NFL season in 2017 after joining the Redskins during the 2014 offseason. He currently oversees scouting operations in the Northeast region.

Evans originally joined the Redskins in 2014 as a player personnel assistant, during which time he assisted with advance scouting of Redskins' opponents, evaluating players in free agency and writing descriptions of draft prospects. He transitioned into area scouting in 2015.

In 2013, Evans participated in rookie minicamps with the New England Patriots and the Philadelphia Eagles after completing a decorated collegiate playing career at the University of New Hampshire from 2008-12.

Evans was a four-year standout at linebacker at New Hampshire, posting a school-record 460 career tackles and becoming only the fifth player in UNH history to have his jersey number (No. 52) retired. The three-time Walter Camp All-American earned the Buck Buchanan Award, given annually to the most outstanding defensive player in the Football Championship Subdivision, in 2011.

Evans graduated with a bachelor's degree in business administration in December 2012. He is a native of Hanover, Mass.



DARRYL FRANKLIN
PRO SCOUT/ANALYST

10TH NFL SEASON
6TH WITH REDSKINS

Darryl Franklin is entering his sixth season with the Redskins in 2017. During his tenure in Washington, Franklin has handled both BLESTO and pro scouting duties and now serves as a pro scout and analyst.

During the 2010-11 seasons, Franklin was based in Jacksonville, Fla., as a scouting assistant for BLESTO. He spent the 2009 season as an intern for BLESTO before becoming full-time. Franklin spent the 2008 season with the Detroit Lions as a player personnel intern, aiding in both college and pro scouting. He assists in evaluating prospects from other NFL teams and is responsible for scouting Canadian Inter-university Sport prospects.

Prior to entering the NFL, Franklin spent three years as a graduate assistant at Central Michigan, where he gained experience initially helping with the defense before later assisting with the offense. While at Central Michigan, Franklin earned a Master's degree in administration with a sport concentration. He completed his master's project on predicting NFL career longevity using combine results.

Franklin earned undergraduate degrees at the University of Missouri, majoring in broadcast journalism and political science. He also served as a student assistant for the Tigers' football team, primarily working with the school's recruiting coordinator and quarterbacks coach.

Originally from Toronto, Franklin attended Mount Hebron H.S. in Ellicott City, Md., where he helped out as the football team's student assistant.



COLE SPENCER
COLLEGE SCOUT

8TH NFL SEASON
8TH WITH REDSKINS

Cole Spencer enters his eighth season with the Redskins and his sixth season as a college scout for the team. Spencer oversees scouting operations in the Midwest region.

Spencer originally joined the Redskins in 2010 and served as a scouting intern where he assisted in advance scouting and evaluation of NFL personnel. He also helped coordinate free agent workouts and college player visits.

Prior to entering the NFL, Spencer worked at Eastern Illinois for a year as Football Operations and Defensive Quality Control Assistant.

Spencer graduated with a degree in economics and a minor in history from Northern Illinois University where he played tight end before an injury cut his playing career short. He played for Olentangy H.S., near Columbus, Ohio, where he grew up.

Spencer learned the game at a young age from his father, Tim, who is currently the running backs coach for the Tampa Bay Buccaneers. His brother, Evan, is a wide receiver who was selected by the Redskins in the sixth round of the 2015 NFL Draft.



ROGER TERRY
COLLEGE SCOUT

3RD NFL SEASON
3RD WITH REDSKINS

Roger Terry enters his third NFL season and his third with the Redskins in 2017 after joining the team prior to its 2015 NFC East championship season.

Terry joined the Redskins after working as a recruiting assistant at Ohio State University during the 2013-14 seasons. He assisted Head Coach Urban Meyer and the Buckeyes staff with talent evaluation, helping guide the Buckeyes to a Big Ten championship, Sugar Bowl championship and national championship in 2014.

Terry's background also includes a summer scouting internship with the Atlanta Falcons in 2014, a recruiting internship at the University of Kentucky in 2012 and a stint as a defensive graduate assistant at Tennessee State University in 2011.

A Memphis native, Terry graduated in 2010 from the University of Memphis, where he played linebacker for the Tigers after transferring from Arkansas State.

STAFF BIOS

FRONT OFFICE/ATHLETIC TRAINING



DAVID WHITTINGTON
COLLEGE SCOUT

9TH NFL SEASON
9TH WITH REDSKINS

David Whittington enters his ninth season with the Washington Redskins in 2017.

Whittington is responsible for scouting and evaluating college players in the Southwest region. Whittington spent two seasons serving as the team's BLESTO scout, as well as assisting with scouting college players in the Northeast region. He spent 2009 as an intern in the personnel department where he assisted both the college and pro scouts with advance scouting. He also coordinated free agent and college player visits.

Whittington was a three-year letter winner at Vanderbilt where he played fullback and defensive line and was a member of the 2007 Southeastern Conference Academic Honor Roll. He graduated from Vanderbilt in 2008 with a degree in human and organizational development.

Whittington is originally from Lafayette, La., and currently resides in Houston, Texas, with his wife, Lauren, and son, Halston.

ATHLETIC TRAINING



LARRY HESS
HEAD ATHLETIC TRAINER

16TH NFL SEASON
16TH WITH REDSKINS

Larry Hess is entering his 16th season with the Washington Redskins and his seventh as Head Athletic Trainer in 2017. He previously spent four seasons as the Redskins Director of Rehabilitation (2006-09) after originally joining the club as Physical Therapist/Assistant Athletic Trainer (2002-05).

Hess oversees the team's athletic training and medical needs and works as a liaison to the coaching staff and front office. In his previous role, Hess directed and implemented the team's rehabilitation program, ensuring athletes' healthy return to the playing field and preventing future injury.

In addition to his responsibilities with the Redskins, Hess also extends his knowledge and first-hand experience to colleagues and peers by delivering presentations and talks on injuries and conditions that he has encountered through his work with the team.

Hess is a certified strength and conditioning specialist. From 2012-13, he served as the Director of Internal Education for the Professional Football Athletic Trainers Society (PFATS). He served as President of PFATS Research and Education Foundation from 2014-17.

Hess originally entered the NFL with the Miami Dolphins in 1998 as a training camp intern. He spent three seasons working with the Dolphins during training camp, mini-camps and on game days. He also served as the head athletic train-

er at Dunbar High School in Fort Myers, Fla.

A native of Pittsburgh, Hess earned his bachelor's degree in life science in 1998 and his master's degree in physical therapy in 2001, both from Nova Southeastern University in Ft. Lauderdale, Fla. He and his wife, Beth, have three sons, Matthew, Zachary and Jonathan. The family resides in Leesburg, Va.



ELLIOTT JERMYN
PHYSICAL THERAPIST/
ASST. ATHLETIC TRAINER

10TH NFL SEASON
10TH WITH REDSKINS

Elliott Jermyn is entering his 10th season with the Redskins as the team's Physical Therapist/Assistant Athletic Trainer in 2017.

Prior to joining the Redskins, Jermyn spent six years as a physical therapist at an outpatient sports medicine clinic in Bethesda, Md., where he specialized in sports-related injuries and spinal conditions.

Jermyn is a Licensed Physical Therapist, Certified Athletic Trainer and Certified Strength and Conditioning Instructor. He specializes in orthopedic rehabilitation, manual management of chronic pain syndromes, dry needling and post-surgical recovery.

He graduated from Penn State in 1996 with a degree in kinesiology. While in college, he worked as an athletic trainer on the Nittany Lions 1994 and 1995 football teams. He also earned a physical therapy degree from George Washington University in 2001.

Jermyn worked with the Australian Olympic Sailing Team in Sydney, Australia in 2001. He is a member of the National Athletic Training Association and the American Physical Therapy Association.

Jermyn resides in Leesburg, Va., with his wife, Holly, and daughter, Reagan.



DOUG QUON
ASST. ATHLETIC TRAINER

7TH NFL SEASON
4TH WITH REDSKINS

Doug Quon is entering his seventh NFL season and his fourth with the Washington Redskins as an Assistant Athletic Trainer in 2017.

Quon assists in the management of care, prevention, recognition/evaluation of injuries, treatment and rehabilitation of all players and team personnel. He also maintains the IMPACT concussion testing database in compliance with the National Football League and coordinates athletic training internships, inventory of supplies and medical information.

Prior to joining the Redskins, Quon served as an assistant athletic trainer at the University of California, Irvine in 2013-14 after spending the 2012 NFL season as a seasonal assistant athletic trainer with the Jacksonville Jaguars. His previous NFL experience also includes having served as a summer intern for the Kansas City Chiefs in 2006 and serving as a seasonal intern for the Chiefs for the 2007 season.

ATHLETIC TRAINING/EQUIPMENT

Quon served as a graduate athletic training intern from 2009-10 at the University of Hawaii, specifically working with the men's football and volleyball teams. In addition, Quon worked with Texas Tech's football program and assisted with player care while earning his master's degree from the university in athletic training. He earned his undergraduate in psychology social behavior from UC Irvine in 2006.

Quon, a native of Agoura Hills, Calif., is a Certified Athletic Trainer and a member of the National Athletic Trainers' Association. In addition, he is a member of the Professional Football Athletic Trainers Society.



MARK McCracken
ASST. ATHLETIC TRAINER

3RD NFL SEASON
3RD WITH REDSKINS

Mark McCracken is entering his third season with the Washington Redskins and his second as an Assistant Athletic Trainer after joining the team full-time at the start of the 2016 season.

McCracken joined the Redskins staff after a brief stint as the Head Athletic Trainer for the AFL's Washington Valor, where he directed the team's Sports Medicine Department in advance of their inaugural season. Before joining the Valor, he spent time with the Redskins' training staff on three separate occasions as a Seasonal Training Assistant. He also spent time as a Summer Athletic Trainer with the Arizona Cardinals.

McCracken received his Master's degree in kinesiology with an emphasis in sport pedagogy from Louisiana State in 2015 while serving as a graduate assistant for the men's tennis and men's and women's track and field teams. He received his undergraduate degree in athletic training from George Mason University in 2011.

McCracken is a Certified Athletic Trainer, and a member of the National Athletic Trainers' Association and Professional Football Athletic Training Society. He is also a Certified Strength and Conditioning Specialist, and Certified Performance Enhancement Specialist.

McCracken and his wife, Natalie, have one son, Vincent. The family resides in Leesburg, Va.

EQUIPMENT



ANDERS BEUTEL
HEAD EQUIPMENT MANAGER

21ST NFL SEASON
17TH WITH REDSKINS

Anders Beutel is entering his 17th season with the Washington Redskins and his fourth as the team's Head Equipment Manager after being named to his current position on February 14, 2014.

His roles in the department include the purchase and maintenance of all team equipment, as well as outfitting players, coaches and other football staff for practices and

games. He also provides jerseys and equipment for special community service and media events throughout the year.

Previously, Beutel assisted in the distribution and maintenance of equipment and uniforms, as well as helping the Washington coaching staff on the practice field.

Beutel originally joined the Redskins in 2001 after spending four seasons as an equipment assistant for the Tampa Bay Buccaneers from 1997-2000. He also spent several years in NFL Europe, as an assistant equipment manager for the Frankfurt Galaxy in 1997, and as head equipment manager for the Amsterdam Admirals in 1998 and 1999.

Beutel is originally from River Falls, Wis., and now resides with his wife, Kerry, and daughter, Haylen, in Leesburg, Va.



SCOTT ROTIER
ASST. EQUIPMENT MANAGER

10TH NFL SEASON
4TH WITH REDSKINS

Scott Rotier is entering his fourth season as the Redskins' Assistant Equipment Manager in 2017 after joining the team during the 2014 offseason. Rotier is responsible for helmet and shoulder pad maintenance along with shoe and glove assignments.

Rotier joined the Redskins after spending six seasons with the San Francisco 49ers as an assistant equipment manager. Rotier also spent time in the Washington, D.C. area prior to his time with the 49ers as the head equipment manager at Episcopal High School in Alexandria, Va., from 2007-08.

Rotier graduated from Western Michigan University with a degree in business management. While attending Western Michigan, Rotier worked as the student equipment manager for the Bronco football team. Additionally, Rotier served as an equipment intern with the Detroit Lions in 2006.

Rotier was born and raised in Kent City, Mich., and now resides with his wife, Jackie, his daughter, Eva, and his son, Lucas, in Leesburg, Va.



PAT COLEMAN
EQUIPMENT ASSISTANT

6TH NFL SEASON
4TH WITH REDSKINS

Pat Coleman is entering his fourth season as the Redskins' Equipment Assistant in 2017.

Coleman is responsible for handling equipment-related details for practices, pre-game activities as well as performing locker room and laundry maintenance.

Previously, Coleman worked as an Equipment Staff Assistant for the Miami Dolphins during the 2011 season. In 2012, Coleman became Head Equipment Manager at Gardner-Webb University before spending the 2013 season with the Jacksonville Jaguars' equipment staff. Prior to the 2013 season, Coleman assisted the AFL's Orlando Predators with their equipment operations.

Coleman attended the University of Mississippi from 2006-10, earning a bachelor of exercise science degree

STAFF BIOS

EQUIPMENT/VIDEO

in December 2010. During his time as a student, Coleman worked with the Tampa Bay Buccaneers during the team's training camp in 2010.

Coleman is originally from Louisville, Miss., and now resides in Ashburn, Va.

VIDEO



MIKE BRACKEN
VIDEO DIRECTOR

19TH NFL SEASON
18TH WITH REDSKINS

Mike Bracken is entering his 18th season with the Washington Redskins and his 13th as the head of the video department in 2017. His responsibilities include overseeing the daily operations, including assisting the coaching and scouting staffs with game tape and player highlights. Bracken conducts the editing of video from all practices and games, produces "cut-ups" of upcoming opponents, and creates highlight tapes for use in meetings throughout the season. He is also in charge of purchasing and maintaining video and digital equipment.

Bracken joined the Redskins after serving as video coordinator for the University of South Carolina men's basketball team for the 1999-2000 season and the University of Southern California men's basketball and football teams in 1998. He originally entered the National Football League as a video intern with the Philadelphia Eagles (1997-98).

Bracken graduated from Lycoming College where he played defensive back and helped his team to two conference titles. A native of Clifton Heights, Pa., Bracken and his wife, Dawn Marie, have three children: daughter, Erin Marie, and sons, Tripp and Aidan. The family resides in Leesburg, Va.



MIKE ADAMS
VIDEO ASSISTANT

8TH NFL SEASON
8TH WITH REDSKINS

Mike Adams enters his eighth NFL season in 2017 as a video assistant for the Redskins. Adams is responsible for filming and editing all of the Redskins' games and practices in addition to working with the defense to create cutups and reports for upcoming opponents.

Adams started as an intern in the video department during the 2010 season before joining the staff on a full-time basis in 2011. Prior to joining the Redskins, he attended Howard University from 2005-10, where he played football for four years.

As a senior at Howard, he worked as a coaching assistant, handling video for the football team. He graduated with a bachelor's degree in business management.

In 2013, Adams started Driven By Our Ambitions (DBOA), a non-profit organization that merges football, academic and life skills for underprivileged youth. The organization

has staged camps in Washington D.C. and Georgia in recent years, including participation from several Redskins players and coaches.

Adams is a native of Marietta, Ga.



ZACHARY KENNEDY
VIDEO ASSISTANT

8TH NFL SEASON
8TH WITH REDSKINS

Zachary Kennedy joined the Redskins during the 2010 offseason and is entering his eighth season as a video assistant in 2017.

Kennedy is responsible for filming and editing all of the Redskins' games and practices. He also helps the team's defensive coaching and personnel staffs in game and practice preparation.

Kennedy joined the Redskins following a season at the University of Tennessee in 2009, where he served as the football program's video intern. Prior to working for the Volunteers, Kennedy held an internship with Florida State in the spring of 2009, where he worked with the football, baseball and softball teams.

While a student at the University of Central Florida from 2004-08, Kennedy worked as a student videographer for all sports. He graduated with a bachelor's degree in interpersonal/organization communication.

Kennedy was born in Baltimore and raised in Jacksonville, Fla. He married his wife, Andreia, in June 2017.



JULIAN HINES
VIDEO ASSISTANT

4TH NFL SEASON
3RD WITH REDSKINS

Julian Hines is entering his fourth NFL season and his third with the Redskins as a video assistant in 2017.

Hines is responsible for recording practices and providing video to coaches, as well as editing and producing the team's highlight reel.

Hines joined the Redskins during the 2015 offseason. Prior to joining the team, Hines worked as an intern in the Philadelphia Eagles' video department during the 2014 season.

Hines earned his bachelor's degree in physical education with a concentration in coaching from Alabama State University. During his college career, he served as an assistant video coordinator for the football program for three years.

Hines was born and raised in Oxon Hill, Md.

CULINARY NUTRITION



JON MATHIESON
EXECUTIVE CHEF

5TH NFL SEASON
5TH WITH REDSKINS

Jon Mathieson is entering his fifth season as the Redskins' Executive Chef in 2017.

Mathieson has more than 25 years of experience in the culinary industry. His responsibilities with the Redskins include menu creation, budget overview, training and overseeing the kitchen staff while working with the team nutritionist to provide healthy meal options.

After graduating from the Culinary Institute of America in 1988, Mathieson began a dynamic career, starting as an apprentice under Chef Seppi Renggli at the Four Seasons in New York City, N.Y. His career also includes positions at La Laurier in New York City, the Homestead Inn in Greenwich, Conn., and New York's acclaimed Le Bernardin.

During his tenure as Chef de Cuisine at Lespinasse Restaurant in New York City from 1993-98, Mathieson learned the inner workings of a world-famous restaurant, and over the course of five years rose from the position of Chef de Partie to Chef de Cuisine. During Mathieson's tenure, Lespinasse received four stars from The New York Times, The Five-Diamond Award from AAA, and was rated the No. 3 restaurant in the country by Wine Spectator Magazine.

In 1999, Mathieson accepted the position as Executive Chef at Stonehedge Inn in Tyngsboro, Mass. He developed a "new French" menu for Silks, the Inn's acclaimed restaurant, and received rave reviews and national recognition, including a DiRona Award, three stars from the Boston Globe and four diamonds from the AAA.

In 2005, Mathieson was the Chef de Cuisine at 2941 Restaurant in Falls Church, Va. Mathieson was instrumental in raising the level of culinary talent and cuisine at the restaurant, helping establish 2941 as one of the most recognized restaurants in the D.C. Metro area. From 2008-10, Mathieson served as the Executive Chef and Co-Owner of Inox restaurant in McLean, Va. After Inox, Mathieson served as Executive Chef of Michel in McLean, Va., and later became Chef de Cuisine at BLT Steak in Washington, D.C., from 2012-13.

Mathieson is originally from New York and now resides in Vienna, Va.



CONNOR MCGUIRE
SOUS CHEF

5TH NFL SEASON
5TH WITH REDSKINS

Connor McGuire is entering his fifth season as the Redskins' Sous Chef in 2017.

McGuire serves as the assistant to Executive Chef Jon Mathieson. Beyond food preparation, his day-to-day responsibilities with the Redskins include assisting with ingredient orders and training kitchen staff.

McGuire attended Virginia Tech from 2006-10, earning a bachelor's degree in consumer foods. During that time, he assisted Columbia Country Club in Chevy Chase, Md., during the summer months.

After graduation, McGuire worked as Chef de Partie at Michel by Michel Richard in McLean, Va. From 2012-13, McGuire worked as Office Manager at BLT Steak, located in Washington D.C. His responsibilities included assisting with budgeting, customer service inquiries and serving as a liaison to the restaurant's corporate headquarters.

McGuire was born and raised in Washington D.C., and is a graduate of St. John's College High School. He now resides in Falls Church, Va.

PLAYER BIOS

VETERANS

96

HOUSTON BATES

LB**6-3 // 240****3rd NFL Season // Louisiana Tech****DOB: Dec. 20, 1991 // St. Paul's H.S. (Covington, La.)**

TRANSACTIONS

Originally entered the NFL with the Washington Redskins as a college free agent on May 18, 2015... Waived on September 5, 2015... Signed to the Redskins' practice squad on September 6, 2015... Signed to the Redskins' active roster from the practice squad on September 12, 2015... Waived on September 14, 2015... Signed to the Redskins' practice squad on September 15, 2015... Signed to Redskins' active roster from the practice squad on November 7, 2015.

PRO

Made NFL debut in 2015 after earning his way onto the team during a tryout in rookie minicamp... Enters 2017 credited by STATS with five career defensive tackles (four solo) in 24 career games.

YEAR-BY-YEAR

2016 (REDSKINS)

Played in 14 games as a core special teams player prior to missing the final two contests while on the Reserve/Injured list... Contributed on defense and special teams in Weeks 1-3... Posted an assisted tackle in a win vs. CLE (10/2)... Played on special teams in wins at BAL (10/9) and vs. PHI (10/16)... Contributed on special teams at DET (10/23)... Played on defense and special teams in a tie against CIN (10/30) in London... Contributed on special teams in a win vs. MIN (11/13)... Played on defense and special teams and one play as a fullback in a win vs. GB (11/20)... Contributed on special teams and played one snap at fullback at DAL (11/24)... Played on special teams plus one snap on defense and two snaps at fullback at ARI (12/4)... Played in all three phases in a win at PHI (12/11)... Exited early with a knee injury vs. CAR (12/19)... Placed on Reserve/Injured list on Dec. 20.

2015 (REDSKINS)

Rookie minicamp tryout signing who appeared in 10 regular season games and one postseason game as a rookie, making four tackles... Signed to active roster from practice squad one day prior to season opener... Made NFL debut in Week 1 vs. MIA (9/13)... Spent Weeks 2-8 on the team's practice squad... Contributed on special teams at NE (11/8)... Played on defense and special teams in a win vs. NO (11/15)... Recorded a solo tackle and was credited with an intentional safety by the Panthers at CAR (11/22)... Contributed on special teams in a win vs. NYG (11/29)... Posted a solo tackle for loss vs. DAL (12/7)... Played on special teams in a win at CHI (12/13)... Contributed on defense and special teams in a win vs. BUF (12/20) and the division-clinching win at PHI (12/26)... Made a solo tackle in regular season finale at DAL (1/3)... Played on special teams in NFC Wild Card Round vs. GB (1/10).

COLLEGE

Played collegiately at Illinois from 2010-13 before transferring to Louisiana Tech for the 2014 season... Started all 14 games as a defensive end at Louisiana Tech in 2014, finishing with 42 tackles (16 for loss) with 10 sacks, 13 hurries, two pass deflections, one forced fumble, one fumble recovery and one interception. Named Most Valuable Player in the Zaxby's Heart of Dallas Bowl after collecting 4.5 sacks and 5.5 tackles for loss against his former Illinois team... Was

an Honorable Mention All-Big Ten selection at Illinois in 2013 after starting all 12 games and collecting 40 tackles (12 for loss) with 3.5 sacks, five hurries, two pass breakups, two forced fumbles, two fumble recoveries and a safety... Played in 10 games with two starts for Illinois in 2012, collecting 18 tackles, one forced fumble and one fumble recovery... Played in 13 games with two starts as a redshirt freshman in 2011. Collected 23 tackles (two for a loss) with a sack... Redshirted at Illinois in 2010.

PERSONAL

Attended St. Paul's H.S. in Covington, La., where he was named LHSAA 5A Defensive Player of the Year, All-State and New Orleans All-Metro in 2009... Led team to 10-2 record and a district title that season, racking up 12 sacks and 16 tackles for loss as a senior defensive end... Was rated a three-star prospect by both Rivals.com and Scout.com, and an All-region selection by Rivals.com... Also played baseball and ran track in high school... Received bachelor's degree in community health from Illinois before transferring to Louisiana Tech... Earned master's degree in Psychology from Louisiana Tech... Was a two-time Academic All-Big Ten Selection... Full name: William Houston Bates... Son of John and Fran Heaton... Born Dec. 20, 1991.

COMMUNITY

Has quickly become a mainstay in the D.C. area community since joining the team in 2015... In 2016, attended the Kickoff to the Draft Party in partnership with the Washington Redskins Cheerleaders at The Gryphon D.C., spoke to students at J. Michael Lunsford Middle School in Chantilly, Va., to discuss the importance of communication and face-to-face interaction at the EverFi Character Playbook Launch, played alongside fans to benefit children in the second annual Redskins Charity Golf Classic, hosted a pep rally in honor of Ardmore Elementary's first-place finish in the Redskins Read program, celebrated Judith P. Hoyer Montessori School's first-place finish in the Redskins Draft Day Dash School Challenge, celebrated schools that reached touchdown status in the Fuel Up to Play 60 Program by serving as a celebrity coach at Sterling's Park View H.S., served as a coach for the Women of Washington Redskins at the third annual Burgundy and Gold Flag Football Game, led vigorous workout sessions for students at Johnson Middle School in Washington, D.C., at the Redskins FITT Kickoff Event, gave both football and life advice to 400 local high school football players at the 4th and Life High School Football Forum, brought joy to 31 area women battling breast cancer at the team's annual All-Star Survivors Celebration, donated winter coats and Redskins hats to 300 elementary school students from seven local area schools at the eighth annual Share the Warmth event, participated alongside guests at Ryan Kerrigan's Topgolf challenge to promote Kerrigan's Blitz for the Better Foundation, distributed packaged food and turkeys to 2,500 families in need at the 14th annual Harvest Feast at FedExField, played flag football with middle school students from surrounding counties to promote a healthy lifestyle, read to students at Savoy Elementary in Washington, D.C., and welcomed 200 elementary school kids into the Redskins locker room at FedExField to meet Santa and take home toys for Christmas at Skins Santa Shoppe... As a rookie in 2015, paid tribute to active duty members as well as veterans of the armed forces while touring Quantico Marine Base in Prince William County, Va.,

played alongside fans at the Inaugural Redskins Golf Classic, visited active-duty service members and Wounded Warriors at the USD Warrior and Family Center in Bethesda, Md., for the second annual Military Appreciation BBQ, assembled care packages for domestic violence victims at the Fear 2 Freedom event at Redskins Park, waited tables to raise money for Ryan Kerrigan's Blitz for the Better foundation, presented the Play 60 Hometown Grant to Francis Key Scott Middle School in Springfield, Va., participated in the All-Star Survivors Celebration with 31 breast cancer survivors in October, gave advice to high school football players at the 4th & Life forum, distributed hats and coats as part of the Share the Warmth event presented by Macy's and welcomed 1,100 children into the Redskins locker room at FedExField to meet Santa and take home toys for Christmas at Skins Santa Shoppe.

YEAR-BY-YEAR STATS

DEFENSE

Year	Team	G	GS	Tack	Solo	Sack	INT	PD
2015	Was	10	0	4	4	0	0	0
2016	Was	14	0	1	0	0	0	0
Career		24	0	5	4	0	0	0

*Tackle stats according to STATS, LLC

ADDITIONAL

Safeties: 1 in 2015

POSTSEASON

Year	Team	G	GS	Tack	Solo	Sack	PD	FF	FR
2015	Was	1	0	0	0	0	0	0	0
Career		1	0	0	0	0	0	0	0

41



WILL BLACKMON

S

6-0 // 212

11th NFL Season // Boston College

DOB: Oct. 27, 1984 // Bishop Hendricken H.S. (Warwick, R.I.)

TRANSACTIONS

Originally selected by the Green Bay Packers in the fourth round (115th overall) of the 2006 NFL Draft... Re-signed with the Packers on March 17, 2010... Released by the Packers on September 5, 2010... Signed with the New York Giants on October 28, 2010... Released by the Giants on January 1, 2011... Signed with the Giants on November 23, 2011... Signed with the Seattle Seahawks on February 13, 2013... Released by the Seahawks on August 27, 2013... Signed with the Jacksonville Jaguars on August 28, 2013... Re-signed with the Jaguars on March 11, 2014... Released by the Jaguars on February 26, 2015... Signed with the Seattle Seahawks on March 9, 2015... Released by the Seahawks on September 5, 2015... Signed with the Washington Redskins on September 15, 2015... Re-signed with the Redskins on March 15, 2016.

PRO

Joined the Redskins in Week 2 of the 2015 season... Enters 2017 having previously appeared in 96 regular season games with 30 starts, compiling 178 career tackles (133 solo), 23 passes defended, nine forced fumbles, eight fumble recoveries, 3.5 sacks and four interceptions... Has posted 73 career punt returns for 652 yards (8.9 avg.) with three touchdowns and 85 kickoff returns for 1,783 yards (21.0 avg.)... Helped the Giants to a Super Bowl victory in Super Bowl XLVI in 2011... Two-time NFC Special Teams Player of the Week (Week 14 of 2007, Week 1 of 2008).

YEAR-BY-YEAR

2016 (REDSKINS)

Transitioned from cornerback to safety during the offseason. Appeared in 15 games with six starts, compiling 39 tackles (23 solo) with three passes defended, one forced fumble, one interception and a half-sack... Recorded a 29-yard kickoff return vs. PIT (9/12), his first kickoff return since Dec. 11, 2011, with the Giants... Made an assisted tackle vs. DAL (9/18)... Recorded two tackles (one solo) and a forced fumble in a win at NYG (9/25)... Started in a win vs. CLE (10/2), making seven tackles (four solo)... Posted two solo tackles and tied a career long with a 45-yard kickoff return in a win at BAL (10/9)... Recorded a team-high-tying six tackles (three solo) including a half-sack in a win vs. PHI (10/16)... Tallied four tackles (three solo) and two passes defended at DET (10/23)... Contributed on defense and special teams in a tie against CIN (10/30) in London... Recorded four tackles (three solo) in a win vs. MIN (11/13)... Made two solo tackles in a win vs. GB (11/20)... Played on defense at DAL (11/24)... Added four solo tackles at ARI (12/4)... Inactive with a concussion at PHI (12/11)... Returned a kickoff 17 yards vs. CAR (12/19)... Posted a solo tackle and an interception in a win at CHI (12/24)... Returned the interception a career-long 79 yards, the Redskins' longest interception since a 92-yard return by DeAngelo Hall at Chicago on Oct. 24, 2010... Contributed six tackles (two solo) vs. NYG (1/1).

2015 (SEAHAWKS/REDSKINS)

Signed with the Seahawks for his second tenure in Seattle on March 9, but was released during final cuts... Joined the Redskins in Week 2... Played in 15 regular season games with 10 starts for Washington and started one postseason contest. Posted career highs in tackles (46), solo tackles (37), forced fumbles (three) and interceptions (two) during the

season... Made Redskins debut vs. STL (9/20)... Recorded three solo tackles at NYG (9/24)... Made a solo tackle vs. PHI (10/4)... Made his first start as a member of the Redskins at ATL (10/11), posting seven tackles (six solo), a pass defended and a forced fumble... Started at NYJ (10/18), adding a solo tackle... Started and contributed two solo tackles and a pass defended in the largest comeback win (24 points) in team history vs. TB (10/25)... Recorded eight tackles (three solo), one forced fumble and one fumble recovery in a start at NE (11/8)... Contributed two tackles (one solo) in reserve in a win vs. NO (11/15)... Registered a solo tackle and a pass defended at CAR (11/22)... Recorded three tackles (one solo) and his first interception as a member of the Redskins in a win vs. NYG (11/29)... Posted two solo tackles and his second fumble recovery of the season vs. DAL (12/7)... Made two solo tackles in a win at CHI (12/13)... Recorded four solo tackles and a sack in a win vs. BUF (12/20)... Registered three solo tackles in a division-clinching win at PHI (12/26)... Led team with seven tackles (all solo) and posted his career-high second interception of the season and his career-high third forced fumble in regular season finale at DAL (1/3)... Made his first career postseason start and recorded career-high eight tackles (six solo) in NFC Wild Card Round vs. GB (1/10).

2014 (JAGUARS)

Appeared in eight games, making four starts. Accrued 28 tackles (21 solo) with one sack and one forced fumble... Saw extensive action at nickel and led secondary with four solo tackles at PHI (9/7)... Collected four tackles (two solo) at WAS (9/14)... Made three solo tackles vs. IND (9/21)... Started at SD (9/28) and posted season-high five tackles (one for loss)... Started vs. PIT (10/5) and produced five tackles (three solo)... Registered second career sack at TEN (10/12), forcing a Charlie Whitehurst fumble in the process... Finished with two solo tackles vs. CLE (10/19)... Started vs. MIA (10/26) and produced three tackles (two solo)... Inactive (finger) at CIN (11/2)... Placed on Reserve/Injured list on Nov. 4.

2013 (SEAHAWKS/JAGUARS)

Spent the offseason with the Seahawks... Signed with the Jaguars on Aug. 28, a day after being released by Seattle... Played in career-best 15 games for Jacksonville with eight starts, finishing with 41 tackles (31 solo), 10 passes defended, three tackles for loss, two forced fumbles, one fumble recovery and one interception... Produced three tackles (one solo stop) at OAK (9/15)... Registered a season-high seven tackles (four solo) along with one tackle for loss and one pass defended at SEA (9/22)... Posted three tackles, his first career INT and a career-high four passes defended vs. IND (9/29). Intercepted Andrew Luck on a tipped ball on the first drive of the game but an offsides penalty nullified the play. Intercepted Luck on the Colts' next series for his first career pick... Made six tackles (four solo) and forced a fumble at DEN (10/13)... Sealed a win vs. TEN (11/10) with a sack/forced fumble/fumble recovery of QB Ryan Fitzpatrick, returning it 21 yards for a touchdown... Inactive (shoulder) at HOU (11/24)... Finished with five solo tackles including one stop for loss vs. TEN (12/22)... Totaled five tackles (four solo) and one pass defended at IND (12/29).

2012 (GIANTS/AFL)

Released by the Giants on March 13, 2012... Signed with the Arizona Rattlers of the Arena Football League but did not appear in game action for the team.

2011 (GIANTS)

Appeared in six games, recording two solo tackles... Registered two solo tackles vs. GB (12/4)... Made one special teams tackle at DAL (12/11) and at NYJ (12/24) and made two special teams tackles vs. DAL (1/1)... Played in all four postseason games, helping the Giants to a title in Super Bowl XLVI.

2010 (PACKERS/GIANTS)

Released by the Packers during final cuts... Signed with the Giants on Oct. 28... Contributed one solo tackle and one special teams tackle in five games for New York.

2009 (PACKERS)

Appeared in three games: vs. CIN (9/20), at STL (9/27) and at MIN (10/5).

2008 (PACKERS)

Played in all 16 games and made one start... Posted career highs in punt returns (36), punt return yards (398) and punt return touchdowns (two)... Became only the fourth player in Packers history to return multiple punts for TDs in the same season... Registered 19 tackles (16 solo) on the season and posted two forced fumbles and four fumbles recovered... Made four tackles (three solo) at DET (9/14)... Registered three special teams tackles vs. DAL (9/21)... Started and recorded four solo tackles vs. IND (10/19)... Recorded a season-high four special teams tackles at CHI (12/22).

2007 (PACKERS)

Appeared in nine games with one start... Scored his first two NFL touchdowns in the same game in 2007, returning a punt 57 yards and recovering a fumble on a punt return vs. DAK (12/9)... Recorded one pass defense at STL (12/16)... Started at cornerback and recorded one tackle and one special teams tackle vs. DET (12/30).

2006 (PACKERS)

Active for four games... Made NFL debut at MIA (10/22)... Also earned playing time vs. ARI (10/29), at BUF (11/5) and at MIN (11/12).

COLLEGE

Played collegiately in 48 games, including 34 starts, at Boston College... Was a three-year starter from 2003-05, spending his first three years at cornerback (22 starts) before switching to wide receiver as a senior and leading team in catches and receiving yards... Earned all-conference distinction in his final three seasons... Finished career with 141 tackles, eight interceptions, 22 passes broken up, three forced fumbles, and two fumble recoveries... Recorded 3,995 all-purpose yards and six touchdowns as a WR and return specialist. Fell just 222 yards shy of the NCAA Division I-A kickoff return yardage record... Established school records in career kickoff-return yardage (2,700), career kickoff returns (110), single-season kickoff-return yardage (922) and single-season kickoff returns (36)... Started all 12 games at wide receiver as a senior but saw action on both sides of the ball. Earned All-ACC second-team honors at WR and led team in receptions (51) and receiving yards (763) with four touchdowns. Returned 22 kickoffs for 489 yards (22.2-yard average) and 15 punts for 132 yards (8.8-yard average)... Played in all 12 games as a junior, starting nine at cornerback, and becoming first player in school history to return both a punt and kickoff for a TD in the same season. Was a second-team All-Big East selection... Started all 13 games at cornerback as a sophomore and earned second-team All-Big East honors... Saw action in 11 games as a freshman, posting 29 tackles (22 solo), one interception among two passes broken up, one forced fumble and a fumble recovery.

PERSONAL

Attended Bishop Hendricken H.S. in Warwick, R.I., where his No. 27 jersey was retired in 2008... Earned 2001 All-America first-team honors from USA Today, ESPN.com, SuperPrep and PrepStar as a senior... Three-year letterman... Selected to participate in the 2002 U.S. Army All-American Game... Named Gatorade Rhode Island Player of the Year after his senior season, in which he rushed for 1,618 yards and 24 TDs. Also had 100 tackles and three INTs... Chosen as the top player in New England by SuperPrep and PrepStar... Two-time all-state and three-time all-city honoree... Lettered in track three years, winning the 100-meter dash in the Rhode Island state meet (10.87)... Majored in English... Son of Wayne Blackmon... Married to his wife, Shauna, and has two children, a son, Ryder, and a daughter, Jade... Born Oct. 27, 1984.

YEAR-BY-YEAR STATS

DEFENSE

Year	Team	G	GS	Tack	Solo	Sack	INT	PD
2006	GB	4	0	0	0	0	0	0
2007	GB	9	1	2	2	0	0	1
2008	GB	16	1	19	16	0	0	0
2009	GB	3	0	0	0	0	0	0
2010	NYG	5	0	1	1	0	0	0
2011	NYG	6	0	2	2	0	0	0
2013	Jax	15	8	41	31	1	1	11
2014	Jax	8	4	28	21	1	0	0
2015	Was	15	10	46	37	1	2	8
2016	Was	15	6	39	23	0.5	1	3
Career		96	30	178	133	3.5	4	23

*Tackle stats according to STATS, LLC

KICK RETURN

Year	Team	KR	Yds	Avg	Lg	TD
2007	GB	1	3	3	3	0
2008	GB	55	1157	21	45	0
2009	GB	10	233	23.3	28	0
2010	NYG	13	238	18.3	42	0
2011	NYG	2	43	21.5	32	0
2013	Jax	0	0	-	-	0
2016	Was	4	109	27.3	45	0
Career		85	1783	21	45	0

PUNT RETURN

Year	Team	PR	Yds	Avg	Lg	TD
2007	GB	8	106	13.3	57t	1
2008	GB	36	398	11.1	76t	2
2009	GB	3	11	3.7	6	0
2010	NYG	14	94	6.7	22	0
2011	NYG	6	25	4.2	16	0
2013	Jax	5	2	0.4	5	0
2016	Was	1	16	16	16	0
Career		73	652	8.9	76t	3

ADDITIONAL

FF-FR: 0-1 in 2007, 2-4 in 2008, 2-1 in 2013, 1-0 in 2014, 3-2 in 2015, 1-0 in 2016

FR TD: 1 in 2007, 1 in 2013

POSTSEASON

Year	Team	G	GS	Tack	Solo	Sack	INT	PD
2011	NYG	4	0	0	0	0	0	0
2015	Was	1	1	8	6	0	0	0
Career		5	1	8	6	0	0	0

CAREER HIGHS

SINGLE-GAME

Total Tackles:	8, vs. Green Bay (1/10/16)
Solo Tackles:	7, at Dallas (1/3/16)
Interceptions:	1, four times, last at Chicago (12/24/16)
Passes Defended:	4, vs. Indianapolis (9/29/13)
Sacks:	1, three times, last vs. Buffalo (12/20/16)
Forced Fumbles:	1, nine times, last at NY Giants (9/25/16)
Fumble Recoveries:	1, eight times, last vs. Dallas (12/7/15)
Punt Return Yards:	78, vs. Minnesota (9/8/08)
Punt Return Average:	37.5, at Minnesota (11/9/08)
Punt Return TD:	1, three times, last at MIN (11/9/08)
Kick Return Yards:	159, at New Orleans (11/24/08)
Kick Return Average:	32.0, twice, last vs. GB (12/4/11)

72

KEVIN BOWEN

T**6-9 // 346****1st NFL Season // East Central (Okla.)****DOB: July 3, 1993 // Helix Charter H.S. (La Mesa, Calif.)**

TRANSACTIONS

Originally entered the NFL with the Washington Redskins as a college free agent on May 6, 2016.

YEAR-BY-YEAR

2016 (REDSKINS)

Waived with an injured designation on Aug. 18 and spent the season on the team's Reserve/Injured list.

COLLEGE

Played collegiately at East Central University in Oklahoma in 2014-15 after spending his first two seasons at Southwestern College... Started all 11 games in 2015, helping the Tigers to average 449.3 yards of offense per game... Played in seven games, starting three, in 2014. Part of offensive line that helped propel the Tigers to 156.2 rushing yards per game... Spent his first two seasons at Southwestern College in Chula Vista, Calif., helping the team to a 19-3 record during his two-year tenure... Played left tackle and did not give up a sack in two seasons with the Jags, earning first-team all-conference honors as a sophomore.

PERSONAL

Attended Helix Charter H.S. in La Mesa, Calif... Born July 3, 1993.

COMMUNITY

As a rookie in 2016, participated in recess events alongside 200 students from various D.C. schools at a Play 60 event, played alongside fans to benefit children in the second annual Redskins Charity Golf Classic, read class favorites to middle school students and also served as a judge for a touchdown dance competition at Raymond Education Campus in Washington, D.C., and participated in a financial literacy course hosted by eighth grade students at Kenmoor Middle School at Junior Achievement's Finance Park in Hyattsville, Md.

26

BASHAUD BREELAND

CB**5-11 // 195****4th NFL Season // Clemson****DOB: Jan. 30, 1992 // Allendale-Fairfax H.S. (Allendale, S.C)**

HONOR ROLL

NFL.com All-Rookie Team (2014)

TRANSACTIONS

Originally selected by the Washington Redskins in the fourth round (102nd overall) of the 2014 NFL Draft.

PRO

Enters 2017 credited by STATS with 214 career tackles (172 solo), 41 passes defended, seven forced fumbles, two fumble recoveries and seven interceptions in 45 games with 43 starts... From 2014-16, became the first member of the Redskins since Fred Smoot (2001-03) to open a career with multiple interceptions in three straight seasons... Played in all 16 games as a rookie in 2014, making 15 starts. His 15 starts were the third-most by a rookie cornerback in Redskins history, trailing only Champ Bailey (16 in 1999) and Pro Football Hall of Famer Darrell Green (16 in 1983)... Named to Gil Brandt's 2014 All-Rookie Team.

YEAR-BY-YEAR

2016 (REDSKINS)

Started all 14 games in which he appeared, compiling 71 tackles (60 solo), 11 passes defended, two forced fumbles and setting career highs with three interceptions and one sack... Became the first member of the Redskins since Fred Smoot (2001-03) to open a career with multiple interceptions in three straight seasons... Made nine tackles (six solo) and recorded the fifth interception of his career vs. PIT (9/12)... Tied for a team-high with 10 tackles (nine solo) and added two passes defended vs. DAL (9/18)... Exited at NYG (9/25) with an ankle injury... Inactive vs. CLE (10/2) and at BAL (10/9)... Returned to action in a win vs. PHI (10/16), recording four tackles (two solo)... Tallied three solo tackles and a pass defended at DET (10/23)... Recorded three solo tackles in a tie against CIN (10/30) in London... Posted six tackles (five solo) in a win vs. MIN (11/13)... Notched eight tackles (seven solo) and a pass defended in a win vs. GB (11/20)... Tallied four tackles (three solo) at DAL (11/24)... Recorded six tackles (five solo), a forced fumble and a pass defended at ARI (12/4)... Recorded seven solo tackles, his first career sack and a forced fumble in a win at PHI (12/11)... Recorded four tackles (three solo) and a season-high three passes defended vs. CAR (12/19)... Posted two solo tackles and a career-high two interceptions in a win at CHI (12/24). He and Josh Norman combined to give the Redskins multiple players with multiple interceptions in a single game for the first time in records available dating back to 1960... Contributed five solo tackles vs. NYG (1/1).

2015 (REDSKINS)

Appeared in 15 games with 14 starts, compiling career highs in tackles (81), solo tackles (59), passes defended (16), forced fumbles (three) and fumble recoveries (two). Matched his then-career high with two interceptions... Also started his first career postseason contest... Missed Week 1 vs. MIA (9/13) while serving a suspension... Started and contributed a solo tackle in win vs. STL (9/20)... Added three tackles (two solo) and a pass defended in a start at NYG (9/24)... Recorded five tackles (four solo) and a pass defended vs. PHI (10/4)... Tied career high with four passes

defended at ATL (10/11), adding eight tackles (six solo) and the third interception of his career... Had a career day in a start at NYJ (10/18), recording two fumble recoveries, a forced fumble and an interception in addition to four tackles (three solo). Became the second NFL player this season to record two fumble recoveries and an interception in a single game (Darrelle Revis). Became the first member of the Redskins to recover two opponent fumbles in a single game since LaVar Arrington on Dec. 29, 2002 vs. Dallas. Was also the first member of the Redskins to record interceptions in consecutive games since London Fletcher in three straight games across Weeks 14-16 of the 2012 season... Posted a career-high 13 tackles (eight solo) in a start vs. TB (10/25). His touchdown-saving tackle of Doug Martin helped force a field goal that allowed Washington to complete the largest comeback win (24 points) in team history vs. TB... Made one tackle at NE (11/8)... Started and recorded a team-high nine tackles (six solo) and a forced fumble in a win vs. NO (11/15)... Registered 11 tackles (eight solo) at CAR (11/22)... Notched five tackles (four solo) and tied his career high with four passes defended in a win vs. NYG (11/29)... Posted five tackles (four solo) and a pass defended vs. DAL (12/7)... Made five tackles (four solo) and recorded a crucial pass defended late in a win at CHI (12/13)... Recorded five tackles (four solo) in a win vs. BUF (12/20)... Notched three solo tackles, his career-high 15th pass defended of the season and his career-high third forced fumble of the season in a division-clinching win at PHI (12/26)... Posted four tackles (three solo) and a pass defended in regular season finale at DAL (1/3)... Compiled seven tackles (five solo), a forced fumble and a fumble recovery in first career postseason game in NFC Wild Card Round vs. GB (1/10).

2014 (REDSKINS)

Started 15 of the 16 games in which he appeared as a rookie, posting 62 total tackles (53 solo), 14 passes defended, two forced fumbles and two interceptions. Became the first Redskins rookie to finish a season with sole possession for the team lead in interceptions since Fred Smoot in 2001... Made his NFL debut at HOU (9/7), starting as a third cornerback and registering a solo tackle... Started as a third cornerback vs. JAX (9/14)... Recorded three solo tackles and the first forced fumble of his career at PHI (9/21)... Started and made three solo tackles vs. NYG (9/25)... Registered three tackles (one solo) in a start vs. SEA (10/6)... Started and made five solo tackles at ARI (10/12)... Started and recorded his first career interception and a then-career-high five solo tackles vs. TEN (10/19)... Started and had a career day in an overtime win at DAL (10/27), recording career highs in tackles (six, all solo), passes defended (four) and matching a career high in forced fumbles (one). Had two red zone passes defended against Dez Bryant and secured the win by knocking down a Tony Romo pass on the final play of overtime... Started and notched five tackles (four solo) and two passes defended at MIN (11/2)... Started and made three tackles (two solo) vs. TB (11/16)... Started and contributed five tackles (four solo) and a pass defended at SF (11/23)... Started at IND (11/30) and notched four tackles (three solo)... Started and recorded two solo tackles and a pass defended vs. STL (12/7)... Started and notched five solo tackles and a team-high three passes defended at NYG (12/14)... Started and recorded four tackles (two solo) and a crucial late-game interception to set up the team's game-winning field goal drive vs. PHI (12/20)... Started and tied for the team lead with 10 tackles (eight solo) vs. DAL (12/28).

COLLEGE

Played at Clemson from 2010-13, compiling 159 tackles (8.5 for loss), three sacks, six interceptions, 20 pass breakups and two forced fumbles across in 37 career games with 24 starts... Earned second-team All-ACC honors from the media as a junior in 2013, playing 13 games (with 12 starts) and adding 74 tackles, four picks, two sacks, and a team-high 13 pass breakups in 13 games (12 starts). Tied for fifth in the ACC in interceptions... Appeared in 10 games with five starts as a sophomore in 2012, finishing the year with 32 tackles, a sack and three pass breakups... Had 53 tackles, two interceptions (returned for 93 yards) and four pass breakups during a redshirt freshman campaign that saw him start seven of the 14 games in which he appeared in 2011. Recorded first career interception at Maryland, a one-handed pick with Clemson down 35-17 that sparked the Tigers' rally to a 56-45 victory... Redshirted in 2009.

PERSONAL

Attended Allendale-Fairfax H.S. in Allendale, S.C., where he led his team to a 10-2 record as a senior. Rushed for 1,270 yards and 15 touchdowns that season and was an all-state selection by The State... Ranked as the No. 55 athlete in the nation and the No. 15 player in South Carolina by Rivals.com... Was also a starter on the basketball team and was one of the top track performers in South Carolina. Won a state title in the 400m hurdles as a sophomore and junior and helped his team to the state title in track as a junior... Majored in community recreation, sport, & camp management... Has a daughter, Jaelle Nicole Breeland... Born Jan. 30, 1992.

COMMUNITY

In 2016, greeted fans and posed for pictures at FedExField at the team's annual Draft Day Party, played alongside fans to benefit children in the second annual Redskins Charity Golf Classic, celebrated schools that reached touchdown status in the Fuel Up to Play 60 Program by serving as a celebrity coach at Park View H.S. in Sterling, Va., hosted Dine to Donate night at Applebee's in Sterling, Va., as part of a five-week campaign to raise money for the holiday season, participated alongside guests at Ryan Kerrigan's Topgolf challenge to promote Kerrigan's Blitz for the Better Foundation, and helped deliver 157 Leesa mattresses to children at Youth for Tomorrow in Bristow, Va... Participated in the inaugural Redskins Golf Classic in 2015... Contributed to the Washington Redskins Charitable Foundation in 2014, stressing the importance of staying on the right path on a panel at the Fairfax Juvenile Detention Center, raising money for Redskins Read book drive and visiting hematology patients at a Washington, D.C. Ronald McDonald House.

YEAR-BY-YEAR STATS

DEFENSE

Year	Team	G	GS	Tack	Solo	Sack	INT	PD
2014	Was	16	15	62	53	0	2	14
2015	Was	15	14	81	59	0	2	16
2016	Was	14	14	71	60	1	3	11
Career		45	43	214	172	1	7	41

*Tackle stats according to STATS, LLC

ADDITIONAL

FF-FR: 2-0 in 2014, 3-2 in 2015, 2-0 in 2016

KICK RETURN

Year	Team	KR	Yds	Avg	Lg	TD
2016	Was	1	18	18.0	18	0
Career		1	18	18.0	18	0

POSTSEASON

Year	Team	G	GS	Tack	Solo	Sack	INT	PD
2015	Was	1	1	7	5	0	0	0
Career		1	1	7	5	0	0	0

ADDITIONAL POSTSEASON

FF-FR: 1-1 in 2015

CAREER HIGHS

SINGLE-GAME

Total Tackles:	13, vs. Tampa Bay (10/25/15)
Solo Tackles:	9, vs. Dallas (9/18/16)
Interceptions:	2, at Chicago (12/24/16)
Sacks:	1, at Philadelphia (12/11/16)
Passes Defended:	4, three times, last vs. NYG (11/29/15)
Forced Fumbles:	1, six times*, last at Arizona (12/4/16)
	* Regular season
Fumble Recoveries:	2, at NY Jets (10/18/15)

34

MACK BROWN

RB**5-11 // 213****2nd NFL Season // Florida****DOB: Sept. 24, 1991 // Martin Luther King, Jr. H.S. (Lithonia, Ga.)**

TRANSACTIONS

Originally entered the NFL with the Houston Texans as a college free agent on May 11, 2015... Waived by the Texans on June 2, 2015... Signed with the Washington Redskins on July 27, 2015... Waived by the Redskins on September 5, 2015... Signed to the Redskins' practice squad on October 20, 2015... Released from the Redskins' practice squad on November 19, 2015... Signed to the Redskins' practice squad on December 10, 2015... Waived on September 3, 2016... Signed to the Redskins' practice squad on September 4, 2016... Signed to the Redskins' active roster on October 28, 2016.

PRO

Enters 2017 having previously appeared in nine career games for the Redskins, recording 82 rushing yards and one touchdown on eight carries.

YEAR-BY-YEAR

2016 (REDSKINS)

Appeared in nine games, contributing primarily on special teams. Rushed eight times for 82 yards and caught one pass for a two-yard loss on the year... Waived during final cuts but signed to the team's practice squad a day later... Promoted to the team's active roster in Week 8... Made NFL debut on special teams in a tie against CIN (10/30) in London... Contributed on special teams in a win vs. MIN (11/13)... Played on offense and special teams in a win vs. GB (11/20)... Appeared on special teams at DAL (11/24) and at ARI (12/4)... Played on special teams in a win at PHI (12/11)... Appeared on special teams vs. CAR (12/19)... Gained a team-high 82 yards on eight carries including a 61-yard touchdown run in a win at CHI (12/24)... Played on special teams vs. NYG (1/1).

2015 (TEXANS/REDSKINS)

Joined the Redskins in training camp after entering the league as a college free agent with the Texans... Recorded two different stints on the Redskins' practice squad during the year.

COLLEGE

Played collegiately at Florida from 2010-14, where he appeared in 49 games with two starts... Gained 805 career yards on 210 rushing attempts with four rushing touchdowns and served as a key member of the Gators' special teams unit... Played in all 12 games as a senior in 2014, gaining 95 yards on 22 carries including a career-long 47-yarder against Eastern Michigan. Earned the Rex Farris Most Team Spirited Award... Led the Gators with 543 rushing yards in 2013, posting team highs in rushing yards in three games (Toledo, Tennessee, LSU)... In 2012, redshirt sophomore season was highlighted by critical carries late against Texas A&M to help run out the clock and preserve a win... Saw action on special teams as well, recording two tackles... Contributed at running back and on special teams in 2011... Earned a redshirt after appearing in two games in 2010.

PERSONAL

Attended Martin Luther King, Jr. H.S. in Lithonia, Ga., where he rushed for more than 1,700 combined yards and 20 touchdowns across his junior and senior seasons... Named a four-star prospect by both Scout.com and Rivals.com... Ranked as the No. 12 running back in the country by Scout.com... Named to the Top 150 Dream Team by PrepStar Magazine... Participated in the 2010 Under Armour All-American Game... Born Sept. 24, 1991.

YEAR-BY-YEAR STATS

RUSHING

Year	Team	GP	GS	Att	Yds	Avg	Lg	TD
2016	Was	9	0	8	82	10.3	61t	1
Career		9	0	8	82	10.3	61t	1

RECEIVING

Year	Team	GP	GS	Rec	Yds	Avg	Lg	TD
2016	Was	9	0	1	-2	-2	-2	0
Career		9	0	1	-2	-2	-2	0

CAREER HIGHS

SINGLE-GAME

Carries:	8, at Chicago (12/24/16)
Rushing Yards:	82, at Chicago (12/24/16)
Rushing TD:	1, at Chicago (12/24/16)

53

ZACH BROWN

LB**6-1 // 251****6th NFL Season // North Carolina****DOB: Oct. 23, 1989 // Wilde Lake H.S. (Columbia, Md.)**

HONOR ROLL

Pro Bowl selection (2016 season)
Second-team Associated Press All-Pro (2016)

TRANSACTIONS

Originally selected by the Tennessee Titans in the second round (52nd overall) of the 2012 NFL Draft... Signed with the Buffalo Bills as an unrestricted free agent on April 4, 2016... Signed with the Washington Redskins as an unrestricted free agent on April 3, 2017.

PRO

Joined the Redskins as an unrestricted free agent in the 2017 offseason following a breakout Pro Bowl season in Buffalo in 2016... Previously appeared in 65 career regular season games with 49 starts for Tennessee (2012-15) and Buffalo (2016), compiling 408 career tackles (291 solo), 17 passes defended, 14.0 sacks, seven interceptions (including two returned for touchdowns), four forced fumbles and three fumble recoveries.

YEAR-BY-YEAR

2016 (BILLS)

Started all 16 games and led the AFC with 149 tackles (97 solo), second-most in the NFL. Also contributed 4.0 sacks, four passes defended, two forced fumbles and an interception en route to earning his first career Pro Bowl selection... Made Bills debut at BAL (9/11), tying for the team lead with eight tackles (four solo)... Made a then-career-high 14 tackles, (eight solo) vs. NYJ (9/15)... Led Bills with 12 tackles (10 solo) vs. ARI (9/25)... Recorded a career-high 17 tackles (13 solo), two forced fumbles and one sack at NE (10/2), earning AFC Defensive Player of the Week... Added another sack vs. SF (10/16)... Made a team-high 11 tackles (seven solo) including a sack vs NE (10/30)... Made 12 tackles (eight solo) at CIN (11/20), passing the 100-tackle mark for the first time in his career... Recorded his first interception as a Bill vs. PIT (12/11), picking off Ben Roethlisberger... Registered seven tackles (six solo), a sack and a pass defended vs. CLE (12/18)... Posted his sixth 10-stop performance of the year in the finale at NYJ (1/1), posting 11 tackles (four solo) and a pass defended.

2015 (TITANS)

Played in all 16 games with five starts at inside linebacker. Ranked fourth on the team with 77 tackles, according to STATS... Tied for team lead with two interceptions... Notched his first interception of the season in Week 3 vs. IND (9/27), returning a pick of Andrew Luck 45 yards... Posted a season-high 12 tackles (eight solo) vs. MIA (10/18)... Made his second interception of the season at JAX (11/19), picking off Blake Bortles.

2014 (TITANS)

Started the season opener at linebacker before suffering a season-ending injury after just four plays... Was inactive for one additional contest before being placed on the Reserve/Injured list on Sept. 16.

2013 (TITANS)

Played in all 16 games with 13 starts and ranked second on the team with 90 tackles, according to STATS... Tied for third on the team with four sacks. Also collected an interception, five passes defended, a forced fumble and a fumble recovery... Recorded two sacks in the season opener at PIT (9/8), also adding a pass defended... Notched a season-high 12 tackles (11 solo) in an overtime contest at HOJ (9/15) a week later... Added third sack of the season and forced his first fumble of the year vs. NYJ (9/29)... Picked off Matt McGloin at OAK (11/24)... Pushed his season sack total to 4.0 with a sack of Andrew Luck at IND (12/1).

2012 (TITANS)

Appeared in all 16 games with 13 starts as a rookie. Finished the season credited by STATS with 92 tackles... Ranked fourth on the team with 5.5 sacks and finished third on the squad with three interceptions, including two returned for touchdowns... Also added six passes defended, two fumble recoveries and a forced fumble... Made NFL debut vs. NE (9/9)... Recorded first NFL start at SD (9/16), posting his first career 10-tackle game (10 tackles, six solo), forcing his first fumble and notching his first sack... Added another 10-tackle performance vs. CHI (11/4) in addition to recovering a fumble... Made his first career interception at MIA (11/11), returning an interception of Ryan Tannehill 47 yards... Posted 1.5 sacks among his 10 tackles (eight solo) at JAX (11/25)... Recorded his first career multi-sack game vs. NYJ (12/17), bringing down Tim Tebow once and Mark Sanchez once in addition to sealing the victory by recovering a Sanchez fumble... Tied an NFL record in the season finale vs. JAX (12/30) by returning two interceptions for touchdowns, becoming the 31st player in league history to accomplish the feat. Returned a Chad Henne pass 79 yards for a score in the second quarter and returned a Henne pass 30 yards in the third quarter for another. Also added an eight-yard sack of Henne in the contest.

COLLEGE

Played collegiately at North Carolina, starting 23 of the 47 games in which he appeared for the Tar Heels... Opened 11 career games at weakside linebacker and 12 starts at the strongside spot... Recorded 230 career tackles (19 for loss), seven interceptions, 5.5 sacks, four passes defended, three forced fumbles and a fumble recovery... Registered a 70-yard interception return against Virginia in 2010, ranked as the 11th-longest interception runback in school history.

PERSONAL

Attended Wilde Lake H.S. in Columbia, Md., where he was an All-Howard County selection as a senior. Rushed for 1,537 yards and 20 touchdowns that season in addition to collecting more than 90 solo tackles... Full name: Zachary Vinzale Brown. Son of Lewis Brown and Sandra Orr. Born Oct. 23, 1989 in Beaufort, S.C.

YEAR-BY-YEAR STATS

DEFENSE

Year	Team	G	GS	Tack	Solo	Sack	INT	PD
2012	Ten	16	14	92	68	5.5	3	5
2013	Ten	16	13	90	71	4	1	5
2014	Ten	1	1	0	0	0	0	0
2015	Ten	16	5	77	55	0.5	2	3
2016	Buf	16	16	149	97	4	1	4
Career		65	49	408	291	14	7	17

*Tackle stats according to STATS, LLC

ADDITIONAL

FF-FR: 1-2 in 2012, 1-1 in 2013, 2-0 in 2016

INT TD: 2 in 2012

CAREER HIGHS

SINGLE-GAME

Total Tackles:	17, at New England (10/2/16)
Solo Tackles:	12, at New England (10/2/16)
Interceptions:	2, vs. Jacksonville (12/30/12)
Interception TD:	2, vs. Jacksonville (12/30/12)
Passes Defended:	3, vs. Jacksonville (12/30/12)
Forced Fumbles:	2, at New England (10/2/16)
Fumble Recoveries:	1, three times, last vs. Houston (12/29/13)

89

DEREK CARRIER

TE**6-4 // 244****5th NFL Season // Beloit****DOB: July 25, 1990 // Edgerton (Wisc.) H.S.**

TRANSACTIONS

Originally entered the NFL with the Oakland Raiders as a college free agent on May 11, 2012... Waived by the Raiders on August 31, 2012... Signed to the Philadelphia Eagles' practice squad on September 11, 2012... Re-signed with the Eagles on December 31, 2012... Waived by the Eagles on August 25, 2013... Signed to the San Francisco 49ers' practice squad on September 3, 2013... Signed to the 49ers' active roster on November 16, 2013... Traded to the Washington Redskins on August 21, 2015.

PRO

Joined the Redskins via trade during the 2015 preseason... Enters 2017 having previously caught 28 passes for 256 yards with one touchdown in 36 career games with 13 starts.

YEAR-BY-YEAR

2016 (REDSKINS)

Appeared in eight games, catching two passes for 10 yards on the year... Spent the first nine weeks of the season on Reserve/PUP... Activated in Week 10... Made season debut in a win vs. MIN (11/13)... Played on offense and special teams in a win vs. GB (11/20)... Caught a four-yard pass at DAL (11/24)... Made a six-yard catch at ARI (12/4)... Contributed on offense and special teams in a win at PHI (12/11)... Contributed on offense and special teams vs. CAR (12/19)... Played on offense and special teams in a win at CHI (12/24) and vs. NYG (1/1).

2015 (49ERS/REDSKINS)

Joined the Redskins via trade during the preseason and started all 12 games in which he appeared. Finished the season with 17 receptions for 141 yards with one receiving touchdown... Made Redskins debut in Week 1 vs. MIA (9/13), catching two passes for eight yards... Earned second straight start in a two-tight-end set vs. STL (9/20), contributing to the team's 182 rushing yards... Started in a three-tight-end set and contributed on offense and special teams at NYG (9/24)... Caught two passes for 18 yards vs. PHI (10/4)... Started in place of an injured Jordan Reed at ATL (10/11), catching two passes for 27 yards including a seven-yard touchdown in the second quarter and a 20-yard gain on the game-tying drive at the end of regulation... Started in place of Reed at NYJ (10/18) and posted career highs in receptions (four) and receiving yards (39)... Caught two passes for 15 yards in the largest comeback win (24 points) in team history vs. TB (10/25)... Played on offense and special teams at NE (11/8)... Started and caught a 14-yard pass in a win vs. NO (11/15)... Recorded two receptions for seven yards at CAR (11/22)... Caught one pass for six yards in a win vs. NYG (11/29) prior to exiting the game with an Achilles injury... Inactive vs. DAL (12/7)... Caught one pass for seven yards in a win at CHI (12/13) before leaving the game with a knee injury... Placed on Reserve/Injured list on Dec. 15.

2014 (49ERS)

Played in 11 games with one start, recording nine receptions for 105 yards and adding a two-yard rushing attempt... Notched his first career reception on a 22-yard pass from Colin Kaepernick vs. CHI (9/14). Finished the game with three receptions for 41 yards... Made first career start at ARI (9/21)... Placed on Reserve/Injured list on Nov. 27.

2013 (49ERS)

Played in five games, making his NFL debut at NO (11/17).

2012 (RAIDERS/EAGLES)

Spent the offseason with the Raiders as a college free agent before being waived prior to the season... Spent the entire season on the Eagles' practice squad after signing with the team on Sept. 11.

COLLEGE

Attended Beloit College in Wisconsin, where he played in 39 games for the Buccaneers, earning All-Midwest Conference honors twice... Named Wisconsin Football Coaches Association Private College Player as a senior... Set school records in receptions (189), receiving yards (3,111) and receiving touchdowns (29). Also added seven carries for 42 yards and two rushing touchdowns... As a senior, played in 10 games and notched 75 receptions for 1,250 yards and 12 touchdowns in addition to six carries for 39 yards and two rushing touchdowns... As a junior, appeared in 10 games and tallied 64 receptions for 1,044 yards and 12 touchdowns, breaking the school record for receiving touchdowns in a single season... In 2009, played in 10 games and registered 34 receptions for 600 yards and four touchdowns... Played in nine games and recorded 16 receptions for 217 yards and one touchdown as a freshman... Played two years of basketball, starting in 21 games and averaging 8.3 points per game.

PERSONAL

Attended Edgerton (Wisc.) H.S... Spent a summer in college interning with the Chicago Bulls' strength and conditioning department, with aspirations of one day working in physical therapy... Named to the Beloit College dean's list six straight semesters... Majored in health and society... Born July 25, 1990.

COMMUNITY

Visited Haiti in conjunction with Convoy of Hope, working together to teach healthy eating habits and sustainable agriculture techniques to local families... In 2016, spoke to students at J. Michael Lunsford Middle School in Chantilly, Va., to discuss the importance of communication and face-to-face interaction at the EverFi Character Playbook Launch, played alongside fans to benefit children in the second annual Redskins Charity Golf Classic, and donated winter coats and Redskins hats to 300 elementary school students from seven local area schools at the eighth annual Share the Warmth event.

CAREER HIGHS

SINGLE-GAME

Receptions:	4, at NY Jets (10/15/15)
Receiving Yards:	41, vs. Chicago (9/14/14)
Receiving TD:	1, at Atlanta (10/11/15)

YEAR-BY-YEAR STATS

RECEIVING

Year	Team	GP	GS	Rec	Yds	Avg	Lg	TD
2013	SF	5	0	0	0	0	0	0
2014	SF	11	1	9	105	11.7	23	0
2015	Was	12	12	17	141	8.3	20	1
2016	Was	8	0	2	10	5.0	6	0
Career		36	13	28	256	9.1	23	1

ADDITIONAL

Rushing: 1 att. for 2 yds. in 2014

Fumbles-Lost: 1-0 in 2014

55

CHRIS CARTER

LB**6-1 // 240****7th NFL Season // Fresno State****DOB: April 6, 1989 // Henry J. Kaiser H.S. (Fontana, Calif.)**

TRANSACTIONS

Originally selected by the Pittsburgh Steelers in the fifth round (162nd overall) of the 2011 NFL Draft... Waived by the Steelers on August 30, 2014... Signed with the Indianapolis Colts on September 10, 2014... Waived by the Colts on October 6, 2014... Signed with the Cincinnati Bengals on December 3, 2014... Waived by the Bengals on December 15, 2015... Signed by the Baltimore Ravens on December 21, 2015... Re-signed with the Ravens on March 17, 2016... Released by the Ravens on October 12, 2016... Signed with the Colts on October 13, 2016... Signed with the Washington Redskins as an unrestricted free agent on March 16, 2017.

PRO

Veteran who joined the Redskins as an unrestricted free agent in the 2017 offseason... Enters 2017 having previously appeared in 62 regular season games with four starts, posting 15 tackles (nine solo) and three fumbles recovered in those contests.

YEAR-BY-YEAR

2016 (RAVENS/COLTS)

Appeared in the first five games with Baltimore... Joined the Colts in Week 6 and played in nine games, contributing primarily on special teams.

2015 (BENGALS/RAVENS)

Spent the majority of the season with the Bengals, seeing action in 13 contests and totaling six tackles (four solo) and two fumble recoveries... Produced his best outing in the season opener at OAK (9/13), totaling three tackles (two solo) in addition to contributing on special teams... Finished the season with the Ravens, appearing in two games as a reserve and special teams contributor.

2014 (COLTS/BENGALS)

Competed at linebacker and on special teams in his only game with the Colts against TEN (9/28)... Saw action on special teams in three games with the Bengals... Made his NFL postseason debut, competing on special teams, at IND in an AFC Wild Card contest (1/4).

2013 (STEELERS)

Appeared in 13 games with one start, recording one solo tackle and one fumble recovery in addition to his contributions on special teams... Recovered a fumble against CLE (12/29).

2012 (STEELERS)

Started three of the eight contests in which he played, registering five tackles (two solo) and one pass defended... Totaled three tackles (one solo) and one pass defended at OAK (9/23).

2011 (STEELERS)

Saw action in eight games in his rookie season, posting two tackles (one solo) on defense and contributing on special teams.

COLLEGE

Started 38 of the 49 games in which he played at Fresno State, compiling 205 tackles (116 solo), 38.0 tackles for loss, 19.5 sacks, one pass defended and seven forced fumbles... Posted 11.0 sacks, earning Western Athletic Conference Defensive Player of the Year recognition by league coaches as a senior...

PERSONAL

Attended Henry J. Kaiser H.S. in Fontana, Calif., where he posted 106 tackles and 21.0 sacks as a senior... Recorded 89 tackles, 13.0 sacks and one blocked punt as a junior... Earned defensive league MVP, all-state third-team honors and All-California Interscholastic Federation accolades... Majored in philosophy/pre-law... Native of Fontana, Calif... Son of LaGenia and David Carter. Has one brother, David, and one sister, Sadia... Born April 6, 1989.

YEAR-BY-YEAR STATS

DEFENSE

Year	Team	G	GS	Tack	Solo	Sack	INT	PD
2011	Pit	8	0	2	1	0	0	0
2012	Pit	8	3	5	2	0	0	1
2013	Pit	13	1	1	1	0	0	0
2014	Ind/Cin	4	0	0	0	0	0	0
2015	Cin/Bal	15	0	6	4	0	0	0
2016	Bal/Ind	14	0	1	1	0	0	0
Career		62	4	15	9	0	0	1

*Tackle stats according to STATS, LLC

ADDITIONAL

FF-FR: 0-1 in 2013, 0-2 in 2015

POSTSEASON

Year	Team	G	GS	Tack	Solo	Sack	INT	PD
2014	Cin	1	0	0	0	0	0	0
Career		1	0	0	0	0	0	0

51

WILL COMPTON

LB**6-1 // 235****4th NFL Season // Nebraska****DOB: Sept. 19, 1989 // North County H.S. (Bonne Terre, Mo.)**

HONOR ROLL

2016 Defensive Captain

TRANSACTIONS

Originally entered the NFL with the Washington Redskins as a college free agent on May 2, 2013... Waived on August 31, 2013... Signed to the Redskins' practice squad on September 1, 2013... Signed to the Redskins' active roster on December 24, 2013... Re-signed with the Redskins on April 18, 2016... Re-signed with the Redskins on April 24, 2017.

PRO

Former college free agent who made his NFL debut in Week 17 of the 2013 season, provided valuable depth in all 16 games in 2014, blossomed into a productive starter in 2015 and earned team captaincy in 2016... Enters 2017 credited by STATS with 249 tackles (146 solo), two interceptions, one sack, one forced fumble and three fumble recoveries in 48 career regular season games with 30 starts.

YEAR-BY-YEAR

2016 (REDSKINS)

Voted as a defensive captain prior to the season... Started all 15 games in which he appeared, compiling a career-high 104 tackles (60 solo) and adding five passes defended, two fumble recoveries, one forced fumble and an interception... Recorded 13 tackles (five solo) in a start vs. PIT (9/12)... Tied for team lead with 10 tackles (four solo) in addition to registering a pass defended vs. DAL (9/18)... Made two tackles (one solo) and added a pass defended in a win at NYG (9/25)... Led team with 11 tackles (five solo), a forced fumble and a fumble recovery in a win vs. CLE (10/2)... Tied for team lead with nine tackles (eight solo) and made the hit on the game-clinching fourth down incompleteness in a win at BAL (10/9)... Tallied five tackles (three solo) and a pass defended in a win vs. PHI (10/16)... Made seven tackles (five solo) and a pass defended at DET (10/23)... Led Redskins with 10 tackles (eight solo) and recorded his second career interception in a tie against CIN (10/30) in London... Tied for team lead with nine tackles (one solo) in a win vs. MIN (11/13)... Notched nine tackles (six solo) and a fumble recovery in a win vs. GB (11/20)... Added four tackles (two solo) at DAL (11/24)... Posted six solo tackles at ARI (12/4)... Recorded four tackles (three solo) prior to exiting with a knee injury in a win at PHI (12/11)... Inactive with a knee injury vs. CAR (12/19)... Posted two solo tackles in a win at CHI (12/24)... Tallied three tackles (one solo) vs. NYG (1/1).

2015 (REDSKINS)

Played in all 16 regular season games, making 10 starts, and also started one postseason contest. Compiled 93 tackles (51 solo), one sack, one interception and a fumble recovery during the regular season... Made season debut vs. MIA (9/13)... Posted two tackles (one solo) in relief duty vs. STL (9/20)... Started in place of Perry Riley, Jr. at NYG (9/24), recording 11 tackles (eight solo)... Posted a team-high seven tackles (five solo) in a start vs. PHI (10/4)... Made two solo tackles and recorded his first career fumble recovery at ATL (10/11)... Registered an assisted tackle at NYJ (10/18)... Posted four tackles (two solo) in the largest comeback win (24 points) in team history vs. TB (10/25)... Led team with

10 tackles (four solo) at NE (11/8)... Started and contributed eight tackles (two solo) and a pass defended in a win vs. NO (11/15)... Started and recorded nine tackles (two solo) and a pass defended at CAR (11/22)... Led team with eight tackles (four solo) in a win vs. NYG (11/29)... Tied for team lead with seven tackles (four solo) vs. DAL (12/7)... Recorded four solo tackles in a win at CHI (12/13)... Posted five tackles (one solo) in a win vs. BUF (12/20)... Registered nine tackles (eight solo) and his first career sack in a division-clinching win at PHI (12/26)... Recorded five solo tackles and his first career interception in regular season finale at DAL (1/3)... Led Redskins with 12 tackles (five solo) in postseason debut in NFC Wild Card Round vs. GB (1/10).

2014 (REDSKINS)

Appeared in all 16 games, making five starts. Compiled 52 tackles (35 solo) on the year... Played on special teams at HDU (9/7)... Recorded a solo tackle vs. JAX (9/14)... Made a key special teams tackle at PHI (9/21)... Contributed two tackles (one solo) vs. NYG (9/25)... Made two solo tackles vs. SEA (10/6)... Made first career start at ARI (10/12), recording two tackles (both solo)... Started vs. TEN (10/19) and registered six tackles (four solo)... Contributed on defense and special teams in an overtime win at DAL (10/27), adding an assisted tackle... Played on defense and special teams at MIN (11/2)... Contributed an assisted tackle vs. TB (11/16)... Played on special teams at SF (11/23)... Contributed on defense and special teams at IND (11/30)... Earned third start of the season and posted a then-career-high 14 tackles (nine solo) vs. STL (12/7)... Started at NYG (12/14), finishing second on the team with nine tackles (five solo)... Recorded a career-high 15 tackles (11 solo) in a start vs. PHI (12/20)... Played on defense and special teams vs. DAL (12/28).

2013 (REDSKINS)

Spent the first 16 weeks of the season on the team's practice squad... Signed to the team's active roster in Week 17... Made NFL debut on special teams at NYG (12/29).

COLLEGE

Appeared in 50 games with 37 starts as a linebacker at Nebraska... Finished career with 247 tackles, ranking 12th at Nebraska all-time... Two-time All-Big Ten selection... Finished career with four fumble recoveries, one interception returned for a touchdown, 5.0 sacks and 14.5 tackles for a loss... In 2012, named to the All-Big Ten team after recording a team-high three fumble recoveries and 110 tackles as a senior... Returned an interception 24 yards for a touchdown and had 3.0 sacks... In 2011, recorded 82 tackles and seven tackles for a loss, earning an All-Big Ten selection... In 2010, had 15 tackles and one sack in nine games... As a redshirt freshman in 2009, won the starting linebacker job and earned freshman All-Big 12 honors... Helped Nebraska lead the nation in scoring defense with 40 tackles and half a sack... Redshirted in 2008.

PERSONAL

Attended North County H.S. in Bonne Terre, Mo... Was a four-star recruit and ranked the No. 3 player in the state of Missouri by Rivals.com... Ranked the No. 13 middle linebacker in the nation by Scout.com... As a senior, registered 107 tackles, 4.0 sacks, two interceptions, one forced fumble and one recovered fumble... On offense, had 500 rushing yards, 1,000 all-purpose yard and 14 touchdowns... Received first-team all-state honors from Missouri Sportswriters and Broadcasters Association... As a junior, recorded 71 tackles and an interception, earning all-district and all-conference honors... Finishing with 455 rushing yards and 855 receiving yards, earning first-team all-state honors as a receiver... Was a business administration major... Born Sept. 19, 1989.

COMMUNITY

In 2016, attended the Kickoff to the Draft Party in partnership with the Washington Redskins Cheerleaders at The Gryphon D.C., played alongside fans to benefit children in the second annual Redskins Charity Golf Classic, brought joy to 31 area women battling breast cancer at the team's annual All-Star Survivors Celebration, and participated alongside guests at Ryan Kerrigan's Topgolf challenge to promote Kerrigan's Blitz for the Better Foundation... In 2015, participated in the Draft Day Party and the All-Star Survivors Celebration... In 2014, participated in the Get the Ball Rolling Flag Football Experience with 120 middle school students at Redskins Park and played video games with active military members stationed overseas during a Redskins Salute: Pros vs. GI Joes event.

YEAR-BY-YEAR STATS

DEFENSE

Year	Team	G	GS	Tack	Solo	Sack	INT	PD
2013	Was	1	0	0	0	0	0	0
2014	Was	16	5	52	35	0	0	0
2015	Was	16	10	93	51	1	1	3
2016	Was	15	15	104	60	0	1	5
Career		48	30	249	146	1	2	8

*Tackle stats according to STATS, LLC

ADDITIONAL

FF-FR: 0-1 in 2015, 1-2 in 2016

POSTSEASON

Year	Team	G	GS	Tack	Solo	Sack	INT	PD
2015	Was	1	1	12	5	0	0	0
Career		1	1	12	5	0	0	0

CAREER HIGHS

SINGLE-GAME

Total Tackles:	15, vs. Philadelphia (12/20/14)
Solo Tackles:	11, vs. Philadelphia (12/20/14)
Sacks:	1, at Philadelphia (12/26/15)
Interceptions:	1, twice, last at Cincinnati (10/30/16)
Fumble Recoveries:	1, multiple times, last vs. GB (11/20/16)

8

KIRK COUSINS

QB**6-3 // 202****6th NFL Season // Michigan State****DOB: Aug. 19, 1988 // Holland (Mich.) Christian H.S.**

HONOR ROLL

2016 Offensive Captain
 Pro Bowl selection (2016 season)
 2015 PFWA Co-Most Improved Player
 NFL Top 100 Players
 >> No. 85 after 2015, No. 70 after 2016

TRANSACTIONS

Originally selected by the Washington Redskins in the fourth round (102nd overall) of the 2012 NFL Draft... Signed franchise tender on March 3, 2016... Signed franchise tender on March 13, 2017.

PRO

Enters 2017 having appeared in 46 regular season games (41 starts) and two postseason games (one start)... Breakout star of 2015 NFC East title-winning season who earned 2015 PFWA Co-Most Improved Player honors... In 2016, set single-season team records in attempts (606), completions (406) and passing yards (4,917) and matched his team record for 300-yard passing games (seven)... From 2015-16, became the first Redskins quarterback with back-to-back 4,000-yard passing seasons and joined Aaron Rodgers (2008-09) as the only quarterbacks in NFL history to record 4,000 passing yards and four rushing touchdowns in consecutive seasons... Was part of quarterback duo in 2012 that made the Redskins the first team since the 1970 AFL-NFL merger to have two different rookie quarterbacks (Cousins and Robert Griffin III) lead fourth-quarter comeback wins in the same season and the first team in history with two rookie quarterbacks with 300-yard passing games in a single season.

YEAR-BY-YEAR

2016 (REDSKINS)

Voted as an offensive captain prior to the season... Finished the year with single-season team records in attempts (606), completions (406) and passing yards (4,917) and matched his team record for 300-yard passing games (seven). His 4,917 passing yards ranked third in the NFL and were the 15th-most in a season in NFL history... At 307.3 yards per game, he became the first quarterback in team history to average 300 passing yards per game in a season... Started 16 regular season games for a second straight season to join Jason Campbell (2008-09), Mark Rypien (1991-92) and Joe Theismann (1983-84) as the only quarterbacks in team history to start 16 games in back-to-back seasons... Earned NFC Offensive Player of the Month honors for November, posting an NFL-high 362.0 yards per game with an 8:0 touchdown-to-interception ratio in three games. The honor honor was the second of his career, joining linebacker Wilber Marshall as the only players in team history to win multiple Player of the Month awards... Completed 30-of-43 passes for 329 yards with two interceptions vs. PIT (9/12). With an interception on his 21st pass attempt of the game, snapped a streak of 252 consecutive regular season pass attempts at FedExField without an interception, dating back to Week 1 of the 2015 season. The streak - which extended to 298 consecutive attempts when including postseason play - was the longest streak of consecutive home pass attempts without an interception in team history. Ended

streak of consecutive games with a touchdown pass at 17, including postseason play, the second-longest in team history (23, Sonny Jurgensen)... Completed 28-of-46 passes for 364 yards with one touchdown and one interception vs. DAL (9/18). Snapped streak of nine consecutive regular season games with a completion percentage of 65.0 or better, dating back to 2015, tied for the second-longest in the NFL since 1960, trailing only Joe Montana (10 in 1989)... Completed 21-of-35 passes for 296 yards with two touchdowns and no interceptions in a win at NYG (9/25). Was the fourth come-from-behind victory in the fourth quarter in his career. Became the eighth player in team history to record 50 career touchdown passes... Completed 21-of-27 passes for 183 yards with three touchdowns in a win vs. CLE (10/2)... Completed 29-of-41 passes for 260 yards with one touchdown in a win at BAL (10/9)... Completed 18-of-34 passes for 263 yards with two touchdowns and one interception in a win vs. PHI (10/16). Passed Jason Campbell (55) for seventh-most career passing touchdowns in team history... Completed 30-of-39 passes for 301 yards with one passing touchdown at DET (10/23). Also added a career-long 19-yard touchdown run in the fourth quarter... Completed 38-of-56 passes for 458 yards with two touchdowns and one interception in a tie against CIN (10/30) in London. His 38 completions temporarily set a team record, surpassing the previous mark of 33 set by Cousins (Oct. 25, 2015) and Jason Campbell (Nov. 18, 2007). His career-high 458 passing yards were the second-most in a single game in team history, trailing only Brad Johnson's 471-yard performance on Dec. 26, 1999. The game was the second 400-yard passing game of his career, tying him with Mark Rypien and Sonny Jurgensen for the most 400-yard passing games in team history... Completed 22-of-33 passes for 262 yards with two touchdowns and no interceptions in a win vs. MIN (11/13). Passed Gus Frerotte (9,769) for seventh-most passing yards in Redskins history during the game... Completed 21-of-30 passes for 375 yards and tied his season-high with three touchdown passes and no interceptions in a win vs. GB (11/20), earning NFC Offensive Player of the Week and FedEx Air Player of the Week honors. Added to his team record with his 17th career 300-yard passing game, including postseason play. Marked his 16th career 300-yard regular season game, passing Sonny Jurgensen for the most in team history. Became the sixth quarterback in team history to record back-to-back 3,000-yard passing seasons and also became the seventh quarterback to record 10,000 career passing yards with the Redskins... Completed 41-of-53 passes for 449 yards with three touchdowns and no interceptions on Thanksgiving Day at DAL (11/24). Broke his own single-game team record with the 41 completions and also tied Mark Brunell's team record for most pass attempts in a game without an interception. Claimed sole possession of the most career 400-yard passing games in team history with his third career 400-yard effort, passing Sonny Jurgensen and Mark Rypien (two each). Became the first player in team history to record multiple 400-yard passing games in a single season. Pushed his passing touchdowns total this season to 20, as his 2015-16 seasons marked the fifth time in team history a quarterback has produced back-to-back 20-touchdown seasons (Joe Theismann in 1983-84, Sonny Jurgensen in 1966-67 and 1969-70, and Sammy Baugh in 1947-48)... Completed 21-of-37 passes for 271 yards with one touchdown and one interception at ARI (12/4). Threw 36 consecutive pass attempts without an interception until his 37th and final attempt of the game, snapping a career-long streak of 187 consecutive pass attempts without an interception, dating back to Week

B vs. Cincinnati in London, the second-longest streak in team history. Surpassed Jason Campbell (10,860) for sixth on the Redskins' career passing yardage list during the game... Completed 14-of-21 passes for 234 yards with two touchdowns and one interception for a passer rating of 116.0 in a win at PHI (12/11). Eclipsed 4,000 passing yards this season during the contest, becoming the first player in team history with multiple 4,000-yard passing seasons (2015 and 2016)... Completed 32-of-47 passes for 315 yards vs. CAR (12/19). Broke his own team record for passing yards in a single season (4,166, set in 2015) during the contest... Completed 18-of-29 passes for 270 yards with one touchdown and no interceptions for a passer rating of 104.1 in a win at CHI (12/24) while also setting career highs in rushing yards (30) and rushing touchdowns (two) on five rushing attempts. Threw a touchdown pass in his 18th consecutive road game, tying Joe Theismann for the longest streak of road games with a passing touchdown (18 from 1982-85). Tied Sammy Baugh (nine) for the third-most career rushing touchdowns by a Redskins quarterback. Became the second quarterback in NFL history to record 4,000 passing yards and four rushing touchdowns in consecutive seasons (Aaron Rodgers, 2008-09)... Completed 22-of-35 passes for 287 yards with one touchdown and two interceptions vs. NYG (1/1). On a one-yard touchdown pass in the fourth quarter, he registered the seventh 25-touchdown passing season in team history and joined Sonny Jurgensen as the only Redskins with multiple 25-touchdown seasons.

2015 (REDSKINS)

Started all 16 games and one postseason game after being named the starter in late August. Completed 379-of-543 passes (69.8 percent) for 4,166 yards with 29 touchdowns and 11 interceptions for a passer rating of 101.6 in the 2015 regular season and set single-season team records for attempts (543), completions (379), passing yards (4,166) and 300-yard passing games (seven)... Shared PFWA Co-Most Improved Player honors with Panthers CB Josh Norman. Twice earned NFC Offensive Player of the Week honors (Weeks 7 and 10) and was named NFC Offensive Player of the Month in December... His 29 passing touchdowns tied Joe Theismann (29 in 1983) for the second-most in a season in team history. Became the first player in team history to throw a touchdown in all 16 games in a season since the adoption of the 16-game schedule in 1978 and was one of only two NFL quarterbacks to throw a touchdown pass in all 16 regular season games in 2015 (Russell Wilson)... Became the first Redskins quarterback to lead the NFL in completion percentage since Sonny Jurgensen in 1970. Also completed 74.7 percent of his pass attempts in home games, the highest home completion percentage in a season in NFL history, surpassing Jim Harbaugh's 74.3 percent with the Indianapolis Colts in 1997... 117.0 passer rating in home games was the best by a Redskins quarterback since at least 1950, surpassing the 111.8 mark set by Jurgensen in 1970... Became the 12th Redskins quarterback (and the first since 2009) to start all 16 games in a season since the NFL adopted the 16-game schedule in 1978... Started vs. MIA (9/13) and completed 21-of-31 passes for 196 yards with one touchdown... Started vs. STL (9/20), completing 23-of-27 passes for 203 yards and a touchdown in a Week 2 win... Started at NYG (9/24), completing 30-of-49 attempts for 316 yards with one touchdown... Recorded 31 completions on 46 attempts for 290 yards with one touchdown and no interceptions vs. PHI (10/4) in addition to scoring his first career rushing touchdown. Engineered a 15-play, 90-yard drive culminating with a four-yard touchdown pass to Pierre Garçon to complete his first fourth-quarter come-from-behind victory as a starter... Completed 21-of-32 passes for 129 yards with a touchdown and two interceptions at ATL (10/11), forcing overtime with a four-play, 46-yard drive in 24 seconds to set

up a Dustin Hopkins game-tying field goal... Completed 25-of-43 passes for 196 yards with one touchdown and two interceptions at NYJ (10/18)... Completed 33-of-40 passes for 317 yards with three touchdowns and no interceptions, and also rushed three times for 15 yards with a rushing touchdown in the largest comeback win (24 points) in team history vs. TB (10/25). Earned NFC Offensive Player of the Week honors for the performance, as his career-high 33 completions tied Jason Campbell's franchise record (Nov. 18, 2007 against Dallas). Became the first Redskins quarterback to record at least three passing touchdowns and at least one rushing touchdown in a single game since Trent Green on Nov. 22, 1998. Also became the first Redskins quarterback since 1960 to record three 30-completion games in a single season. According to the Elias Sports Bureau, became the first player to throw game-winning passes in the final 30 seconds of the fourth quarter twice in the same calendar month since Drew Bledsoe in December 2005... Completed 22-of-40 passes for 217 yards with one touchdown at NE (11/8)... Completed 20-of-25 passes for 324 yards with a career-high four touchdowns and no interceptions for a passer rating of 158.3 in a 47-14 rout vs. NO (11/15). Earned NFC Offensive Player of the Weeks honors, as his perfect passer rating was the Redskins' first among quarterbacks with at least 20 attempts in records available dating back to 1950. Became the first Redskins quarterback to pass for at least 300 yards and post a rating of at least 150.0 in a game since Pro Football Hall of Famer Sammy Baugh on Oct. 31, 1948... Completed 22-of-30 passes (73.3 percent) for 207 yards with one touchdown and one interception at CAR (11/22)... Completed 20-of-29 passes for 302 yards with one touchdown and no interceptions for a passer rating of 114.4 in a win vs. NYG (11/29). Also added a rushing touchdown... Completed 22-of-31 passes for 219 yards with one touchdown and no interceptions for a passer rating of 101.4 vs. DAL (12/7)... Completed 24-of-31 passes for 300 yards with one passing touchdown, one rushing touchdown and one interception with a passer rating of 104.2 in a win at CHI (12/13)... Completed 22-of-28 passes for 319 yards and tied his career high with four passing touchdowns and added a 13-yard rushing touchdown in a win vs. BUF (12/20). His sixth 300-yard passing game of the season broke team record (Sonny Jurgensen in 1967, Jay Schroeder in 1986 and Mark Rypien in 1989 all had five). With his 14th completion of the day broke the Redskins' franchise record for pass completions in a single season (327, Jason Campbell in 2009). Became only the fourth Redskins quarterback since 1950 to record at least four passing touchdowns and a rushing touchdown in a single game, joining Trent Green (Nov. 22, 1998 vs. Arizona), Rypien (Nov. 10, 1991 vs. Atlanta) and Norm Snead (Oct. 28, 1962 at the New York Giants). Finished regular season home slate having thrown 232 consecutive pass attempts at home without an interception dating back to Week 1, the longest such home streak in team history according to the Elias Sports Bureau... Completed 31-of-46 passes for 365 yards with four touchdowns and zero interceptions with a passer rating of 120.3 in a division-clinching win at PHI (12/26). Added to his single-season team records in 300-yard passing games (seven). Was his third four-touchdown game of the season, tying Jurgensen (three in 1964 and 1967) for the most in a single season by a Redskins quarterback since 1960. Tied Robert Griffin III for the longest streak of 100.0-plus passer rating games (five in 2012) by a Redskins quarterback since 1960... Completed 12-of-15 passes for 176 yards with three touchdowns and no interceptions for a passer rating of 155.1 in regular season finale at DAL (1/3) before exiting in the second quarter. Became the first player in team history to throw three touchdowns in the first quarter of a game. Broke Jay Schroeder's team record for passing yards in a single season (4,109 in 1986) on a 28-yard pass to wide receiver Jamison Crowder. Extended his streak

of games with a touchdown pass to 16, passing Joe Theismann (15 in 1982-83) for sole possession of the second-longest streak in team history and becoming the first player in team history to throw a touchdown in all 16 games in a season since the adoption of the 16-game schedule in 1978. Was his sixth consecutive game with a passer rating of 100.0 or better, the longest streak by a Redskins quarterback in records available back to 1960. Earned NFC Offensive Player of the Month for December... Completed 29-of-46 passes for 329 yards with one passing touchdown and one rushing touchdown in his first postseason start in NFC Wild Card Round vs. GB (1/10). Became the first Redskins quarterback to throw for a touchdown and run for a touchdown in a single postseason game. Also tied Todd Collins' franchise record for completions in a postseason game (29, NFC Wild Card Round at Seattle on Jan. 5, 2008).

2014 (REDSKINS)

Set career highs in games played (six), games started (five), pass attempts (204), completions (126), passing yards (1,710), passing touchdowns (10) and rushing attempts (seven) in 2014... Active but did not play at HOU (9/7)... Entered in relief vs. JAX (9/14) and completed 22-of-33 passes of 250 yards with two touchdowns and a 109.4 passer rating en route to a 41-10 win. Completed his first 12 passes, the longest consecutive completion streak of his career, exceeding his 10 consecutive completions vs. DAL in 2013... Started at PHI (9/21) and completed 30-of-48 passes for 427 yards with three touchdowns and a passer rating of 103.4. Recorded career highs in completions (30), passing yards (427) and passing touchdowns (three). Was the first 400-yard passing day of his career and the first by a Redskins quarterback since Donovan McNabb vs. Houston on Sept. 19, 2010 (426). Earned FedEx Air Player of the Week honors for his performance... Completed 19-of-33 passes for 257 yards with one touchdown and four interceptions in a start vs. NYG (9/25)... Started vs. SEA (10/6) and completed 21-of-36 passes for 283 yards with two touchdowns and no interceptions with a passer rating of 102.0... Started and completed 24-of-38 passes for 354 yards with two touchdowns at ARI (10/12)... Started vs. TEN (10/19) and completed 10-of-16 passes for 139 yards in one half of action... Active but did not play at DAL (10/27)... Inactive at MIN (11/2), vs. TB (11/16), at SF (11/23), at IND (11/30), vs. STL (12/7) and at NYG (12/14)... Active but did not play vs. PHI (12/20) and vs. DAL (12/28).

2013 (REDSKINS)

Appeared in five games, starting the final three of the season... Active but did not play vs. PHI (9/9), at GB (9/15), vs. DET (9/22), at OAK (9/29), at DAL (10/13) and vs. CHI (10/20)... Completed 5-of-9 passes for 48 yards with two interceptions in reserve at DEN (10/27)... Active but did not play vs. SD (11/3), at MIN (11/7), at PHI (11/17), vs. SF (11/25) and vs. NYG (12/1)... Completed 7-of-16 passes for 59 yards in reserve vs. KC (12/8)... Started at ATL (12/15), completing 29-of-45 passes for 381 yards and three touchdowns, all career highs. Became the first Redskins quarterback in the Super Bowl era to throw for 300 yards in each of his first two career starts, according to the Elias Sports Bureau. Threw for 248 yards in the first half, the most in a first half by a Redskins quarterback since Mark Rypien threw for 259 yards in the first two quarters vs. Atlanta on Nov. 10, 1991... Started and completed 21-of-36 passes for 197 yards with one touchdown and one interception vs. DAL (12/22). Also posted two rushing attempts for 10 yards... Started and completed 19-of-49 passes for 169 yards at NYG (12/29).

2012 (REDSKINS)

Played in three regular season games with one start and saw his first postseason action... Was active but did not play as the second quarterback in a season-opening win at NO


(9/9), at STL (9/16), vs. CIN (9/23) and at TB (9/30)... Saw his first action vs. ATL (10/7), entering in relief of the injured Robert Griffin III in the third quarter and completing 5-of-9 passes for 111 yards with a touchdown and two interceptions. His first career pass attempt was a four-yard completion to wide receiver Joshua Morgan. In the fourth quarter, he threw the first touchdown pass of his career, finding Santana Moss for a 77-yard touchdown. With the pass, the Redskins became the first team since the 1941 Chicago Cardinals to have two rookie quarterbacks each throw a touchdown pass of 75+ yards in the same season... Active but did not play vs. MIN (10/14), at NYG (10/21), at PIT (10/28), vs. CAR (11/4), vs. PHI (11/18), at DAL (11/22) and vs. NYG (12/3)... Led the first fourth-quarter comeback of his career, replacing Griffin III in the final two minutes of a win vs. BAL (12/9). Led an eight-point fourth-quarter comeback, making the Redskins the first team since the 1970 AFL-NFL merger to have two different rookie quarterbacks lead fourth-quarter comeback wins in the same season. Hit Pierre Garçon for an 11-yard touchdown and then converted the game-tying two-point conversion on a quarterback draw, marking the first time in team history that the Redskins had scored a two-point conversion to send a game to overtime. The comeback was named the NFL GMC Never Say Never Moment of the Week... Made his first career start in a win at CLE (12/16), completing 26-of-37 passes for 329 yards with two touchdowns, all career highs. He and Griffin III became the first duo to each have started a game for the Redskins as rookies in the same season since Heath Shuler and Gus Frerotte in 1994. With Cousins' victory in Week 15 and Griffin III's win in Week 1, the Redskins became the first team in a non-strike season to have two different rookie quarterbacks win their first career starts in the same season since rookies John Elway and Gary Kubiak won their starting debuts with the Denver Broncos in 1983. The game was Cousins' first 300-yard passing performance, as the Redskins became the first team in NFL history to have two different rookie quarterbacks post 300-yard passing games in the same season. Won Pepsi NFL Rookie of the Week and GMC Never Say Never Moment of the Week for his efforts... Active but did not play at PHI (12/23) and vs. DAL (12/30)... Completed three-of-10 passes for 31 yards in relief of an injured Griffin III in the NFC Wild Card Round vs. SEA (1/6).

COLLEGE

Appeared in 45 games, starting 39 of his last 40 contests, completing 723-of-1,128 passes (64.1 percent) for 9,131 yards, 66 touchdowns and 30 interceptions... Gained 9,004 yards on 1,239 plays, an average of 7.3 yards per snap and 200.1 yards per game... Graduated as the school record-holder with 66 career touchdown passes, topping the previous mark of 61 by Jeff Smoker (2000-03)... Exited Michigan State ranking tenth on the Big Ten Conference all-time touchdown passes list (66)... His 25 touchdown passes in 2011 broke the old school season record of 22 by Drew Stanton in 2005... Threw for at least two touchdowns in 19 starts... Set school record for career pass completions (723)... His 34 completions vs. Notre Dame in 2011 were one shy of Smoker's school single-game record (35 vs. Ohio State in 2003)... One of seven players in school history to complete at least 60 percent of his passes for MSU, as his pass completion percentage of 64.1 was second in school history and tied for seventh in Big Ten Conference history... Established a Michigan State career-record with a 146.1 pass efficiency rating, topping the old mark of 142.3 by Gene Glick (1946-49)... Broke school record with 9,004 yards in total offense for his career... Was only the second player in Spartan history to be named team captain as a sophomore and the first since 1949... Set the school career record with 26 games throwing for at least 200 yards... As of 2011, was

one of only 16 players in the history of the university to earn Academic All-Big Ten Conference honors all four seasons.

PERSONAL



In the 2013 offseason, published his first book, "Game Changer: Faith, Football, & Finding Your Way"... Attended Holland (Mich.) Christian H.S., where he lettered in football, baseball and basketball... Earned All-Ottawa-Kent Conference honors as a quarterback for the football team, as a pitcher for the baseball squad and as a shooting guard for basketball... Was a three-star prospect by Rivals.com, which rated him Michigan's 27th-best overall prospect... Finished prep career completing 198-of-

366 passes for 3,204 yards, 40 touchdowns and 18 interceptions in 16 games, with at least three touchdown passes in nine of those contests... In 2006, was an all-state and academic all-state honorable mention choice by the Michigan High School Football Coaches Association, as he went on to set 35 school game-, season- and career-records en route to garnering Area Player of the Year accolades... That season, he completed 130-of-231 throws (.563) for 2,088 yards, 28 touchdowns and 10 interceptions as a senior, leading the Maroons to a program-best 7-3 record while qualifying for the playoffs for the first time in school history... Graduated from Michigan State in December 2011 with a 3.68 grade point average, majoring in kinesiology... Participated in the Spartan Buddies program, volunteering in the pediatric ward at Sparrow Hospital in Lansing and in the Athletes in Action sports ministry... Served as the color analyst on the Big Ten Network broadcast of Michigan State's Green-White Spring Game from 2013-15... Son of MaryAnn and Don Cousins... Father is a minister and mother is a flight attendant... Brother, Kyle, lettered four times as a pitcher at Calvin College (Grand Rapids, Mich.)... Married his wife, Julie, in the 2014 offseason... Born Aug. 19, 1988.

COMMUNITY

Has used his platform to improve the lives of people in the D.C. area and worldwide... Worked closely with International Justice Mission in 2015, selling "You Like That!" T-shirts to benefit the human rights organization that rescues victims of violence, sexual exploitation, slavery and human trafficking. Proceeds from shirt sales resulted in more than \$40,000 for the organization... Frequently serves as a guest speaker at churches around the country... Has fostered dogs from the "Doodle Rescue" and "Friends of Homeless Animals" organizations, giving homeless dogs a home until they find permanent families... With his wife, Julie, donated to Joe Gibbs' Youth for Tomorrow as well as local churches, including Cornerstone Chapel and Grace Covenant Church, among others... Annually holds a summer youth football camp in his hometown (more information at KirkCousins.org)... In 2016, served as the honorary chair for the Humane Society's 10th annual Fashion For Paws Runway Show, supported local teenage boys and girls experiencing traumatic circumstances with their families at the Burgundy and Gold Banquet and participated alongside guests at Ryan Kerrigan's Topgolf challenge to promote Kerrigan's Blitz for the Better Foundation... In 2015, Distributed hats and coats as part of the Share the Warmth event presented by Macy's and acted as a celebrity waiter at a special dinner event to raise money for Ryan Kerrigan's Blitz for the Better foundation in 2015. Also played alongside fans at the inaugural Redskins Golf Classic... In 2014, volunteered at Tyler's Kids Outreach Football Camp and Extreme Recess events at Redskins Park... Waited tables at Ryan Kerrigan's 2014 Blitz for the Better Foundation fundraising events. Also helped raise funds for breast cancer research and services for the American Cancer Society at the SACK Cancer Gala in 2014.

YEAR-BY-YEAR STATS

PASSING

Year	Team	G	GS	Att	Comp	Pct	Yds	Yd/A	TD	Int	Lg	Rate
2012	Was	3	1	48	33	68.8	466	9.7	4	3	77t	101.6
2013	Was	5	3	155	81	52.3	854	5.5	4	7	32	58.4
2014	Was	6	5	204	126	61.8	1710	8.4	10	9	81t	86.4
2015	Was	16	16	543	379	69.8	4166	7.7	29	11	78t	101.6
2016	Was	16	16	606	406	67	4917	8.1	25	12	80t	97.2
Career		46	41	1556	1025	65.9	12113	7.8	72	42	81t	93.6

RUSHING

Year	Team	Att	Yds	Avg	Lg	TD
2012	Was	3	22	7.3	17	0
2013	Was	4	14	3.5	6	0
2014	Was	7	20	2.9	12	0
2015	Was	26	48	1.8	13t	5
2016	Was	34	96	2.8	19t	4
Career		74	200	2.7	19t	9

ADDITIONAL

Record as Starter: 19-21-1 (0.476) career; 19-21-1 (0.476) with Redskins

Fumbles-Lost: 1-0 in 2012, 3-2 in 2013, 2-2 in 2014, 9-3 in 2015, 9-3 in 2016

300-Yard Passing Games: 18 (1 in 2012, 1 in 2013, 2 in 2014, team-record 7 each in 2015 and 2016)

Fourth Quarter Comeback Wins: 6 (12/9/12 vs. BAL; 10/4/15 vs. PHI; 10/25/15 vs. TB; 9/25/16 at NYG; 10/2/16 vs. CLE; 12/11/16 at PHI)

Overtime Wins: 1 (12/9/12 vs. BAL)

POSTSEASON STATS

PASSING

Year	Team	G	GS	Att	Comp	Pct	Yds	Yd/A	TD	Int	Lg	Rate
2012	Was	1	0	10	3	30.0	31	3.1	0	0	15	40.0
2015	Was	1	1	46	29	63.0	329	7.2	1	0	38	91.7
Career		2	1	56	32	57.1	360	6.4	1	0	38	82.4

RUSHING

Year	Team	Att	Yds	Avg	Lg	TD
2012	Was	1	0	0.0	0	0
2015	Was	2	2	1.0	3t	1
Career		3	2	0.7	3t	1

ADDITIONAL

Record as Starter: 0-1

Fumbles-Lost: 1-0 in 2012, 3-1 in 2015

300-Yard Passing Games: 1 (1 in 2015)

CAREER HIGHS

SINGLE-GAME

Pass Attempts:	56, at Cincinnati (10/30/16)
Pass Completions:	41, at Dallas (11/24/16)
Yards Passing:	458, at Cincinnati (10/30/16)
Long (Passing):	81t, at Philadelphia (9/21/14)
Passing TD:	4, three times, last at PHI (12/26/15)
Passer Rating:	158.3, vs. New Orleans (11/15/15)
Carries:	5, twice, last at Chicago (12/24/16)
Rushing Yards:	30, at Chicago (12/24/16)
Long (Rushing):	19t, at Detroit (10/23/16)
Rushing Touchdowns:	2, at Chicago (12/24/16)

30

SU'A CRAVENS

S**6-1 // 224****2nd NFL Season // Southern California****DOB: July 7, 1995 // Vista Murrieta H.S. (Murrieta, Calif.)**

TRANSACTIONS

Originally selected by the Washington Redskins in the second round (53rd overall) of the 2016 NFL Draft.

PRO

Versatile defensive presence who has split time between safety and linebacker in his career... Enters 2017 having previously appeared in 11 games with three starts, recording 33 tackles (23 solo), five passes defended, one sack and one interception, according to STATS.

YEAR-BY-YEAR

2016 (REDSKINS)

Appeared in 11 games with three starts in his rookie campaign, compiling 33 tackles (23 solo), one sack and one interception... Made NFL debut vs. PIT (9/12), contributing four tackles (three solo). At 21 years and 67 days old, he became the second-youngest player to play in a season opener for the Redskins (Tom Carter, 21 years and one day in 1993), according to Pro Football Reference... Recorded three tackles (two solo) vs. DAL (9/18)... Notched three tackles (one solo), two passes defended and the game-clinching interception in a win at NYG (9/25), earning NFL Castro Edge Clutch Performer honors for the week. At 21 years and 80 days old, became the youngest member of the Redskins to record an interception since Tom Carter on Nov. 14, 1993 (21 years, 70 days), according to Pro Football Reference... Made first career start as a linebacker/safety hybrid in a win vs. CLE (10/2). Recorded three tackles (two solo) and a pass defended prior to exiting the game with a concussion... Inactive at BAL (10/9) and vs. PHI (10/16)... Recorded a solo tackle at DET (10/23)... Recorded two solo tackles including his first career sack and a pass defended in a tie against CIN (10/30) in London... Tallied five tackles (two solo) in a win vs. MIN (11/13)... Posted five tackles (three solo) in a win vs. GB (11/20)... Added two solo tackles vs. DAL (11/24)... Registered four solo tackles at ARI (12/4)... Made one solo tackle prior to exiting with an injury in a win at PHI (12/11)... Inactive with an upper arm injury vs. CAR (12/19), at CHI (12/24) and vs. NYG (1/1).

COLLEGE

Played collegiately at USC from from 2013-15, appearing in 40 games for the Trojans. Recorded 206 tackles (133 solo, 33.5 for loss), 16 pass breakups, 10.0 sacks, nine interceptions (one returned for a touchdown) and three forced fumbles during his collegiate career... Earned first-team All-Pac-12 honors at two different positions, being selected at defensive back as a sophomore in 2014 and as a linebacker in 2015... Transitioned to linebacker in 2015 and was a semifinalist for the Bednarik and Butkus awards after starting all 14 games as a 20-year-old team captain. Posted 86 tackles (46 solo, 15.0 for loss), six pass breakups, five sacks, two interceptions and two forced fumbles... Had 68 tackles (17 for loss), five sacks and a team-best three interceptions (with one touchdown) as a sophomore, earning third-team AP All-American honors... Started 13 games as a consensus Freshman All-American in 2013, posting 52 tackles, four interceptions, one forced fumble and one fumble recovery.

PERSONAL

Attended Vista Murrieta H.S. in Murrieta, Calif., where he was one of the most decorated high school athletes in the country as a linebacker, running back and wide receiver... Small sample of honors included USA Today All-USA Defensive Player of the Year, Parade All-American, ESPN 150, Rivals 100, Scout 100, Gatorade California Player of the Year, All-CIF Inland Division Defensive MVP and Los Angeles Times all-area team, among numerous others... Posted 97 tackles, eight sacks, three interceptions, two fumble recoveries, four forced fumbles and three blocked punts on defense as a senior and also caught 21 passes for 342 yards with eight touchdowns and ran for 200 yards on 17 carries with six touchdowns on offense, helping team to 13-1 record... Comes from an athletic family that includes his brother Siaki (former Hawaii defensive lineman), sister Malia (former women's basketball player at Hawaii and USC), cousin Jordan Cameron (NFL tight end), cousin Brynn Cameron (former women's basketball player at USC), cousin Colby Cameron (former Louisiana Tech quarterback), grandfather Jack Cameron (former basketball and baseball player at BYU) and distant cousin Manti Te'o (NFL linebacker)... Majored in policy, planning and development major at USC... Son of Kevin and Yolanda Cravens... Born July 7, 1995.

COMMUNITY

In 2016, supported local teenage boys and girls experiencing traumatic circumstances with their families at the Burgundy and Gold Banquet, participated in recess events alongside 200 students from various D.C. schools at a Play 60 event, played alongside fans to benefit children in the second annual Redskins Charity Golf Classic, read class favorites to middle school students and also served as a judge for a touchdown dance competition at Raymond Education Campus in Washington, D.C., and participated in a financial literacy course hosted by eighth grade students at Kenmoor Middle School at Junior Achievement's Finance Park in Hyattsville, Md.

YEAR-BY-YEAR STATS

DEFENSE

Year	Team	G	GS	Tack	Solo	Sack	INT	PD
2016	Was	11	3	33	23	1	1	5
Career		11	3	33	23	1	1	5

*Tackle stats according to STATS, LLC

CAREER HIGHS

SINGLE-GAME

Total Tackles:	5, twice, last vs. Green Bay (11/20/16)
Solo Tackles:	4, at Arizona (12/4/16)
Interceptions:	1, at NY Giants (9/25/16)
Passes Defended:	2, at NY Giants (9/25/16)
Sacks:	1, at Cincinnati in London (10/30/16)

JAMISON CROWDER

80



WR

5-9 // 177

3rd NFL Season // Duke

DOB: June 17, 1993 // Monroe (N.C.) H.S.

TRANSACTIONS

Originally selected by the Washington Redskins in the fourth round (105th overall) of the 2015 NFL Draft.

PRO

Enters 2017 having previously appeared in 32 career games with 15 starts, recording 126 receptions for 1,451 yards with nine receiving touchdowns in his first two NFL seasons. Also enters 2017 having returned 57 career punts for 486 yards (8.5 avg.) and a touchdown... His 126 catches from 2015-16 were the second-most by any member of the Redskins in the first two seasons of an NFL career (Gary Clark, 146)... Franchise record holder for receptions by a rookie (59 in 2015).

YEAR-BY-YEAR

2016 (REDSKINS)

Appeared in all 16 games with nine starts, posting career highs in receptions (67), receiving yards (847) and receiving touchdowns (seven, a team high)... Caught six passes for 58 yards vs. PIT (9/12)... Caught a team-high six passes for 39 yards with a touchdown and also recorded a career-long 21-yard punt return vs. DAL (9/18)... Gained 78 yards on four receptions in a win at NYG (9/25), including a career-long 55-yard touchdown reception to give him touchdowns in consecutive games for the first time in his career. Also recorded a career-long 50-yard punt return, the longest punt return by a member of the Redskins since Richard Crawford's 64-yard return on Dec. 9, 2012... Caught two passes for 21 yards in a win vs. CLE (10/2)... Gained 35 yards on three receptions and returned two punts for 89 yards, including a career-long 85-yard return for touchdown in a win at BAL (10/9). Earned NFC Special Teams Player of the Week for his performance, as his punt return for touchdown was the Redskins' first since Oct. 26, 2008 (Santana Moss, 80 yards at Detroit). Snapped a streak of 124 regular season games without a punt return for touchdown for the Redskins, which had been the longest active streak in the NFL. At 23 years and 114 days old, became the youngest member of the Redskins to return a punt for a touchdown since Brian Mitchell (23 years, 35 days) at Cincinnati on Sept. 22, 1991... Caught three passes for 52 yards and recorded his career-high third touchdown reception of the season in a win vs. PHI (10/16)... Recorded season highs with seven receptions for 108 yards at DET (10/23)... Caught a career-high nine receptions for 107 yards with one touchdown in a tie against CIN (10/30) in London. Became the first member of the Redskins with consecutive 100-yard receiving games since DeSean Jackson in Weeks 8-9 of the 2014 season... Recorded four receptions for 37 yards with a touchdown in a win vs. MIN (11/13). With his first catch - a four-yard touchdown reception - he became the sixth member of the Redskins to record 100 receptions across the first two seasons of an NFL career (Gary Clark, Rod Gardner, Art Monk, Charlie Brown and Chris Cooley). He accomplished the feat in his 25th game, becoming the third-fastest in team history to catch 100 passes in the first two seasons of an NFL career (Brown, 21; Clark, 22). Also recorded a career-long seven-yard rushing attempt in the contest... Gained 102 yards on three receptions, including a 44-yard touchdown, in a win vs. GB (11/20). His 34.0-yard average set a career high and was the best by a member of the Redskins with at least three receptions since Matt Jones in Week 10 of the 2015

season (43.7). Helped the Redskins finish with two 100-yard receivers (Pierre Garçon and Jamison Crowder) and a 100-yard rusher (Robert Kelley) in a single game for the first time since Sept. 12, 1999 vs. Dallas (Michael Westbrook, Albert Connell and Stephen Davis)... Gained 88 yards on eight receptions at DAL (11/24)... Caught three passes for 42 yards with a 26-yard touchdown at ARI (12/4). Became the first member of the Redskins to post seven receiving touchdowns in a season within the first two years of an NFL career since Chris Cooley (seven in 2005)... Caught two passes for 37 yards in a win at PHI (12/11)... Caught four passes for 24 yards vs. CAR (12/19)... Caught one pass for three yards in a win at CHI (12/24)... Gained 16 yards on two receptions and returned five punts for 40 yards vs. NYG (1/1).

2015 (REDSKINS)

Played in all 16 games as a rookie, making six starts. Set Redskins rookie record with 59 receptions on the season, gaining 604 yards with two receiving touchdowns... Also gained 158 yards on 30 punt returns during the year... Made NFL debut vs. MIA (9/13), returning two punts for 23 yards (11.5 avg.), rushing once for two yards and catching a pass for no gain... Caught one pass for seven yards vs. STL (9/20)... Recorded then-career highs in receptions (six) and receiving yards (45) at NYG (9/24)... Posted then-career highs in receptions (seven) and receiving yards (65) vs. PHI (10/4), becoming the first Redskins rookie to lead the team in receiving yards in a game since tight end Jordan Reed in Week 8 of the 2013 season... Earned first career start at ATL (10/11), notching career highs in receptions (eight) and receiving yards (87) for a third straight week... Caught four passes for 40 yards at NYJ (10/18)... Started and gained 48 yards on five receptions in the largest comeback win (24 points) in team history vs. TB (10/25)... Gained 50 yards on a team-high six receptions at NE (11/8)... Recorded his first career touchdown on an 11-yard pass from Kirk Cousins in win vs. NO (11/15). Finished the game with 60 yards on four receptions... Caught one pass for five yards at CAR (11/22)... Caught two passes for 12 yards and also recorded a career-long 16-yard punt return in a win vs. NYG (11/29)... Gained 29 yards on three receptions vs. DAL (12/7)... Caught one pass for 13 yards in a win at CHI (12/13)... Gained 21 yards on three receptions in a win vs. BUF (12/20)... Caught two passes for 13 yards in a division-clinching win at PHI (12/26). Also recorded his second two-point conversion of the season, tying Darnerien McCants (two in 2003) for the most in a single season in team history... Caught five passes for a career-high 109 receiving yards, his first career 100-yard receiving game, in regular season finale at DAL (1/3). Finished season with 59 receptions, passing Art Monk (58 in 1980) for the most by a rookie in team history and the second-most by a member of the Redskins in his first NFL season, trailing Gary Clark (72 in 1985). Recorded his second receiving touchdown of the season in the first quarter, becoming the first Redskins rookie wide receiver with multiple receiving touchdowns in a season since Rod Gardner in 2001... Caught three passes for 15 yards in NFC Wild Card Round vs. GB (1/10).



COLLEGE

Played collegiately at Duke from 2011-14, catching 283 passes for 3,641 receiving yards and 23 receiving touchdowns in 52 games with 40 starts. Also rushed 21 times for 135 yards and one touchdown, returned 44 kickoffs for 930 yards and returned 65 punts for 869 yards and four punt return touchdowns... Amassed 5,575 career all-purpose yards and scored 168 points on 28 touchdowns... Earned first-team All-ACC honors at both receiver and return specialist in 2013 and 2014... Was a six-time ACC Player of the Week selection... Finished career ranking second in Duke history in receiving yards, all-purpose yards, punt return yards, and third in touchdown receptions... Served as team captain as a senior in 2014, starting all 13 games and catching 85 passes for 1,044 yards with six receiving touchdowns and returning 22 punts for 280 yards with two punt return touchdowns... Set an ACC record with 108 receptions in 2013.

PERSONAL

Attended Monroe [N.C.] H.S., where he helped Monroe to a three-year record of 29-10 with three state playoff berths... Rushed for 641 yards and 11 touchdowns as a senior, also catching 41 passes for 790 yards and nine touchdowns in addition to posting four returns for scores... Was a 2010 first-team all-state [1A] choice by NCPreps.com and the Rocky River Conference Offensive Player of the Year... Participated in the 74th annual Shrine Bowl of the Carolinas played in December 2010... Also participated in basketball and track and field. Helped Monroe to a 32-1 record and the 2010 1A state basketball championship... Graduated from Duke in December, 2014 with a degree in in sociology while minoring in African and African American studies... Son of Brenda and James Crowder... Born June 17, 1993.

COMMUNITY

In 2016, played alongside fans to benefit children in the second annual Redskins Charity Golf Classic, taught children the importance of exercising for 60 minutes a day at the Redskins Salute to Play 60 event at Joint Base Anacostia Bolling, and helped host Dine to Donate night at Applebee's in Sterling, Va., as part of a five-week campaign to raise money for the holiday season... In 2015, visited active-duty service members and Wounded Warriors at the USD Warrior and Family Center in Bethesda, Md., for the second annual Military Appreciation BBQ... Assembled care packages for domestic violence victims at the Fear 2 Freedom event at Redskins Park... Played alongside fans at the inaugural Redskins Golf Classic... Welcomed 1,100 children into the Redskins locker room at FedExField to meet Santa and take home toys for Christmas at Skins Santa Shoppe... Played interactive games and had lunch with 500 children and teens at the TAPS Good Grief Camp over 2015 Memorial Day weekend.

YEAR-BY-YEAR STATS

RECEIVING

Year	Team	GP	GS	Rec	Yds	Avg	Lg	TD
2015	Was	16	6	59	604	10.2	44	2
2016	Was	16	9	67	847	12.6	55t	7
Career		32	15	126	1451	11.5	55t	9

RUSHING

Year	Team	GP	GS	Att	Yds	Avg	Lg	TD
2015	Was	16	6	2	2	1	2	0
2016	Was	16	9	2	-2	-1	7	0
Career		32	15	4	0	0	7	0

PUNT RETURN

Year	Team	PR	Yds	Avg	Lg	TD
2015	Was	30	158	5.3	16	0
2016	Was	27	328	12.1	85t	1
Career		57	486	8.5	85t	1

KICK RETURN

Year	Team	KR	Yds	Avg	Lg	TD
2016	Was	0	0	-	-	0
Career		1	13	13	13	0

ADDITIONAL

Fumbles-Lost: 3-1 in 2015, 2-1 in 2016
 Passing: 0-for-1 in 2015

POSTSEASON STATS

RECEIVING

Year	Team	GP	GS	Rec	Yds	Avg	Lg	TD
2015	Was	1	1	3	15	5.0	6	0
Career		1	1	3	15	5.0	6	0

PUNT RETURN

Year	Team	PR	Yds	Avg	Lg	TD
2015	Was	1	5	5.0	5	0
Career		1	5	5.0	5	0

CAREER HIGHS

SINGLE-GAME

Receptions: 9, at Cincinnati (10/30/16)
Receiving Yards: 109, at Dallas (1/3/16)
Receiving TD: 1, many times, last at Arizona (12/4/16)
Punt Returns: 5, twice, last vs. NY Giants (1/1/17)
Punt Return Yards: 89, at Baltimore (10/9/16)
Punt Return TD: 1, at Baltimore (10/9/16)

VERNON DAVIS

TE

6-3 // 244

12th NFL Season // Maryland

DOB: Jan. 31, 1984 // **Dunbar H.S. (Washington, D.C.)**

85



HONOR ROLL

Two-time Pro Bowl selection (2009, 2013 seasons)

Second-team All-Pro (2013)

NFL Top 100 Players

>> No. 88 after 2010, 43 after 2011, 38 after 2012, 51 after 2013

TRANSACTIONS

Originally selected by the San Francisco 49ers in the first round (sixth overall) of the 2006 NFL Draft... Re-signed with the 49ers on September 11, 2010... Traded to the Denver Broncos on November 2, 2015... Signed with the Washington Redskins as an unrestricted free agent on March 31, 2016... Re-signed with the Redskins on March 8, 2017.

PRO

Enters 2017 having previously appeared in 164 regular season games with 154 starts from 2006-16... Recorded 505 receptions for 6,424 yards (12.7 avg.) with 57 receiving touchdowns through the conclusion of the 2016 season... Joined the Redskins in 2016 offseason with 11 playoff appearances to his credit with nine starts, recording 27 receptions for 600 yards (22.2 avg.) with seven receiving touchdowns in those contests... Enters 2017 ranked eighth all-time among NFL tight ends with 57 career touchdowns. Is also the only tight end in NFL history as of 2015 to post 13 or more receiving touchdowns in multiple seasons... Departed San Francisco as the franchise's all-time tight end leader in receptions (441), receiving yards (5,640) and touchdowns (55).

YEAR-BY-YEAR

2016 (REDSKINS)

Played in 16 games with 14 starts in his debut season in Washington, catching 44 passes for 583 yards with two touchdowns... Made Redskins debut vs. PIT (9/12), catching one pass for 20 yards... Gained 51 yards on five receptions vs. DAL (9/18) in his 150th career regular season game... Contributed on offense in a win at NYG (9/25)... Gained eight yards on one reception in a win vs. CLE (10/2). .. Caught three passes for 15 yards in a win at BAL (10/9)... Caught two passes for 50 yards in a win vs. PHI (10/16), including a 13-yard touchdown reception and a 37-yard gain. The touchdown was his first with Washington and his first since Week 1 of the 2014 season... Set then-season highs with six catches for 79 yards at DET (10/23). Became the 13th tight end in NFL history to record 6,000 career receiving yards... Contributed five receptions for 93 yards in a tie against CIN (10/30) in London. Passed Jeremy Shockey (6,143) for 12th-most receiving yards by a tight end in NFL history... Caught three passes for 66 yards with a touchdown in a win vs. MIN (11/13). His 38-yard touchdown was his longest scoring play since a 52-yard touchdown reception in Week 15 of the 2013 season as a member of the 49ers... Contributed in the team's win vs. GB (11/20)... Caught five passes for 68 yards at DAL (11/24)... Started his 150th career regular season game at ARI (12/4), recording five receptions for 47 yards. Passed Steve Jordan (6,307) for 11th-most receiving yards by a tight end in NFL history... Caught one pass in a win at PHI (12/11), tying Steve Jordan (498) for 14th on the NFL's list of career receptions by a tight end... Caught four passes for 23 yards vs. CAR (12/19), becoming the 12th tight end

in NFL history to reach 500 career receptions... Caught one pass for 13 yards in a win at CHI (12/24)... Gained 49 yards on two receptions vs. NYG (1/1). Tied Dallas Clark and Frank Wycheck (505) for 10th on the NFL's list of career receptions by a tight end with his second reception of the game.

2015 (49ERS/BRONCOS)

Recorded 38 catches for 395 yards (10.4 avg.) in 15 games with nine starts with Denver and San Francisco... Caught 18 passes for 194 yards (10.8 avg.) in his first eight games of the season with the 49ers before being traded to Denver on Nov. 2... Made his Broncos debut at IND (11/8)... Started his first game with the Broncos and led with the team with 68 receiving yards on six catches (11.3 avg.) at CHI (11/22)... Tallied seven catches for 74 yards (10.6 avg.) vs. OAK (12/13)... Played in Denver's AFC Divisional Playoff Game vs. PIT (1/17) and AFC Championship Game vs. NE (1/24)... Started for the Broncos in Super Bowl 50 victory vs. CAR (2/7).

2014 (49ERS)

Started all 14 games in which he played, tallying 26 catches for 245 yards (9.4 avg.) with two touchdowns... Posted season highs in receptions (four), receiving yards (44) and receiving touchdowns (two) in Week 1 win vs. DAL (9/7)... Passed Brent Jones for the most receptions by a tight end in 49ers' franchise history vs. WAS (11/23).

2013 (49ERS)

Selected to second career Pro Bowl after starting all 15 games in which he played plus three postseason contests... Ended the regular season with 52 receptions for 850 yards (16.3 avg.) with 13 touchdowns... Became the only tight end in NFL history to post multiple seasons with 13-plus touchdowns... Named second-team All-Pro... Delivered a career-best receiving game with eight receptions for 180 yards with two touchdowns vs. ARI (10/13)... Posted a touchdown of 60-plus yards in consecutive games in Weeks 5-6 vs. HOU (10/6) and vs. ARI (10/13)... Recorded a career-long streak of consecutive games with a touchdown reception (five) in Weeks 11-15... Held without a touchdown in only four regular season games... Recorded five receptions for 54 yards (10.8 avg.) with two touchdowns in three playoff games, helping the 49ers return to the NFC Championship game for a third straight season.

2012 (49ERS)

Played a key role in helping San Francisco to berth in Super Bowl XLVII... Finished the regular season with 41 catches for 548 yards (13.4 avg.) with five touchdowns in 16 starts... Caught four of his five touchdowns in the first three weeks of the season, including a two-touchdown performance vs. DET (9/16)... Tallied his 10th career 100-yard outing with five receptions for 106 yards vs. BUF (10/7)... Registered 12 receptions for 254 yards (21.2 avg.) with one touchdown in three postseason games... Posted six receptions for 104 yards (17.3 avg.) in Super Bowl vs. BAL.

2011 (49ERS)

Finished the regular season with 67 catches for 792 yards (11.8 avg.) with six touchdowns in 16 starts... Started two postseason games as the 49ers made an NFC Championship game berth... Notched three consecutive 100-yard receiving games in Week 17 and the first two rounds of the playoffs. Stretch included eight catches for 118 yards at STL (1/1), seven catches for 180 yards and two touchdowns in NFC Divisional Round vs. NO (1/14), and three receptions

for 112 yards with two touchdowns in NFC Championship vs. NYG (1/22)... Posted 10 receptions for 292 yards (29.2) with four touchdowns in two postseason games — a receiving yardage total that was the most by a tight end in their first two postseason games in NFL history according to the Elias Stats Bureau.

2010 (49ERS)

Led San Francisco in receptions (56), receiving yards (914), receiving average (16.3) and touchdowns (seven) during his 16 starts... Recorded season-high eight receptions at SEA (9/12)... Registered a touchdown reception in four straight games across Weeks 4-7... Posted a pair of 100-yard outings vs. PHI (10/10) and at GB (12/5)... Registered 25th career touchdown vs. DAK (10/17).

2009 (49ERS)

Selected to his first career Pro Bowl after posting career bests in receptions, yards and touchdowns... Ranked fifth amongst NFL tight ends with 78 receptions for 965 yards (12.4 avg.) with 13 touchdowns... His 13 receiving touchdowns led all tight ends and tied Larry Fitzgerald and Randy Moss for the most in the NFL that season... Opened all 16 games for a second consecutive season... Notched three 100-yard receiving games and finished with 78 total points... Logged a career-best three touchdowns on seven receptions for 93 yards at HDU (10/25)... Had a touchdown in four straight games in Weeks 11-14... Tied the then-NFL single-season record for touchdown receptions by a tight end at STL (1/3).

2008 (49ERS)

Started all 16 games for the first time in his career and recorded 31 catches for 358 yards (11.5 avg.) with two touchdowns.

2007 (49ERS)

Davis started all 14 games in which he played and finished the season with 52 receptions for 509 yards (9.8 avg.) with four touchdowns.

2006 (49ERS)

Started 8-of-10 games played in his rookie season, missing six games with a knee injury... Finished his rookie campaign with 20 receptions for 265 yards (13.3 avg.) with three touchdowns... Made his first career start and recorded his first career touchdown on his first NFL touch (31-yard reception) at ARI (9/10).

COLLEGE

Started 17-of-35 games at Maryland, totaling 83 receptions for 1,371 yards (16.5 avg.) with nine touchdowns... Chosen as a finalist for the Mackey Award (nation's top tight end) and named a consensus All-American and All-Atlantic Coast Conference selection following his junior campaign. Recorded 51 catches for 871 yards (17.1 avg.) with six touchdowns that season.

PERSONAL

Attended Dunbar H.S. in Washington, D.C., where he started at tight end and safety and led his team to a 31-5 record... Chosen as a second-team All-USA selection by USA Today after catching 21 passes for 511 yards (24.3 avg.) with five touchdowns as a senior... Competed in the high jump... Opened an art gallery "Gallery 85" in 2012 and owns a Jamba Juice in Santa Clara... Named an honorary captain of the USA Curling Team at the 2010 Winter Olympics in Vancouver, B.C., attending the matches and serving as a team ambassador to help gain support for the sport... Voted by teammates as the recipient of the Len Eshmont Award in 2009, the 49ers most prestigious annual honor, given to the player who best exemplifies the "inspirational and courageous play"... Younger brother, Vontae, is an NFL cornerback... Born Jan. 31, 1984, in Washington, D.C.

COMMUNITY

During 2014 holiday season, teamed up with Capes4Heroes, a non-profit organization that designs capes for children with life threatening illnesses, at El Camino Hospital in Mountain View, Calif... Traveled to Afghanistan and Qatar with five fellow NFL players as part of the NFL-USO tour. Stopped at Al Udeid Air Force Base, 40 miles outside of Doha, Qatar, then traveled on to Bagram Air Force Base in Afghanistan... In March 2010, joined his younger brother, Vontae, and six other NFL players on a humanitarian trip to Uganda and Rwanda to distribute 22,000 hearing aids throughout African regions as part of the Pros for Africa organization... Hosted a football and mentoring clinic at Howard University with his brother in 2010... Founded the Vernon Davis Foundation for the Arts to promote art education and art appreciation among youth from disadvantaged backgrounds. The organization provides scholarships to dedicated art students and grants to deserving nonprofit programs.

YEAR-BY-YEAR STATS

RECEIVING

Year	Team	GP	GS	Rec	Yds	Avg	Lg	TD
2006	SF	10	8	20	265	13.3	52t	3
2007	SF	14	14	52	509	9.8	31	4
2008	SF	16	16	31	358	11.5	57	2
2009	SF	16	16	78	965	12.4	73t	13
2010	SF	16	16	56	914	16.3	66t	7
2011	SF	16	16	67	792	11.8	44	6
2012	SF	16	16	41	548	13.4	53	5
2013	SF	15	15	52	850	16.3	64t	13
2014	SF	14	14	26	245	9.4	29t	2
2015	SF/Den	15	9	38	395	10.4	43	0
2016	Was	16	14	44	583	13.3	44	2
Career		164	154	505	6424	12.7	73t	57

RUSHING

Year	Team	GP	GS	Att	Yds	Avg	Lg	TD
2006	SF	10	8	2	5	2.5	9	0
2007	SF	14	14	0	0	0	0	0
2008	SF	16	16	1	11	11	11	0
2009	SF	16	16	0	0	0	0	0
2010	SF	16	16	0	0	0	0	0
2011	SF	16	16	2	-5	-2.5	-2	0
2012	SF	16	16	0	0	0	0	0
2013	SF	15	15	0	0	0	0	0
2014	SF	14	14	1	4	4	4	0
2015	SF/Den	15	9	0	0	0	0	0
2016	Was	16	14	0	0	0	0	0
Career		164	154	6	15	2.5	11	0

ADDITIONAL

Fumbles-Lost: 1-1 in 2006, 1-1 in 2007, 2-1 in 2008, 3-1 in 2011, 1-1 in 2013

FF-FR: 0-1 in 2006, 0-1 in 2007, 0-1 in 2008

POSTSEASON

Year	Team	GP	GS	Rec	Yds	Avg	Lg	TD
2011	SF	2	2	10	292	29.2	73t	4
2012	SF	3	3	12	254	21.2	44	1
2013	SF	3	3	5	54	10.8	28t	2
2015	Den	3	1	0	0	0	0	0
Career		11	9	27	600	22.2	73t	7

CAREER HIGHS

SINGLE-GAME

Receptions: 10, vs. Tennessee (11/8/09)

Receiving Yards: 180, vs. Arizona (10/13/13)

Long (Receiving): 73t, at St. Louis (1/3/10)

Receiving TD: 3, at Houston (10/15/09)

* All listed career highs for regular season only

18



JOSH DOCTSON

WR

6-2 // 206

2nd NFL Season // TCU

DOB: Dec. 3, 1992 // Legacy H.S. (Mansfield, Texas)

TRANSACTIONS

Originally selected by the Washington Redskins in the first round (22nd overall) of the 2016 NFL Draft.

YEAR-BY-YEAR

2016 (REDSKINS)

Limited by injury to two games in his rookie campaign, catching two passes for 66 yards... Made NFL debut vs. PIT (9/12), recording a nine-yard catch... Caught a 57-yard pass vs. DAL (9/18), the longest reception by a Redskins rookie wide receiver since Rod Gardner's 57-yard reception on Dec. 16, 2001... Inactive in Weeks 3-6... Placed on Reserve/Injured list on Oct. 21.

COLLEGE

Played collegiately at TCU from 2013-15 after spending his freshman season at Wyoming in 2011... Recorded 215 career receptions for 3,178 receiving yards with 34 touchdowns in 47 games with the two schools... Finished TCU career with school records in receiving yards (2,785) and touchdown catches (29), and his 180 receptions ranked one shy of the school mark... Caught school-record 79 passes for 1,327 yards in 2015, including a school-record 14 touchdown receptions. Was a consensus First-Team All-American and Biletnikoff Award finalist... As a junior in 2014, was a second-team All-Big 12 selection as he set then-single-season records for receiving yards (1,018) and touchdown catches (11)... Tied for the TCU lead with 36 receptions as a sophomore in 2013, topping the Horned Frogs with 440 receiving yards... Sat out 2012 season, per NCAA transfer rules, prior to walking on at TCU... Posted 35 receptions for 393 yards with five touchdowns as a freshman at Wyoming in 2011.

PERSONAL

Attended Legacy H.S. in Mansfield, Texas, where he earned first-team All-District 5-5A honors as a senior captain... Caught 40 passes for 604 yards and was selected Legacy's Most Valuable Player as a senior. Also earned academic all-district honors as a senior... Rated as a three-star recruit by Rivals.com... Was a three-year letterman in both football and basketball... Son of Tracy Syler-Jones and Michael Jones. Mother ran track at American River College... Has one older brother, Jeremiah, and two sisters, Iman and Ebony... Born Dec. 3, 1992.

COMMUNITY

In 2016, supported local teenage boys and girls experiencing traumatic circumstances with their families at the Burgundy and Gold Banquet, played alongside fans to benefit children in the second annual Redskins Charity Golf Classic, read class favorites to middle school students and also served as a judge for a touchdown dance competition at Raymond Education Campus in Washington, D.C., and walked the runway alongside the Women of Washington to raise money for the WRCF at the second annual Redskins Runway Show.

YEAR-BY-YEAR STATS

RECEIVING

Year	Team	GP	GS	Rec	Yds	Avg	Lg	TD
2016	Was	2	0	2	66	33	57	0
Career		2	0	2	66	33	57	0

RUSHING

Year	Team	GP	GS	Att	Yds	Avg	Lg	TD
2016	Was	2	0	0	0	0	0	0
Career		2	0	0	0	-	-	0

QUINTON DUNBAR

47



CB

6-2 // 197

3rd NFL Season // Florida

DOB: July 22, 1992 // Booker T. Washington H.S. (Miami, Fla.)

TRANSACTIONS

Originally entered the NFL with the Washington Redskins as a college free agent on May 11, 2015... Waived on September 5, 2015... Signed to the Redskins' practice squad on September 6, 2015... Signed to the Redskins' active roster on September 29, 2015.

PRO

College wide receiver who made the transition to cornerback during his rookie training camp in 2015... Enters 2017 having appeared in 25 career games with three starts, recording 37 tackles (34 solo), 10 passes defended, two interceptions, a sack and a fumble recovery, according to STATS.

YEAR-BY-YEAR

2016 (REDSKINS)

Recorded career highs in games played (14), starts (two), tackles (25, including 23 solo), sacks (one) and fumble recoveries (one). Matched his career highs with one interception and five passes defended... Contributed on special teams vs. PIT (9/12) and vs. DAL (9/18)... Recorded three solo tackles and an interception in a win at NYG (9/25). Also caught a 31-yard pass from punter Tress Way on a fake punt, the Redskins' first successful fake kick of any kind since Week 10 of the 2009 season. Became the first member of the Redskins to record a reception and an interception in the same game since Champ Bailey on Dec. 24, 2000... Started in a win vs. CLE (10/2), adding three tackles (two solo) and his first career fumble recovery... Tallied five solo tackles in a start in a win at BAL (10/9)... Added a solo tackle in a win vs. PHI (10/16)... Tallied three tackles (two solo) at DET (10/23)... Posted two solo tackles in a tie against CIN (10/30) in London... Added a solo tackle for loss in a win vs. MIN (11/13)... Contributed on defense and special teams in a win vs. GB (11/20)... Made a solo tackle at DAL (11/24)... Tied career high with two passes defended at ARI (12/4)... Posted five solo tackles in a win at PHI (12/11)... Contributed a solo tackle, a sack and two passes defended vs. CAR (12/19)... Inactive with a concussion at CHI (12/24) and vs. NYG (1/1)

2015 (REDSKINS)

Transitioned from wide receiver to cornerback in training camp, impressing coaches with his length and physicality... Appeared in 11 games with one start, recording 12 tackles (11 solo), five passes defended and an interception. Also made his postseason debut... Spent first three weeks of the season on the practice squad... Signed to active roster in Week 4 and made his NFL debut on special teams vs. PHI (10/4)... Contributed on special teams at ATL (10/11)... Made defensive debut at NYJ (10/18), recording a pass defended, in addition to contributing on special teams... Contributed on defense and special teams vs. TB (10/25)... Played on special teams vs. NE (11/8)... Inactive vs. NO (11/15)... Contributed on defense and special teams at CAR (11/22)... Recorded two solo tackles and the first interception of his career among his career-high two passes defended in a win vs. NYG (11/29)... Posted two solo tackles vs. DAL (12/7) and in a win at CHI (12/13)... Registered a career-high four tackles (three solo) and a pass defended in a win vs. BUF (12/20)... Notched two solo tackles and a pass defended in a division-clinching win at PHI (12/26)... Inactive with quad injury at DAL (1/3)... Compiled a career-high five solo tackles and defended two

passes in NFC Wild Card Round vs. GB (1/10).

COLLEGE

Played wide receiver collegiately at Florida from 2010-14, playing in 49 games with 33 starts and recording 111 career receptions for 1,500 yards with eight touchdowns... As a senior in 2014, started eight of the 11 games in which he appeared, finishing second on the team with 21 receptions for 353 yards with two touchdowns... Started all 12 games as a junior in 2013, ranking second on the team with 40 catches for 548 yards... Played in 13 games, starting eight, as a sophomore in 2012, catching 36 passes for 383 yards and a team-high four touchdown receptions... As a freshman in 2011, started five of the 12 games in which he played, recording 14 receptions for 216 yards with two touchdowns... Made collegiate debut vs. Miami University in 2010 before redshirting.

PERSONAL

Attended Booker T. Washington H.S. in Miami, where he was rated a four-star prospect and the No. 24 wide receiver in the country by Rivals.com... Recorded more than 500 receiving yards as a senior a year after catching 39 passes for 703 yards and seven touchdowns during his junior season... Named All-Dade First Team wide receiver in 2008... Received FSWA 4A All-State Honorable Mention in 2008... Son of Twanette Dunbar... Born July 22, 1992.

COMMUNITY

Paid tribute to active duty members as well as veterans of the armed forces while touring Quantico Marine Base in Prince William County, Va. Visited active-duty service members and Wounded Warriors at the USO Warrior and Family Center in Bethesda, Md., for the second annual Military Appreciation BBQ... Assembled care packages for domestic violence victims at the Fear 2 Freedom event at Redskins Park... Played alongside fans at the inaugural Redskins Golf Classic.

YEAR-BY-YEAR STATS

DEFENSE

Year	Team	G	GS	Tack	Solo	Sack	INT	PD
2015	Was	11	1	12	11	0	1	5
2016	Was	14	2	25	23	1	1	5
Career		25	3	37	34	1	2	10

*Tackle stats according to STATS, LLC

ADDITIONAL

FF-FR: 0-1 in 2016

REC: 1 rec. for 31 yards (9/25/16 at NYG)

POSTSEASON

Year	Team	G	GS	Tack	Solo	Sack	INT	PD
2015	Was	1	0	5	5	0	0	2
Career		1	0	5	5	0	0	2

CAREER HIGHS

SINGLE-GAME

Total Tackles:	5, twice, last at Philadelphia (12/11/16)
Solo Tackles:	5, twice, last at Philadelphia (12/11/16)
Interceptions:	1, twice, last at NY Giants (9/25/16)
Passes Defensed:	2, four times, last vs. Carolina (12/19/16)

39



JOSH EVANS

S

6-0 // 213
5th NFL Season // Florida

DOB: June 5, 1991 // Irvington (N.J.) H.S.

TRANSACTIONS

Originally selected by the Jacksonville Jaguars in the sixth round (169th overall) of the 2013 NFL Draft... Waived by the Jaguars on September 3, 2016... Signed with the Washington Redskins on October 5, 2016... Released by the Redskins on October 28, 2016... Signed by the Redskins on December 28, 2016.

PRO

Joined the Redskins midseason in 2016... Enters 2017 having previously appeared in 49 career games with 37 starts, recording 196 tackles (141 solo), five passes defended, three fumble recoveries or a forced fumble, according to STATS.

YEAR-BY-YEAR

2016 (JAGUARS/REDSKINS)

Appeared in two games for Washington... Waived by the Jaguars during final cuts... Signed with the Redskins in Week 5... Made Redskins debut on special teams in a win at BAL (10/9)... Contributed on special teams in a win vs. PHI (10/16)... Inactive at DET (10/23)... Released on Oct. 28 but returned to the team two months later in Week 17... Inactive vs. NYG (1/1).

2015 (JAGUARS)

Saw action in 16 games with 12 starts... Totaled 52 tackles (36 solo), including two tackles for loss, two passes defended, one forced fumble and one fumble recovery... Started at strong safety and recorded six tackles (five solo) at NE (9/27) before exiting the game with a knee injury... Made five tackles (two solo) and recorded his first career forced fumble at IND (10/4)... Started at free safety vs. HOU (10/18), making eight tackles (seven solo)... Started vs. BUF (10/25), making five tackles (five solo), and recording one fumble recovery in the fourth quarter and one pass defended... Started vs. IND (12/13) and made four tackles (four solo), including a tackle for loss and one pass defended... Started at HOU (1/3) and made seven tackles (four solo).

2014 (JAGUARS)

Played in all 16 games for the first time in his career and made 14 starts... Ranked third on the team with 90 tackles (62 solo) and tied for the team lead with two fumble recoveries... Started for Johnathan Cyprien (inactive/concussion) at WAS (9/14) and posted a career-high 14 tackles (eight solo) and one pass defended... Ranked second on the club with seven tackles (six solo) at TEN (10/12)... Posted five tackles and his first career fumble recovery vs. DAL (11/9). Recovered a Cole Beasley fumble in the second quarter... Posted eight tackles and recovered a fumble in the second quarter at BAL (12/14).

2013 (JAGUARS)

Played in 15 games as a rookie with 11 starts... Tallied 54 tackles (43 solo) and one pass defended... Made NFL debut and a team-high three special teams tackles vs. KC (9/8)... Made first career start vs. IND (9/29) and totaled five solo tackles and one pass defended... Totaled a then-career-high nine tackles (eight solo) and did not miss a snap vs. SD (10/20).

COLLEGE

Appeared in 47 games at Florida, making 24 starts at free safety... Totaled 154 tackles (101 solo), seven tackles for loss, five interceptions, four passes defended, 3.5 sacks and one fumble recovery during his career as a Gator... Started all 13 games at free safety as a senior, leading the team in tackles with 79 and adding 2.5 sacks... Saw action in all 13 games as a junior in 2011, making eight starts and finishing the season with 51 tackles, fifth-most on the team... Appeared in all 13 games in 2010, starting the first three games of his career... Totaled six tackles, including four solo, as a true freshman in 2009... Also competed with the UF track team during the spring indoor season in 2010.

PERSONAL

Attended Irvington (N.J.) H.S., where he primarily played quarterback and free safety... Also lettered in track. Helped lead team to the Group III Track co-state championship title while competing in hurdles, relay and high jump... Brother, James, played football and was a freshman All-American at the University at Buffalo... Majored in sociology... Born June 5, 1991.

YEAR-BY-YEAR STATS

DEFENSE

Year	Team	G	GS	Tack	Solo	Sack	INT	PD
2013	Jax	15	11	54	43	0	0	1
2014	Jax	16	14	90	62	0	0	2
2015	Jax	16	12	52	36	0	0	2
2016	Was	2	0	0	0	0	0	0
Career		49	37	196	141	0	0	5

*Tackle stats according to STATS, LLC

ADDITIONAL

FF-FR: 0-2 in 2014, 1-1 in 2015

CAREER HIGHS

SINGLE-GAME

Total Tackles:	14, at Washington (9/14/14)
Solo Tackles:	8, twice, last at Washington (9/14/14)
Passes Defended:	1, five times, last vs. Indianapolis (12/13/15)
Fumbles Forced:	1, at Indianapolis (10/4/15)
Fumbles Recovered:	1, three times, last vs. Buffalo (10/25/15)

DESHAZOR EVERETT

22



S

6-0 // 195

3rd NFL Season // Texas A&M

DOB: Feb. 22, 1992 // DeRidder (La.) H.S.

TRANSACTIONS

Originally entered the NFL with the Tampa Bay Buccaneers as a college free agent on May 4, 2015... Waived by the Buccaneers on July 29, 2015... Signed with the Washington Redskins on August 1, 2015... Waived by the Redskins on September 7, 2015... Signed to the Redskins' practice squad on September 8, 2015... Signed to Redskins' active roster on October 3, 2015.

PRO

Special teams standout who joined the Redskins in training camp in 2015... Enters 2017 having previously appeared in 27 career games, recording nine defensive tackles (seven solo), one interception and a pass defended, according to STATS.

YEAR-BY-YEAR

2016 (REDSKINS)

Transitioned from cornerback to safety in the offseason... Appeared in all 16 games, contributing four solo tackles and one interception in limited defensive snaps... Played on special teams in Weeks 1-8... After a bye in Week 9, contributed on special teams in Weeks 10-13... Saw his first defensive action of the season in a win at PHI (12/11), recording a solo tackle and his first career interception, stopping a Philadelphia drive in the end zone... Made a solo tackle vs. CAR (12/19)... Posted two solo tackles in a win at CHI (12/24)... Contributed on defense and special teams vs. NYG (1/1).

2015 (BUCCANEERS/REDSKINS)

Signed with the Buccaneers as a college free agent but was waived on July 29... Signed with the Redskins during training camp... Appeared in 11 regular season games and one post-season game at cornerback in his rookie season, recording five tackles (three solo)... Made the Redskins' 53-man roster after final cuts but was waived a day later and signed to the practice squad... Signed to the Redskins' active roster in Week 4 and made his NFL debut on special teams vs. PHI (10/4)... Contributed on special teams at ATL (10/11), at NYJ (10/18) and vs. TB (10/25)... Played on defense and special teams at NE (11/8). Recorded three tackles (two solo) in a win vs. NO (11/15)... Contributed on defense and special teams at CAR (11/22)... Inactive with a hamstring injury vs. NYG (11/29) and vs. DAL (12/7)... Returned to action on special teams in a win at CHI (12/13)... Contributed on special teams in a win vs. BUF (12/20)... Made two special teams tackles in a division-clinching win at PHI (12/26)... Posted two tackles (one solo) in regular season finale at DAL (1/3)... Contributed on special teams in NFC Wild Card Round vs. GB (1/10).

COLLEGE

Played collegiately at Texas A&M from 2011-14, appearing in 50 career games. Recorded 218 total tackles (123 solo), 26 passes defended, five interceptions and a fumble recovery during his career with the Aggies... As a senior in 2014, ranked second on the team with 73 stops including a team-high 45 solo tackles while starting every game at cornerback... Started nine games as a junior in 2013, recording defensive touchdowns in back-to-back games with a 12-yard fumble recovery against SMU and a career-long 34-yard pick-six at Arkansas... As a sophomore in 2012, started in 12 of 13 games, seeing action at cornerback and safety but missing one game due to injury. Intercepted QB A.J. McCarron at the goal line to stop a late Tide rally in the Aggies' 29-24 upset win at No. 1 Alabama... Was a reserve and special teamer as a true freshman in 2011... Majored in agricultural leadership and development.

PERSONAL

Attended DeRidder (La.) H.S., where he was a two-time All-Louisiana selection... Posted 130 tackles (10 for loss), three sacks and an interception as a senior. Also amassed 618 rushing yards and seven touchdowns on 72 carries on offense... Named PrepStar All-region... Ranked No. 27 in Louisiana by SuperPrep and was a three-star recruit by Rivals.com... Full name: Deshazor Dontee' Everett... Guardians are Monica and Joseph Bolden... Born Feb. 22, 1992.

YEAR-BY-YEAR STATS

DEFENSE

Year	Team	G	GS	Tack	Solo	Sack	INT	PD
2015	Was	11	0	5	3	0	0	0
2016	Was	16	0	4	4	0	1	1
Career		27	0	9	7	0	1	1

*Tackle stats according to STATS, LLC

POSTSEASON

Year	Team	G	GS	Tack	Solo	Sack	INT	PD
2015	Was	1	0	0	0	0	0	0
Career		1	0	0	0	0	0	0

CAREER HIGHS

SINGLE-GAME

Total Tackles:	3, at Chicago (12/24/16)
Solo Tackles:	2, twice, last at Chicago (12/24/16)
Interceptions:	1, at Philadelphia (12/11/16)
Passes Defended:	1, at Philadelphia (12/11/16)

54



MASON FOSTER

LB

6-1 // 250

7th NFL Season // Washington

DOB: March 1, 1989 // Seaside (Calif.) H.S.

TRANSACTIONS

Originally selected by the Tampa Bay Buccaneers in the third round (84th overall) of the 2011 NFL Draft... Signed with the Chicago Bears as an unrestricted free agent on March 25, 2015... Released by the Bears on September 5, 2015... Signed with the Washington Redskins on September 29, 2015... Re-signed with the Redskins on March 9, 2016.

PRO

Initially joined the Redskins in Week 4 of the 2015 season... Enters 2017 having previously appeared in 86 games with 72 starts... Compiled 498 tackles (352 solo), 15 passes defended, 7.0 sacks, five interceptions (two returned for touchdowns), four forced fumbles and three fumble recoveries in his first six NFL seasons with Tampa Bay (2011-14) and Washington (2015-16).

YEAR-BY-YEAR

2016 (REDSKINS)

Appeared in all 16 games with 13 starts, compiling a career-high and team-leading 123 tackles (88 solo). Also contributed three passes defended, one forced fumble and a sack... Recorded a then-career-high and team-high 14 tackles (nine solo, two for loss) in a start vs. PIT (9/12)... Tied for team-high with 10 tackles (four solo) vs. DAL (9/18)... Posted five solo tackles in a win at NYG (9/25)... Notched five tackles (three solo) in a win vs. CLE (10/2)... Recorded seven solo tackles in a win at BAL (10/9)... Tallied five tackles (three solo) in a win vs. PHI (10/16)... Posted five tackles (two solo) and a pass defended at DET (10/23)... Recorded four tackles (three solo) and forced a fumble on special teams in a tie against CIN (10/30) in London... Led team with nine tackles (six solo) and a pass defended in a win vs. MIN (11/13)... Contributed defensively in a win vs. GB (11/20)... Added five tackles (three solo) at DAL (11/24)... Recorded four tackles (two solo) at ARI (12/4)... Posted 12 solo tackles (three for loss) and a sack in a win at PHI (12/11)... Tied for team lead with 13 tackles (seven solo) vs. CAR (12/19)... Led Redskins with eight tackles (seven solo) in a win at CHI (12/24)... Posted a career-high 17 tackles (15 solo) and a pass defended on fourth down vs. NYG (1/1). His 17 tackles were the most credited by the NFL to a member of the Redskins in a single game since Oct. 7, 2012 (20, London Fletcher).

2015 (BEARS/REDSKINS)

Spent the offseason with the Bears after signing with Chicago as an unrestricted free agent on March 25... Released by the Bears during final cuts... Signed with the Redskins in Week 4 and played in 13 regular season games (with five starts), posting 34 tackles (24 solo), a forced fumble and a fumble recovery. Also started one postseason contest... Made Redskins debut vs. PHI (10/4)... Contributed on special teams at ATL (10/11) and at NYJ (10/18)... Played on defense and special teams vs. TB (10/25) and at NE (11/8)... Registered an assisted tackle vs. NO (11/15) and at CAR (11/22)... Contributed on special teams vs. NYG (11/29)... Made first start as a member of the Redskins vs. DAL (12/7), tying for the team lead with seven tackles (four solo) and recording a forced fumble and a fumble recovery... Tied for team lead with six solo tackles in a win at CHI (12/13)... Made six tackles (three solo) in a win vs. BUF (12/20)... Recorded seven tackles (six solo) in a division-clinching win at PHI (12/26)...

Posted five tackles (four solo) in regular season finale at DAL (1/3)... Compiled eight tackles (five solo, two for loss) in postseason debut in NFC Wild Card Round vs. GB (1/10).

2014 (BUCCANEERS)

Started all 10 games in which he appeared, recording 62 tackles (40 solo) and two passes defended... Opened season with nine tackles (five solo) vs. CAR (9/7)... Added two solo tackles vs. STL (9/14)... Missed Weeks 3-5 before recording eight tackles (five solo, one for loss) in his return vs. BAL (10/12)... Posted seven tackles (three solo) at CLE... Matched season high with nine tackles (six solo) vs. ATL (11/9)... Had five tackles (three solo) and a pass defended vs. WAS (11/16)... Recorded eight tackles (seven solo) at CHI (11/23)... Made six tackles (four solo) vs. CIN (11/30)... Did not play in Weeks 14-15 or Week 17... Had a solo tackle and an assisted tackle vs. GB (12/21).

2013 (BUCCANEERS)

Was one of 10 NFL players to have 90+ tackles, 2+ sacks and 3+ interceptions, and was one of two players in that group with two touchdowns... Tied for the NFL lead in interception return touchdowns (two). His 122 interception return yards were the sixth-most in the NFL and the second-most in a season by a Buccaneers linebacker, trailing only Derrick Brooks' 218 in 2002... Started at NYJ (9/8), recording eight tackles, including one for loss, a career-high two sacks and one forced fumble... Against NO (9/15), posted seven tackles, two passes defended and an interception of Drew Brees, which he returned 85 yards for his first career touchdown... Recorded eight tackles at NE (9/22)... Posted five tackles, including one for loss, and a pass defended vs. ARI (9/29)... Registered five tackles and a pass defended vs. PHI (10/13)... Notched four tackles at ATL (10/20)... Recorded five tackles vs. CAR (10/24)... Registered four tackles at SEA (11/3)... Collected six tackles (two for loss) vs. MIA (11/11)... Intercepted Matt Ryan and returned it 37 yards for a touchdown vs. ATL (11/17)... Missed first game of his career at DET (11/24)... Returned to action at CAR (12/1) and notched nine tackles... Led team with nine tackles and recorded one interception vs. BUF (12/8)... Collected seven tackles vs. SF (12/15)... Notched seven tackles, including two for loss, at STL (12/22)... Tallied three tackles and a pass defended at NO (12/29).

2012 (BUCCANEERS)

Started all 16 contests, ranking second on the team with a career-high 104 tackles... Added one interception, one pass defended, a career-high 13 tackles for loss and a fumble recovery... Recorded his first sack and fumble recovery of the season at MIN (10/25)... Registered another sack vs. SD (11/11).

2011 (BUCCANEERS)

Played in all 16 contests with 15 starts during rookie season, collecting 83 tackles, two sacks, one interception, five tackles for loss, two passes defended, one forced fumble and one fumble recovery... Made NFL debut vs. DET (9/11)... Recorded first career start a week later at MIN (9/18), posting his first career 10-tackle game including his first career sack and first career forced fumble. Finalist for Pepsi Rookie of the Week... Recorded a seven-yard sack among five tackles vs. ATL (9/25)... Recovered a fumble at SF (10/9)... Notched first career INT at JAX (12/11), picking off Blaine Gabbert.

COLLEGE

Started 41-of-50 games at Washington from 2007-10, totaling 378 career tackles, including 241 solo tackles, 38.5 TFL, 10.5 sacks, 15 passes defended, eight forced fumbles, four fumble recoveries, one blocked kick, and four interceptions, including one for a touchdown... Served as a team captain in 2010, starting all 13 games. His 163 tackles in 2010 ranked first in the Pac-10 and second in the nation, and his career 378 tackles ranked eighth in school history... Named Defensive MVP of the 2010 Holiday Bowl win over Nebraska with 12 total tackles, including 3.0 tackles for loss and 2.0 sacks... Named first-team All-America by Scout.com and Rivals.com, in addition to being named first-team All-Pac-10 and Associated Press third-team honors his senior season... Set a school record and led the Pac-10 with six forced fumbles in 2009, the third-most in the nation... Named Huskies' Defensive MVP as a sophomore, after leading the Pac-10 in tackles per game (8.75) and earning Washington defensive player of the week honors four times... One of seven true freshmen to see action in 2007, playing in all 13 games and starting four... Invited to play in the 2011 Senior Bowl.

PERSONAL

Attended Seaside (Calif.) H.S., where he played linebacker and quarterback and was named the Monterey County Player of the Year by the Monterey Herald... Named an All-Central Coast Section first-team linebacker by the San Jose Mercury News and was also an all-league first-teamer as a junior... Led Seaside to a 12-1 overall record, a 5-0 league record, a Monterey Bay league title and the CIF Central Coast Section small school championship in 2006... Was a first-team all-state honoree at linebacker... Completed 68-of-105 passes for 951 yards and 12 touchdowns, carried the ball 105 times for 657 yards and 11 touchdowns, notched one receiving touchdown and had 158 total tackles, eight sacks and five interceptions, two of which he returned for touchdowns that season. Also scored on kickoff returns of 95 and 97 yards... Ranked the No. 68 linebacker recruit in the country by Rivals... Majored in American ethnic studies... Son of William and Margarette Foster... Born March 1, 1989.

YEAR-BY-YEAR STATS

DEFENSE

Year	Team	G	GS	Tack	Solo	Sack	INT	PD
2011	TB	16	15	83	57	2	1	2
2012	TB	16	16	104	80	2	1	1
2013	TB	15	13	92	63	2	3	7
2014	TB	10	10	62	40	0	0	2
2015	Was	13	5	34	24	0	0	0
2016	Was	16	13	123	88	1	0	3
Career		86	72	498	352	7	5	15

*Tackle stats according to STATS, LLC

ADDITIONAL

FF-FR: 1-1 in 2011, 0-1 in 2012, 1-0 in 2013, 1-1 in 2015, 1-0 in 2016
INT TD: 2 in 2013

POSTSEASON

Year	Team	G	GS	Tack	Solo	Sack	INT	PD
2015	Was	1	1	8	5	0	0	0
Career		1	1	8	5	0	0	0

COMMUNITY

In his first full season in Washington in 2016, attended the Kickoff to the Draft Party in partnership with the Washington Redskins Cheerleaders at The Gryphon D.C., played alongside fans to benefit children in the second annual Redskins Charity Golf Classic and participated alongside guests at Ryan Kerrigan's Topgolf challenge to promote Kerrigan's Blitz for the Better Foundation... In June 2013, participated in Tampa Bay's "Cut for a Cure" charity challenge, having his head shaved by pediatric cancer patients to support the Pediatric Cancer Foundation... Led students through football drills and promoted the importance of health and fitness for the opening of the BUCS CARE School Fitness Zone at Sulphur Springs Elementary in December 2012... Joined Buccaneers teammates and more than 100 UnitedHealthcare employees to pack food boxes at Feeding America Tampa Bay in September 2011 and December 2012... Signed autographs and interacted with fans during the team's annual Kickoff Party, presented by Miller Lite, in September 2011... Helped teach football drills and spoke on the importance of living a healthy lifestyle to South London school students in October 2011... Greeted fans at the International Series Fan Rally event at Trafalgar Square, London in October 2011... Distributed candy, signed autographs and played games with over 700 underprivileged children at Lowry Park Zoo for the Buccaneers' annual Halloween Celebration in October 2011... Visited patients at All Children's Hospital and sang Christmas carols to residents of Westminster Palms Retirement Home in December 2011.

CAREER HIGHS

SINGLE-GAME

Total Tackles:	17, vs. NY Giants (1/1/17)
Solo Tackles:	15, vs. NY Giants (1/1/17)
Interceptions:	1, five times, last vs. Buffalo (12/8/13)
Interception TD:	1, twice, last vs. Atlanta (11/17/13)
Passes Defensed:	2, vs. New Orleans (9/15/13)
Forced Fumbles:	1, four times, last at Cincinnati (10/30/16)
Fumble Recoveries:	1, three times, last vs. Dallas (12/7/15)

69

A.J. FRANCIS

DL**6-5 // 337****3rd NFL Season // Maryland****DOB: May 7, 1990 // Gonzaga College H.S. (Washington, D.C.)**

TRANSACTIONS

Originally entered the NFL with the Miami Dolphins as a college free agent on May 3, 2013... Waived by the Dolphins on August 31, 2013... Claimed off waivers by the New England Patriots on September 1, 2013... Waived by the Patriots on September 7, 2013... Signed to the Patriots' practice squad on September 10, 2013... Signed to the Dolphins' active roster from the Patriots' practice squad on November 26, 2013... Re-signed with the Dolphins on March 7, 2015... Waived by the Dolphins on November 14, 2015... Claimed off waivers by the Seattle Seahawks on November 16, 2015... Waived by the Seahawks on November 24, 2015... Signed to the Seahawks' practice squad on November 26, 2015... Signed to the Seahawks' active roster from the practice squad on November 30, 2015... Waived by the Seahawks on May 9, 2016... Signed with the Tampa Bay Buccaneers on May 17, 2016... Waived by the Buccaneers on September 3, 2016... Signed to the Washington Redskins' practice squad on October 12, 2016... Signed to the Redskins' active roster from the practice squad on November 29, 2016... Waived by the Redskins on December 10, 2016... Signed to the Redskins' practice squad on December 13, 2016.

YEAR-BY-YEAR

2016 [BUCCANEERS/REDSKINS]

Signed with the Buccaneers in May after being waived by the Seahawks during the offseason program... Waived by the Buccaneers during final cuts... Signed to the Redskins' practice squad in Week 6 and was promoted to the active roster in Week 13... Inactive at ARI (12/4).

2015 [DOLPHINS/SEAHAWKS]

Played in three games (one with Miami, two with Seattle), registering two tackles.... Recorded one tackle vs. BUF (9/27) while with the Dolphins... Played at MIN (12/6) and tallied one tackle at BAL (12/13), both as a member of the Seahawks.

2014 [DOLPHINS]

Spent the season on Miami's Reserve/Injured list.

2013 [DOLPHINS/PATRIOTS/DOLPHINS]

Waived by the Dolphins during final cuts and was claimed by the Patriots... Re-joined the Dolphins on Nov. 26, signing to Miami's active roster from New England's practice squad.

COLLEGE

Played at Maryland from 2009-12, starting 35-of-49 games played and recording 149 tackles (19.5 for loss), 9.5 sacks, seven passes defended, four fumble recoveries, three blocked kicks and one forced fumble... Was a three-time Academic All-ACC selection.... Started all 12 games as a senior in 2012, totaling 42 tackles (8.5 for loss), five pass defended, 3.5 sacks, one fumble recovery and a blocked kick... Played in all 12 games as a junior in 2011 with four starts, tallying 31 tackles (3.0 for loss), 2.0 sacks, one fumble recovery and one pass defended... As a sophomore in 2010, started 9-of-13 games played, notching a career-high 44 tackles (7.0 for loss) and 2.5 sacks... Played in all 12 games as a redshirt freshman in 2009, starting 10, posting 31 tackles (1.5 for loss), 1.0 sack, one fumble recovery and one pass defended earning him an honorable mention freshman All-America selection from College Football News... Redshirted in 2008.

PERSONAL

Attended Gonzaga College H.S. in Washington, D.C., where he was named to the All-Washington Catholic Athletic Conference, All-Met, and All-Pigskin Club first teams... Played in the 2007 U.S. Army All-American Bowl... Graduated with a bachelor's degree in government and politics. Earned a Master's degree in the 2016 offseason... Married to the former Tatiana Uruburo... Son of Michael and Carrie Francis... Full name: Anthony Joseph Francis... Born May 7, 1990 in Washington, D.C.

YEAR-BY-YEAR STATS

DEFENSE

Year	Team	G	GS	Tack	Solo	Sack	PD	FF	FR
2015	Mia/Sea	3	0	3	2	0	0	0	0
Career		3	0	3	2	0	0	0	0

*Tackle stats according to STATS, LLC

29

KENDALL FULLER

CB**5-11 // 198****2nd NFL Season // Virginia Tech****DOB: Feb. 13, 1995 // Our Lady of Good Counsel H.S. (Olney, Md.)**

TRANSACTIONS

Originally selected by the Washington Redskins in the third round (84th overall) of the 2016 NFL Draft.

PRO

Young cornerback who is the youngest of four brothers to play in the NFL... Enters 2017 having appeared in 13 games with six starts as a rookie in 2016, recording 40 tackles (32 solo) and two passes defended.

YEAR-BY-YEAR

2016 (REDSKINS)

Played in 13 games with six starts at the nickel spot in his rookie campaign. Compiled 40 tackles (32 solo) and two passes defended on the year... Inactive in Weeks 1-3... Made NFL debut in a win vs. CLE (10/2), adding eight tackles (seven solo). Became the fourth brother in his family to appear in the NFL, helping the Fullers join the Browners as only the second set of four brothers to all play in the NFL... Recorded three solo tackles and a pass defended in a win at BAL (10/9)... Posted three tackles (one solo) in a win vs. PHI (10/16)... Contributed on defense and special teams at DET (10/23)... Made seven tackles (all solo) in a tie against CIN (10/30) in London... Tallied five tackles (four solo) and a pass defended in a win vs. MIN (11/13)... Added three tackles (two solo) in a win vs. GB (11/20)... Tied for team lead with five tackles (all solo) at DAL (11/24)... Recorded three tackles (two solo) at ARI (12/4)... Contributed on special teams in a win at PHI (12/11)... Played on defense and special teams vs. CAR (12/19)... Posted two tackles (one solo) in a win at CHI (12/24)... Played on defense and special teams vs. NYG (1/1).

COLLEGE

Played collegiately at Virginia Tech from 2013-15, starting 28 of the 29 games in which he appeared. Compiled 119 career tackles (73 solo, 8.0 for loss), 27 pass breakups, eight interceptions (one returned for a touchdown), two forced fumbles and two fumbles recovered... Limited by a knee injury to three games as a junior in 2015, posting seven tackles with one sack... Earned second-team All-American honors from the Football Writers Association of America and USA Today, among others, as a sophomore in 2014. Posted 54 tackles (32 solo, 4.5 for loss), two sacks and two interceptions in 13 games (all starts) and was a first-team All-ACC selection... Was named the ACC Defensive Rookie of the Year as a freshman in 2013 after posting 58 tackles (38 solo, 2.5 for loss), six interceptions, a forced fumble and one fumble recovery. Earned first-team freshman All-American selections from the FWAA, Sporting News, 247Sports and College Football News.

PERSONAL

Attended Our Lady of Good Counsel in Olney, Md., where he was a Parade All-American and earned Gatorade Player of the Year honors for the state of Maryland... Selected to the U.S. Army All-American Game and was the U.S. Army All-American Defensive Player of the Year... Graduated high school as the No. 9 overall prospect in the country, the No. 2 cornerback in the nation and the No. 1 prospect in Maryland by Rivals.com... Named All-Met Offensive Player of the

Year by the Washington Post, posting 44 receptions for 695 yards and seven touchdowns on offense, including three in the WCAC championship game against rival DeMatha. Posted three interceptions, eight pass breakups and 28 tackles, including a sack, on defense and was selected first-team All-WCAC... Was an All-Met selection at defensive back as a junior... Majored in finance... Son of Vincent Fuller and Nina Dorsey-Fuller... Has three older brothers — Vincent, Corey and Kyle — all of whom have played in the NFL. With Kendall's debut, the Fuller family joined the Browners — Ross, Jim, Joey and Keith — as the only set of four brothers to all play in the NFL... Born Feb. 13, 1995, in Baltimore, Md.

COMMUNITY

In 2016, supported local teenage boys and girls experiencing traumatic circumstances with their families at the Burgundy and Gold Banquet, participated in recess events alongside 200 students from various D.C. schools at a Play 60 event, played alongside fans to benefit children in the second annual Redskins Charity Golf Classic, read class favorites to middle school students and also served as a judge for a touchdown dance competition at Raymond Education Campus in Washington, D.C., participated in a financial literacy course hosted by eighth grade students at Kenmoor Middle School at Junior Achievement's Finance Park in Hyattsville, Md., packaged weekend bags for students at a Prince George's County Elementary School at the Capital Area Food Bank, donated winter coats and Redskins hats to 300 elementary school students from seven local area schools at the eighth annual Share the Warmth event, and participated in the annual Friday Night Lights program at local high schools as part of USAA's Salute to Service.

YEAR-BY-YEAR STATS

DEFENSE

Year	Team	G	GS	Tack	Solo	Sack	INT	PD
2016	Was	13	6	40	32	0	0	2
Career		13	6	40	32	0	0	2

*Tackle stats according to STATS, LLC

CAREER HIGHS

SINGLE-GAME

Total Tackles:	8, vs. Cleveland (10/2/16)
Solo Tackles:	7, twice, last at Cincinnati (10/30/16)
Passes Defended:	1, twice, last vs. Minnesota (11/13/16)

JUNIOR GALETTE

58



LB

6-2 // 254

7th NFL Season // Stillman

DOB: March 27, 1988 // St. Joseph Regional H.S. (Montvale, N.J.)

HONOR ROLL

Defensive Captain (2014)
USA Today All-Joe Team (2013)
Saints Media Good Guy Award (2013)

TRANSACTIONS

Originally entered the NFL as a college free agent with the New Orleans Saints on April 26, 2010... Re-signed with the Saints on March 9, 2013... Re-signed with the Saints on September 3, 2014... Released by the Saints on July 27, 2015... Signed with the Washington Redskins on July 31, 2015... Re-signed with the Redskins on March 16, 2016.

PRO

Joined the Redskins in training camp in 2015 having previously appeared in 64 regular season games with 30 starts with the New Orleans Saints from 2010-14... Enters the 2017 season having recorded 122 total tackles (87 solo), including 34 tackles for loss and 31.5 sacks, five forced fumbles and two fumble recoveries... Registered 22 combined sacks across the 2013-14 seasons, which ranked tied with Ryan Kerrigan for second-most in the NFC and tied for sixth-most in the NFL in that span.

YEAR-BY-YEAR

2016 (REDSKINS)

Suffered Achilles injury just prior to reporting to training camp. Spent the whole season on the Reserve/Non-Football Injury list after being placed on the list on July 28.

2015 (REDSKINS)

Joined the Redskins in training camp but suffered an Achilles injury during a preseason practice and was placed on the Reserve/Injured list on Aug. 30.

2014 (SAINTS)

Voted a defensive team captain by his teammates... Appeared in all 16 games and started the first 13 contests... Recorded 58 tackles (44 solo), 10 sacks, one pass defended and three forced fumbles... Set a Saints record with two safeties... Became the first Saint to record double-digit sacks in back-to-back seasons since Charles Grant in 2003-04... Had two multiple sack games with two takedowns of Panthers QB Cam Newton and a forced fumble at Carolina (10/30) and two sacks of Bears QB Jay Cutler at CHI (12/15) to raise his career total of multi-takedown performances to six. He was named NFC Defensive Player of the Week for Week 9, following the performance at CAR, where he also added five tackles (four solo). His first sack of the game forced Panthers' Newton to fumble and it was recovered by Curtis Lofton to set up New Orleans' first TD... Fourth quarter safety of QB Mike Glennon dropped Saints deficit to three points and got them ball back to set up game-tying field goal to send contest to overtime vs. TB (10/5)... Recorded second safety of season, when he dropped QB Josh McCown in end zone to clinch season-ending win at TB (12/28).

2013 (SAINTS)

Set career-highs in sacks (12), passes defended (three) and fumble recoveries (two) as he appeared in all 16 regular season games with 15 starts at outside linebacker. Also notched

50 tackles and a forced fumble... Sack total ranked second on the team as both he and defensive end Cameron Jordan became the first Saints duo to record double-digit sacks since 2004. Takedown total was the second-highest by an undrafted player as a Saint... Ranked fourth in the NFC and sixth in the NFL in sacks... Posted one quarterback takedown of Matt Ryan in the season opener vs. ATL (9/8)... Recovered a fumble forced by Jordan and added four stops (three solo) at TB (9/16)... Posted four tackles (two solo), one quarterback takedown of Carson Palmer and one pass defended vs. ARI (9/22)... Made four stops (two solo), one sack of QB Ryan Tannehill and one pass defended vs. MIA (9/30)... Recorded career-high seven tackles (six solo), a takedown of QB Thad Lewis and made a fumble recovery vs. BUF (10/27)... Made three tackles (two solo) and one sack of QB Geno Smith at NYJ (11/3)... Registered two tackles (one solo) and one quarterback takedown of Colin Kaepernick vs. SF (11/17)... Set a career-high with three sacks among his six tackles vs. CAR (12/8)... Finished with two solo tackles and one sack at CAR (12/22)... Had his second multiple-takedown game of season in regular season finale vs. TB (12/29), when he made four stops (three solo) with two sacks... Started both postseason contests and recorded three tackles (one solo).

2012 (SAINTS)

Played in 12 games with one start at left defensive end at DEN (10/28) and registered 22 tackles (18 solo), five sacks, one forced fumble and four special teams tackles... Ranked third on the club in sacks... Had two sacks, forcing a fumble on one vs. KC, (9/23)... Had six solo tackles and chipped in one sack at TB (10/21).

2011 (SAINTS)

Appeared in all 16 regular season games and finished ranked third on the club with 4.5 sacks, adding 27 tackles (15 solo), one pass defended and three special teams stops... Appeared in two games with one start in the playoffs and recorded one assisted tackle... Recorded three tackles (two solo) and split a sack of Packers QB Aaron Rodgers with S Roman Harper for his first career takedown in the NFL season opener at GB (9/8)... Tied for the team lead with Harper in recording two takedowns of Cutler vs. CHI, (9/18)... Recorded five tackles (two solo) and finished with a late sack of QB Matthew Stafford vs. DET (12/4).

2010 (SAINTS)

Appeared in four regular season games and recorded two tackles (one solo) and four special teams stops... In NFC Wild Card Playoff vs. SEA (1/8), recorded one special teams tackle.

COLLEGE

Played one season at Division II Stillman, where he earned second-team All-American honors as a senior in 2009 with 56 tackles and 9.5 sacks... Played in 33 games at Temple before transferring for his senior year... Tallied 139 tackles with 16.5 sacks, three forced fumbles and one blocked punt for the Owls... Posted 7.5 sacks as a junior and gained second-team All-MAC plaudits.

PERSONAL

Attended St. Joseph Regional H.S. (Montvale, N.J.), where he played linebacker and wide receiver in addition to being a standout basketball player... Was a second-team All-Bergen County selection at linebacker from the Bergen Record... Made 70 tackles at linebacker and caught 14 passes for 160 yards with three touchdowns in 2005 to help lead his team to an 11-1 record and a seventh straight state Non Public Group III title... Participated in Rebuilding Together's "Kick-off to Rebuild" event prior to Super Bowl XLVII, where he assisted in painting the front of several renovated and rehabilitated houses for local residents and served as a celebrity judge for a barbeque competition... Son of Jovais and Nancy Galette... Native of Spring Valley, N.Y... Full name: Junior Jovais Galette... Born March 27, 1988 in Porta-au-Prince, Haiti.

YEAR-BY-YEAR STATS

DEFENSE

Year	Team	G	GS	Tack	Solo	Sack	INT	PD
2010	NO	4	0	1	1	0	0	0
2011	NO	16	1	10	10	4.5	0	0
2012	NO	12	1	15	15	5	0	0
2013	NO	16	15	28	28	12	0	2
2014	NO	16	13	33	33	10	0	2
2015	Was							
2016	Was							
Career		64	30	87	87	31.5	0	4

*Tackle stats according to STATS, LLC

ADDITIONAL

FF-FR: 1-0 in 2012, 1-2 in 2013, 3-0 in 2014

POSTSEASON

Year	Team	G	GS	Tack	Solo	Sack	INT	PD
2010	NO	1	0	0	0	0	0	0
2011	NO	2	1	0	0	0	0	0
2013	NO	2	2	2	1	0	0	0
Career		5	3	2	1	0	0	0

CAREER HIGHS

SINGLE-GAME

Total Tackles:	7, vs. Minnesota (9/21/14)
Solo Tackles	5, at Tampa Bay (10/21/12)
Sacks:	3, vs. Carolina (12/8/13)
Passes Defensed:	1, four times, last vs. Baltimore (11/24/14)
Forced Fumbles:	1, five times, last at Chicago (12/15/14)
Fumbles Recovered:	1, twice, last vs. Buffalo (10/27/13)

82

MANASSAH GARNER

TE**6-2 // 241****1st NFL Season // Pittsburgh****DOB: March 11, 1992 // Brashear H.S. (Pittsburgh, Pa.)**

TRANSACTIONS

Originally entered the NFL with the Kansas City Chiefs as a college free agent on May 11, 2015... Waived by the Chiefs on May 19, 2015... Signed with the Cleveland Browns on August 9, 2015... Waived by the Browns on August 22, 2015... Signed to the Buffalo Bills' practice squad on December 30, 2015... Signed with the Denver Broncos on January 13, 2016... Waived by the Broncos on July 28, 2016... Signed by the Broncos on August 19, 2016... Waived by the Broncos on August 29, 2016... Signed to the Bills' practice squad on October 5, 2016... Signed to the Bills' active roster on October 21, 2016... Waived by the Bills on October 28, 2016... Signed to the Bills' practice squad on October 31, 2016... Signed with the Washington Redskins on May 15, 2017.

YEAR-BY-YEAR

2016 (BRONCOS/BILLS)

Completed two different stints with the Broncos in the offseason and preseason... Returned to the Bills' practice squad after being waived by Denver... Signed to the Bills' practice squad on Oct. 5. Spent Week 7 on the team's active roster and was active but did not play at MIA (10/23).

2015 (CHIEFS/BROWNS/BILLS)

Entered the league with the Chiefs as a college free agent but was waived during the offseason... Spent a portion of training camp on the Cleveland Browns and spent the season on the Bills' practice squad.

COLLEGE

Played collegiately at Pittsburgh after starting his career at Wisconsin... Appeared in 23 games with 14 starts at wide receiver, H-Back and tight end at Pittsburgh. Played 20 games at Wisconsin... Totaled 52 catches for 637 yards (12.3 avg.) with five touchdowns in his 43 collegiate games... Caught 17 passes for 201 yards (11.8 avg.) with two touchdowns as a senior at Pitt... Hauled in 33 passes for 391 yards (11.8 avg.) with three touchdowns as a junior... Sat out the 2012 season per NCAA transfer rules... Saw time at defensive end, wide receiver and on special teams in his two seasons at Wisconsin. Totaled 10 tackles as a sophomore and added two catches for 45 yards (22.5 avg.).

PERSONAL

Attended Brashear H.S. in Pittsburgh, Pa., where he was named All-State Class AAA by the Pennsylvania Sports Writers as a senior all-purpose player... Selected as the Pittsburgh Post-Gazette's City League Player of the Year... Totaled 83 receptions for 1,267 yards (15.3 avg.) and 21 touchdowns while adding 149 tackles, 10 sacks and four interceptions on defense... Majored in social sciences... First name pronounced "muh-NESS-uh"... Son of Marcellus and Mechella Garner. Has two sisters and one brother, and his cousin, Justin King, played at Penn State and was a 2008 fourth-round draft pick of the St. Louis Rams... Born March 11, 1992.

14



RYAN GRANT

WR

6-0 // 204

4th NFL Season // Tulane

DOB: Dec. 19, 1990 // West Brook H.S. (Beaumont, Texas)

TRANSACTIONS

Originally selected by the Washington Redskins in the fifth round (142nd overall) of the 2014 NFL Draft.

PRO

Enters his fourth NFL season in 2017 having previously recorded 39 receptions for 412 yards with two receiving touchdowns in 48 games across the 2014-16 seasons.

YEAR-BY-YEAR

2016 (REDSKINS)

Played all 16 games for a third straight year, making one start and catching nine passes for 76 yards on the year... Contributed on offense and special teams vs. PIT (9/12)... Caught a five-yard pass vs. DAL (9/18)... Played on offense and special teams in wins at NYG (9/25), vs. CLE (10/2), at BAL (10/9) and vs. PHI (10/16)... Caught one pass for five yards at DET (10/23)... Recorded a 17-yard reception in a tie against CIN (10/30) in London... Played on offense and special teams in a win vs. MIN (11/13)... Caught a four-yard pass in a win vs. GB (11/20)... Contributed on offense and special teams at DAL (11/24)... Caught two passes for 20 yards at ARI (12/4)... Played on offense and special teams in a win at PHI (12/11)... Played on offense and special teams vs. CAR (12/19)... Caught three passes for 25 yards in a win at CHI (12/24)... Contributed on offense and special teams vs. NYG (1/1).

2015 (REDSKINS)

Posted career highs with 23 receptions for 268 yards with two touchdowns while appearing in all 16 regular season games (with a career-high five starts) and one postseason contest... Caught one pass for 15 yards in season opener vs. MIA (9/13)... Recorded three receptions for 45 yards in a start vs. STL (9/20), including a career-long 35-yarder... Gained nine yards on two receptions at NYG (9/24)... Posted five receptions for 45 yards in a start vs. PHI (10/4)... Caught one pass for four yards at ATL (10/11)... Gained 22 yards on two receptions at NYJ (10/18)... Caught three passes for 54 yards including the first touchdown of his career in the largest comeback win (24 points) in team history vs. TB (10/25)... Played on offense and special teams at NE (11/8), vs. NO (11/15) and at CAR (11/22)... Recorded a 19-yard reception in a win vs. NYG (11/29)... Played on offense and special teams vs. DAL (12/7) and at CHI (12/13)... Added a 13-yard catch in a win vs. BUF (12/20)... Recorded a 24-yard reception in a division-clinching win at PHI (12/26)... Caught three passes for 18 yards with a touchdown in regular season finale at DAL (1/3)... Contributed on offense and special teams in NFC Wild Card Round vs. GB (1/10).

2014 (REDSKINS)

Played in all 16 games as a rookie with two starts, catching seven passes for 68 yards on the year... Made NFL debut on offense and special teams at HOU (9/7)... Caught five passes for 57 yards vs. JAX (9/14)... Contributed on offense and special teams at PHI (9/21), vs. NYG (9/25), vs. SEA (10/6) and at ARI (10/12)... Saw action on offense vs. TEN (10/19)... Made first NFL start at DAL (10/27)... Played on offense and special teams at MIN (11/2) and vs. TB (11/16)... Started in a four-receiver set at SF (11/23)... Played on offense and special teams at IND (11/30)... Caught one pass for four yards

vs. STL (12/7)... Contributed on offense and special teams at NYG (12/14) and vs. PHI (12/20)... Caught one pass for seven yards vs. DAL (12/28).

COLLEGE

Played at Tulane from 2009-13, starting 31 of the 47 games in which he appeared and finishing his career with 196 receptions for 2,769 yards and 21 touchdowns. His receptions and yardage figures finished fifth in school history... As a senior in 2013, led the Green Wave for the second consecutive year with 77 receptions for 1,039 yards and nine touchdowns in 13 games with 12 starts... Earned All-Conference USA honors from the league's coaches as a junior in 2012, starting all 12 games and recording 76 passes for 1,149 yards and six touchdowns. Led C-USA in receiving yards per game (95.8) that season... Redshirted in 2011 with a sports hernia... Started six of 12 games played in 2010, compiling 515 receiving yards with four touchdowns on 33 receptions... Played in nine games as a true freshman in 2009 and caught nine passes for 39 yards.

PERSONAL

Attended West Brook H.S. in Beaumont, Texas, where he lettered three times and helped the Bruins to a combined 27-8 record during his career... Won a District 21-5A title as a senior and advanced to the state playoffs all three seasons... Named first-team all-district as a senior after catching 42 passes for 717 yards and seven touchdowns... Named a two-star recruit by Rivals.com and Scout.com... Majored in business management and minored in marketing... Son of Greta Roberts and Reginald Grant... Full name: Ryan Joseph Grant... Born Dec. 19, 1990 in Beaumont, Texas.

COMMUNITY

In 2016, walked the runway alongside the Women of Washington to raise money for the WRCF at the second annual Redskins Runway Show, packaged weekend bags for students at a Prince George's County Elementary School at the Capital Area Food Bank, brought joy to 31 area women battling breast cancer at the team's annual All-Star Survivors Celebration, donated winter coats and Redskins hats to 300 elementary school students from seven local area schools at the eighth annual Share the Warmth event, distributed packaged food and turkeys to 2,500 families in need at the 14th annual Harvest Feast at FedExField, participated in several teambuilding and cognitive development exercises with 100 students at a Redskins FITT event at Jefferson Middle School in Southwest D.C., and welcomed 200 elementary school kids into the Redskins locker room at FedExField to meet Santa and take home toys for Christmas at Skins Santa Shoppe... Distributed hats and coats as part of the Share the Warmth event presented by Macy's and distributed sporting goods and toys to youth at D.C.'s Johnson Middle School in 2015... Visited hematology patients at a Washington, D.C. Ronald McDonald House and also stressed the importance of staying on the right path on a panel at the Fairfax Juvenile Detention Center in 2014.

YEAR-BY-YEAR STATS

RECEIVING

Year	Team	GP	GS	Rec	Yds	Avg	Lg	TD
2014	Was	16	2	7	68	9.7	21	0
2015	Was	16	5	23	268	11.7	35	2
2016	Was	16	1	9	76	8.4	17	0
Career		48	8	39	412	10.6	35	2

POSTSEASON

Year	Team	GP	GS	Rec	Yds	Avg	Lg	TD
2015	Was	1	0	0	0	0	0	0
Career		1	0	0	0	0	0	0

CAREER HIGHS

SINGLE-GAME

Receptions:	5, twice, last vs. Philadelphia (10/4/15)
Receiving Yards:	57, vs. Jacksonville (9/14/14)
Long (Receiving):	35, vs. St. Louis (9/20/15)
Receiving TD:	1, twice, last at Dallas (1/3/15)

23



DeANGELO HALL

S

5-10 // 200

14th NFL Season // Virginia Tech

DOB: Nov. 19, 1983 // Deep Creek H.S. (Chesapeake, Va.)

HONOR ROLL

Defensive Captain (2010-11, 2014, 2016)
Three-time Pro Bowler (2005, 2006, 2010 seasons)
2011 Pro Bowl MVP

TRANSACTIONS

Originally selected by the Atlanta Falcons in the first round (eighth overall) of the 2004 NFL Draft... Traded to the Oakland Raiders on March 21, 2008... Waived by the Oakland Raiders on November 5, 2008... Signed by the Washington Redskins as a free agent on November 8, 2008... Resigned by the Redskins on March 3, 2009... Released by the Redskins on March 11, 2013... Signed by the Redskins on April 4, 2013... Re-signed by the Redskins on February 19, 2014.

PRO

Enters 2017 having played in 166 career regular season games, with 157 starts, and four postseason contests (all starts)... Credited by STATS with 795 career tackles (623 solo), 43 interceptions, 139 passes defended, 11 forced fumbles, 15 fumble recoveries and two sacks through the 2016 season... Was selected to the Pro Bowl with the Falcons in 2005 and 2006 and with the Redskins in 2010, earning Pro Bowl MVP honors in the game following the 2010 season... Tied an NFL record with four interceptions at Chicago in 2010... Was the first player in NFL history to record five career fumble returns for touchdowns and five career interception returns for touchdowns.

YEAR-BY-YEAR

2016 (REDSKINS)

Voted as a defensive captain prior to the season... Limited by injury to three games (all starts), compiling 16 tackles (10 solo) and a pass defended... Recorded six tackles (three solo) vs. PIT (9/12)... Played in his 100th career regular season game with the Redskins vs. DAL (9/18), joining Darrell Green (295), Brig Owens (158), Pat Fischer (126), Ken Houston (112), Mark Murphy (109), Reed Doughty (107), Fred Smoot (101) and Todd Bowles (100) as the only defensive backs to play 100 regular season games for the team. Recorded five tackles (three solo) and a pass defended in the game... Registered five tackles (four solo) prior to exiting with a knee injury in a win at NYG (9/25)... Placed on Reserve/Injured list on Sept. 27.

2015 (REDSKINS)

Appeared in 11 regular season games (eight starts) and one postseason game, transitioning from cornerback to safety in the middle of the season. Compiled 48 tackles (39 solo), a forced fumble and a fumble recovery, which he returned for a touchdown in the team's division-clinching win in Week 16... Tied for team lead with eight tackles (six solo) with a pass defended vs. MIA (9/13)... Recorded four tackles (three solo) in a win vs. STL (9/20)... Made four tackles (three solo) at NYG (9/24) before exiting with a toe injury... Inactive vs. PHI (10/4), at ATL (10/11), at NYJ (10/18), vs. TB (10/25) and at NE (11/8)... Transitioned to safety following the injury... Returned to action in a win vs. NO (11/15), recording two assisted tackles... Contributed on defense at CAR (11/22)... Started at safety and recorded four solo tackles in a win vs. NYG (11/29)... Posted four tackles (two solo) vs. DAL (12/7)... Tied

for team lead with six solo tackles in a win at CHI (12/13)... Led Redskins with nine tackles (eight solo) and a pass defended in a win vs. BUF (12/20)... Posted four solo tackles, a forced fumble and a fumble recovery he returned 17 yards for a division-clinching score at PHI (12/26). Became the first player in NFL history to record at least five interception return touchdowns and five fumble return touchdowns in a career. Tied Jessie Tuggle for second-most fumble returns for touchdowns in NFL history (five)... Recorded three solo tackles in regular season finale at DAL (1/3)... Tallied six tackles (two solo) in NFC Wild Card Round vs. GB (1/10).

2014 (REDSKINS)

Played in three games — starting all three — before suffering a season-ending Achilles injury. Recorded 16 tackles (12 solo), a forced fumble and a fumble recovery on the season... Named by his teammates as the defensive captain prior to the season... Started and appeared in his 150th career NFL game at HOU (9/7), leading the team with eight tackles (seven solo)... Started and added three tackles (two solo) vs. JAX (9/14)... Started and recorded five tackles (three solo), one forced fumble and one fumble recovery at PHI (9/21) before exiting the game with an injured Achilles.

2013 (REDSKINS)

Started all 16 games for a fourth consecutive season... Credited by coaches with 106 tackles (79 solo), third-most on the team... Scored a team-record three defensive touchdowns (two via interception return, one via fumble return)... Started at cornerback vs. PHI (9/9) and had six tackles (three solo) and a fumble recovery he returned 75 yards for a touchdown. The fumble recovery touchdown was Hall's fourth of his career, the most among active NFL players and tied with four players for the third-most career fumble return touchdowns in NFL history... Started at GB (9/15) and had seven tackles (five solo) with a forced fumble... Started vs. DET (9/22) and added four tackles (three solo) and scored his second touchdown of the year on a 17-yard first quarter interception return. The pick made him the fifth active player to reach 40 career interceptions, joining Ed Reed, Charles Woodson, Champ Bailey and Asante Samuel. The interception return for touchdown was the fourth of his career, making Hall only the second player in NFL history to score at least four touchdowns by both interception return and by fumble return (Ronde Barber)... Started at OAK (9/29) and added two assisted tackles... Started at DAL (10/13), posting seven tackles (five solo) and a pass defended and helping limit Dez Bryant to only 36 receiving yards... Started vs. CHI (10/20), posting four tackles (three solo) and three passes defended... Started at DEN (10/27) and posted four solo tackles, three passes defended and two interceptions, one of which he returned 26 yards for a touchdown. The defensive touchdown was his third of the season (two via interception return, one via fumble return), making him the first player in Redskins history to score three defensive touchdowns in a season. The pick-six was the fifth in his career, making him the sixth active player with at least five career interception returns for touchdowns (Charles Woodson, Charles Tillman, Ed Reed, Asante Samuel and Lance Briggs). The two interceptions pushed him past Vernon Dean (1982-87) and Lemar Parrish (1978-81) into the Top 10 in team history... Started and posted five tackles (three solo) vs. SD (11/3)... Started and led the Redskins with 11 tackles (seven solo) and a forced fumble at MIN (11/7)... Started and added two solo tackles at PHI (11/17)... Started vs. SF (11/25), recording a solo tackle, a pass defended and his career-high third forced

fumble of the season... Started and registered seven tackles (five solo) vs. NYG [12/1]... Started and added six tackles (all solo) vs. KC [12/8]... Started and recorded four tackles (two solo) and a pass defended at ATL [12/15]... Started vs. DAL [12/22], notching four solo tackles and two passes defended, including his fourth interception... Started and made four solo tackles at NYG [12/29].

2012 (REDSKINS)

Started all 16 regular season games and finished third on the team in tackles (115, 89 solo) as credited by the coaching staff... Credited with 16 passes defended in addition to one sack, one fumble recovered and four interceptions... Started and registered two tackles (both for loss), including the first full sack of his career, dropping Drew Brees for a seven-yard loss in a season-opening win at NO [9/9]... Started at STL [9/16] and led the team with eight tackles (all solo), a pass defended and a fumble recovery — the 10th fumble recovery of his career, making him the 20th active player to reach double digits in fumble recoveries... Started and had 13 tackles (11 solo) and a pass defended vs. CIN [9/23]... Had five tackles, two passes defended and an interception as a starter at TB [9/30]... Started and registered nine tackles (five solo) vs. ATL [10/7]... Started and posted seven tackles and had a game-ending interception of QB Christian Ponder in the end zone vs. MIN [10/14]... Started and had three tackles and a pass defended at NYG [10/21]... Registered six tackles (five solo) as a starter at PIT [10/28]... Started and had three tackles and two passes defended vs. CAR [11/4]... Started and had an interception of QB Nick Foles in addition to seven tackles (six solo) in a win vs. PHI [11/18]... Started and had three tackles (two solo), two passes defended and an interception in a Thanksgiving Day win at DAL [11/22]. It was Hall's second consecutive game with an interception, marking the first time he had at least one interception in consecutive games since October 2010. He also had a 43-yard onside kick return in the final minute that he downed inside the five-yard line to allow the offense to kneel out the clock... Started in a win vs. NYG [12/3] on Monday Night Football and registered four tackles (three solo)... Started and posted seven tackles (four solo) in a win vs. BAL [12/9]... Started and registered six tackles (four solo) in a win at CLE [12/16]... Started and had five solo tackles in a win at PHI [12/23]... Started and had three tackles and three passes defended and was given a game ball by NBC's Sunday Night Football for his role in a division-clinching win vs. DAL [12/30]... Started and had six tackles (two solo) in NFC Wild Card Round vs. SEA [1/6].

2011 (REDSKINS)

Named a defensive captain for the second consecutive season... Named NFC Defensive Player of the Week for his performance in Week 12... Started all 16 games... Totaled 111 tackles (75 solo), three interceptions, one forced fumble and 16 passes defended... Started vs. NYG [9/11] and recorded eight tackles (four solo) and one pass defended... Started vs. ARI [9/18] and finished with six tackles (four solo) and one pass defended... Started at DAL [9/26] and recorded six tackles (six solo)... Started at STL [10/2] and recorded six tackles (five solo) and two passes defended... Started at left corner vs. PHI [10/16] and recorded five tackles (three solo) and one interception... Started at CAR [10/23] and recorded five tackles (four solo) and one pass defended... Started at BUF [10/30] and recorded seven tackles (six solo)... Started vs. SF [11/6] and recorded 13 tackles (eight solo) and one forced fumble... Started at MIA [11/13] and recorded eight tackles (four solo) and one pass defended... Started vs. DAL [11/20] and recorded eleven tackles (nine solo)... Started at SEA [11/27] and recorded seven tackles (two solo), seven passes defended and one interception, a performance that earned him recognition as the NFC Defensive Player of the

Week... Started vs. NYJ [12/4] and recorded seven tackles (six solo) and one pass defended... Started vs. NE [12/11] and recorded nine tackles (six solo)... Started at NYG [12/18] and recorded seven tackles (five solo), two passes defended and one interception... Started vs. MIN [12/24] and recorded two tackles (two solo) and one pass defended... Started at PHI [1/1/12] and recorded three tackles (two solo) and two passes defended.

2010 (REDSKINS)

Named a defensive captain... Earned his first trip to the Pro Bowl as a member of the Redskins and won game MVP honors... Named NFC Defensive Player of the Week for his performance in Week 7... Started all 16 games and led all Redskins with six interceptions, which tied him for fifth in the NFL and tied his career high... Also finished third on the team in tackles, with 112 (79 solo)... Totaled two forced fumbles, two fumble recoveries and 16 passes defended... Finished tied for first in the NFL in takeaways (8)... Started vs. DAL [9/12] and registered 12 tackles (10 solo), including one tackle for a loss, two passes defended, one forced fumble and a fumble recovery, which he returned 32 yards for a touchdown. The fumble recovery for a touchdown, which came after he stripped the ball from running back Tashard Choice, was the first of Hall's career and also accounted for the only touchdown scored by the Redskins... Opened the game and led his position group with 13 tackles (nine solo) vs. HOU [9/19]... Started at STL [9/26] and led all Redskins cornerbacks with nine tackles (six solo)... Opened the game at PHI [10/3] and registered seven tackles (three solo), one pass defended and an interception. His interception came in the endzone in the final play of regulation to clinch the Washington victory... Had 12 tackles (eight solo) vs. GB [10/10]... Totaled seven tackles (four solo) vs. IND [10/17]... Started at CHI [10/24]. Tied an NFL record by intercepting four passes, one of which he returned 92 yards for a touchdown. Became 19th NFL player and third Redskin to record four interceptions in the same game. He is the first NFL player to do so since Denver's Deltha D'Neal on Oct. 7, 2001. Sammy Baugh [11/14/43 vs. Detroit] and Dan Sandifer [10/31/48 vs. Boston] were the other Redskins to do so. Hall's 92-yard interception return for a touchdown was the longest of his career and tied for the third-longest in Redskins history. Became the first Redskins defender to score two defensive touchdowns in the same season since Andre Collins in 1994. Was named NFC Defensive Player of the Week for his performance. His jersey from the game now resides at the Pro Football Hall of Fame... Started at DET [10/31]. Had six tackles (four solo), two passes defended and one interception. The interception gave him six on the season, matching a career high and are the most by a Redskin since Matt Stevens had six in 1999... Had eight tackles (five solo) and one pass defended vs. PHI [11/15]... Started at TEN [11/21]... Opened the game vs. MIN [11/28]. Totaled four tackles (four solo) while helping hold quarterback Brett Favre to just 172 passing yards and no touchdowns... Totaled two tackles (two solo) and helped hold quarterback Eli Manning to 161 yards and a 62.2 passer rating at NYG [12/5]... Started vs. TB [12/12] and had four tackles (three solo) and two passes defended. Forced and recovered a fumble from Buccaneers running back LeGarrette Blount... Had three tackles (three solo) at DAL [12/19]... Started at JAX [12/26] and made six tackles (two solo)... Totaled eight tackles (seven solo) and two passes defended vs. NYG [1/2].

2009 (REDSKINS)

Played in 13 games with 12 starts, declared inactive for three games with a knee sprain (at PHI, 11/29; vs. NO, 12/6; and at OAK, 12/13)... Led the Redskins with four interceptions... Also totaled 64 tackles (44 solo), nine passes defended and one fumble recovery... Had 10 tackles (seven solo) at CAR

(10/11) and intercepted his third pass of the season, picking off quarterback Jake Delhomme... Notched four tackles (three solo) and an interception vs. DEN (11/15)... Sustained a knee sprain against at DAL (11/23) after recovering his first fumble of the season, but returned to total nine tackles.

2008 [RAIDERS/REDSKINS]

Started in eight games with the Oakland Raiders and played in seven games with four starts for the Redskins... Tied for sixth in the NFL in interceptions (5) and fifth in passes defended (21) in 2008 with Oakland and Washington... Tallied 49 tackles, three interceptions, 13 passes defended, one fumble recovery, one forced fumble and a half-sack as a member of the Raiders... Released by the Raiders on November 5... Signed with the Redskins on Nov. 8... Totaled 27 tackles (21 solo), two interceptions, eight passes defended and one fumble recovery with the Redskins... Made his Redskins debut at DAL (11/16) and had three tackles and intercepted Dallas quarterback Tony Romo... Made his first start with the Redskins at BAL (12/7) and had four tackles, one pass defended, one fumble recovery (returned for 10 yards) and one special teams stop.

2007 [FALCONS]

Tallied a career-high 71 tackles to go along with five interceptions for 80 yards, 16 passes defended, one fumble recovery, one fumble forced and a touchdown... Posted one tackle, one pass defended and one interception (19 yards) at MIN (9/9). The interception marked the 13th of his career and second on opening day (9/12/05 vs. PHI)... Recorded one tackle, one fumble recovery (56 yards – in the first quarter for a touchdown) and one pass defended at TEN (10/7)... Amassed a career high 11 tackles and tied a career high with four passes defended in addition to recording one interception (33 yards) vs. NYG (10/15).

2006 [FALCONS]

Earned second consecutive Pro Bowl nod after tallying 56 tackles, a team-high four interceptions, one fumble recovery and a career-high 16 passes defended... According to STATS Inc., less than half (48.7 percent) of the passes thrown his direction were completed... Had two tackles, one interception and two passes defended against ARI (10/1); his interception was returned 37 yards for a touchdown... Had a then-career-best two interceptions vs. TB (9/17).

2005 [FALCONS]

Started 15 games and led the team with a career-high six interceptions... Also tallied 68 tackles, 10 passes defended, two fumble recoveries, one forced fumble and one touchdown on the way to his first Pro Bowl selection... Registered eight punt returns for 82 yards and two kickoff returns for 45 yards... Matched up against WR Terrell Owens in the season opener and posted four tackles and one interception as he kept the Pro Bowl receiver out of the end zone before a nationally televised audience on ABC's "Monday Night Football" vs. PHI (9/12).

2004 [FALCONS]

Saw action in 10 games with nine starts after missing the first six games of the season with a hip injury suffered in the preseason... Registered 37 tackles, two interceptions, one forced fumble, six passes defended and a half-sack; also returned one kickoff for 48 yards... Tied for second on the team with eight passes defended and third with two interceptions... Posted first career interception vs. NO (11/28).

COLLEGE

Recorded 190 tackles, 20 passes defended, eight interceptions, two forced fumbles, one fumble recovery and seven receptions for 86 yards with one touchdown in his three-year career at Virginia Tech... Returned 56 punts for 839 yards and five touchdowns... His five punt returns for touchdowns rank second in Big East Conference history to former Redskins teammate Santana Moss (6, Miami)... First-team All-American as a punt returner as a junior... Semi-finalist for the Jim Thorpe Award, given to the nation's top defensive back, as he ranked sixth on the team with a career high 93 tackles... Tallied 56 tackles, 12 passes defended, four interceptions and one forced fumble in 10 starts as a sophomore... Registered 42 tackles and three interceptions as a freshman.

PERSONAL

Lettered in basketball, football and track at Deep Creek H.S. in Chesapeake, Va... Rushed for more than 1,300 yards and 30 touchdowns as a senior... First team all-state selection as a defensive back and kick returner as he intercepted nine passes and posted more than 100 tackles... Averaged 9.8 yards per carry as a junior and added seven picks... Placed sixth at the junior nationals in the 60-meter dash as a junior... Majored in secondary education... Served as an NFL Network analyst during the 2015 Scouting Combine... Married to his wife, Jada, with whom he has six children: Tyrel, Mya, TaLia, Bre, and twins, Jaden and DJ.

COMMUNITY

Has participated in several community events during his time in Washington, among them the CareFirst Legislative Reception, Coca-Cola's Get the Ball Rolling Flag Football Experience, Darrell Green's annual Christmas With The Redskins event, the team's 80th Anniversary Thank You Tour throughout Virginia, Maryland and Washington, D.C. in 2012, numerous PLAY 60 events, the Brian Mitchell Youth Football Camp, Macy's Redskins Coat Giveaway Event, London's Bridge Holiday events and more... Participated alongside guests at Ryan Kerrigan's Topgolf challenge to promote Kerrigan's Blitz for the Better Foundation in 2016... Also participated in the inaugural WQW Wives Runway Show to benefit the Washington Redskins Charitable Foundation in 2015 and contributed again in 2016.

YEAR-BY-YEAR STATS

DEFENSE

Year	Team	G	GS	Tack	Solo	Sack	INT	PD
2004	Atl	10	9	36	30	0.5	2	6
2005	Atl	15	15	66	59	0	6	10
2006	Atl	16	16	58	51	0	4	16
2007	Atl	16	15	70	63	0	5	16
2008	Oak/Was	15	12	74	63	0.5	5	21
2009	Was	13	12	58	46	0	4	9
2010	Was	16	16	95	65	0	6	16
2011	Was	16	16	90	65	0	3	16
2012	Was	16	16	90	64	1	4	14
2013	Was	16	16	78	57	0	4	13
2014	Was	3	3	16	12	0	0	0
2015	Was	11	8	48	39	0	0	2
2016	Was	3	3	16	10	0	0	1
Career		166	157	795	623	2	43	139

*Tackle stats according to STATS, LLC

KICK RETURN

Year	Team	KR	Yds	Avg	Lg	TD
2004	Atl	1	48	48	48	0
2005	Atl	2	45	22.5	23	0
2012	Was	1	43	43	43	0
Career		4	136	34	48	0

PUNT RETURN

Year	Team	PR	Yds	Avg	Lg	TD
2005	Atl	8	82	10.3	27	0
2007	Atl	5	41	8.2	16	0
2009	Was	2	-2	-1	0	0
2012	Was	1	0	0	0	0
Career		16	121	7.6	27	0

ADDITIONAL

FF-FR: 1-0 in 2004, 1-3 in 2005, 0-1 in 2006, 1-1 in 2007, 0-2 in 2008, 0-1 in 2009, 2-2 in 2010, 1-0 in 2011, 0-1 in 2012, 1-1 in 2013, 2-2 in 2014, 1-1 in 2015

FR TD: 1 in 2005, 1 in 2007, 1 in 2010, 1 in 2013, 1 in 2015

INT TD: 1 in 2004, 1 in 2006, 1 in 2010, 2 in 2013

POSTSEASON STATS

DEFENSE

Year	Team	G	GS	Tack	Solo	Sack	INT	PD
2004	Atl	2	2	8	6	0	0	0
2012	Was	1	1	6	2	0	0	1
2015	Was	1	1	6	2	0	0	0
Career		4	4	20	10	0	0	1

*Tackle stats according to STATS, LLC

KICK RETURN

Year	Team	KR	Yds	Avg	Lg	TD
2004	Atl	1	15	15.0	15	0
Career		1	15	15.0	15	0

ADDITIONAL

Receiving: 1 rec. for 6 yards (2004)

CAREER HIGHS

SINGLE-GAME

Total Tackles:	13, vs. Houston (9/19/10)
Solo Tackles:	11, vs. NY Giants (10/15/07)
Interceptions:	4, at Chicago (10/24/10)
Interception TD:	1, five times, last at Denver (10/27/13)
Passes Defensed:	5, at Seattle (11/27/11)
Forced Fumbles:	1, 11 times, last at Philadelphia (12/26/15)
Fumble Recoveries:	2, vs. New Orleans (12/12/05)
Fumble Recovery TD:	1, five times, last at Philadelphia (12/26/15)

13

MAURICE HARRIS

WR**6-3 // 200****2nd NFL Season // California****DOB: Nov. 11, 1992 // Northern Guilford H.S. (Greensboro, N.C.)**

TRANSACTIONS

Originally entered the NFL with the Washington Redskins as a college free agent on May 6, 2016... Waived on September 3, 2016... Signed to the Redskins' practice squad on September 4, 2016... Signed to Redskins' active roster on October 21, 2016.

PRO

Former college free agent who enters 2017 having previously appeared in 10 games, recording eight receptions for 66 yards.

YEAR-BY-YEAR

2016 (REDSKINS)

Caught eight passes for 66 yards in 10 games in his rookie season... Spent the first six weeks on the team's practice squad... Signed to active roster in Week 7... Made NFL debut at DET (10/23)... Played on offense and special teams in a tie against CIN (10/30) in London... Caught three passes for 28 yards in a win vs. MIN (11/13)... Recorded a 14-yard third-down conversion in a win vs. GB (11/20)... Gained 11 yards on two receptions at DAL (11/24)... Caught a pass for a two-yard loss at ARI (12/4)... Contributed on offense and special teams in a win at PHI (12/11)... Played on offense and special teams vs. CAR (12/19) and in a win at CHI (12/24)... Caught one pass for 15 yards vs. NYG (1/1).

COLLEGE

Played collegiately at Cal from 2012-15, appearing in 46 career games with 14 starts and catching 81 career passes for 1,009 yards with 10 touchdowns... Posted career highs of 40 receptions, 558 receiving yards and six touchdown catches as a senior, playing in all 13 games with seven starts in 2015... Played in 12 games with six starts as a junior in 2014, totaling 25 receptions, 252 receiving yards and two touchdown receptions... Appeared in 10 games including his first career start at UCLA in 2013, and finished the season with seven receptions and 100 receiving yards... Played in seven games as a redshirt freshman in 2012... Redshirted in 2011.

PERSONAL

Attended Northern Guilford H.S. in Greensboro, N.C., where he played wide receiver and cornerback during an all-state and SuperPrep all-regional campaign as a senior... Led the 3-A Mid-State League in receiving (54 receptions for 1,104 yards receiving with 12 touchdowns) and interceptions (10) to earn Prepstar and SuperPrep all-region honors... Was a 4-star recruit according to ESPN while garnering three stars from both Rivals and Scout... Majored in African American studies... Son of Lynell Harris and Carmen Maynard. Cousin of NFL receiver Keenan Allen... Born Nov. 11, 1992.

COMMUNITY

In 2016, participated in recess events alongside 200 students from various D.C. schools at a Play 60 event, played alongside fans to benefit children in the second annual Redskins Charity Golf Classic, read class favorites to middle school students and served as a judge for a touchdown dance competition at Raymond Education Campus in Washington, D.C., and participated in a financial literacy course hosted by eighth grade students at Kenmoor Middle School at Junior Achievement's Finance Park in Hyattsville, Md.

YEAR-BY-YEAR STATS

RECEIVING

Year	Team	GP	GS	Rec	Yds	Avg	Lg	TD
2016	Was	10	0	8	66	8.3	15	0
Career		10	0	8	66	8.3	15	0

ADDITIONAL

Fumbles-Lost: 1-0 in 2016

KICK RETURN

Year	Team	KR	Yds	Avg	Lg	TD
2016	Was	3	47	15.7	26	0
Career		3	47	15.7	26	0

CAREER HIGHS

SINGLE-GAME

Receptions: 3, vs. Minnesota (11/13/16)
Receiving Yards: 28, vs. Minnesota (11/13/16)

15

MATT HAZEL

WR**6-1 // 195****2nd NFL Season // Coastal Carolina****DOB: Jan. 23, 1992 // North Augusta (S.C.) H.S.**

TRANSACTIONS

Originally selected by the Miami Dolphins in the sixth round (190th overall) of the 2014 NFL Draft... Waived by the Dolphins on August 30, 2014... Signed to the Dolphins' practice squad on September 1, 2014... Signed to the Dolphins' active roster from the practice squad on December 20, 2014... Resigned with the Dolphins on April 11, 2016... Waived by the Dolphins on August 27, 2016... Signed to the Buffalo Bills' practice squad on September 5, 2016... Released from the Bills' practice squad on October 4, 2016... Signed to the Washington Redskins' practice squad on October 25, 2016.

YEAR-BY-YEAR

2016 [DOLPHINS/BILLS/REDSKINS]

Waived by the Dolphins in late August... Spent Weeks 1-4 on the Bills' practice squad... Signed to the Redskins' practice squad in Week 8.

2015 [DOLPHINS]

Played in five games with one start... Inactive for 11 contests... Made his NFL debut playing in a reserve role on offense in victory vs. BAL (12/6)... Made first career start at SD (12/20).

2014 [DOLPHINS]

Signed to Miami's active roster from the practice squad on Dec. 20... Inactive for the final two games of the season vs. MIN (12/21) and vs. NYJ (12/28).

COLLEGE

Four-year letterman (2010-13) and three-year starter at Coastal Carolina... Played in 49 career games with 39 starts... Recorded career totals of 183 receptions for 2,553 yards and 28 touchdowns. Added three rushes for 20 yards and a touchdown... Started 14 games as a senior in 2013 and was a first-team All-Big South Conference selection. Recorded a school-record 70 receptions for 990 yards with nine touchdowns. Also added two carries for 25 yards and a touchdown... Started 13 games as a junior in 2012 and was named first-team All-Big South. Recorded 61 receptions for 799 yards with a long of 55 yards and eight touchdowns... Played in 11 games with nine starts as a sophomore in 2011. Named second-team All-Big South. Recorded 32 receptions for 488 yards and six touchdowns... Played in 11 games with three starts as a freshman in 2010. Recorded 20 catches for 276 yards and five touchdowns.

PERSONAL

Attended North Augusta (S.C.) H.S., where he recorded 75 catches for 1,193 receiving yards with 18 touchdowns as a senior... Named to the 2009 Shrine Bowl squad, representing South Carolina... Born Jan. 23, 1992.

YEAR-BY-YEAR STATS

RECEIVING

Year	Team	GP	GS	Rec	Yds	Avg	Lg	TD
2015	Mia	5	1	0	0	-	-	0
Career		5	1	0	0	-	-	0

90**ZIGGY HOOD****DL****6-3 // 305****9th NFL Season // Missouri****DOB: Feb. 16, 1987 // Palo Duro H.S. (Amarillo, Texas)****TRANSACTIONS**

Originally selected by the Pittsburgh Steelers in the first round (32nd overall) of the 2009 NFL Draft... Signed with the Jacksonville Jaguars as an unrestricted free agent on March 13, 2014... Released by the Jaguars on October 20, 2015... Signed with the Chicago Bears on October 22, 2015... Waived by the Bears on December 15, 2015... Signed with the Washington Redskins on February 3, 2016... Re-signed with the Redskins on March 15, 2017.

PRO

Joined the Redskins in the 2016 offseason... Enters 2017 having previously appeared in 114 career regular season games with 60 starts across the 2009-16 seasons... Enters 2017 having previously been credited by STATS with 197 tackles (124 solo), 13.5 sacks, 10 passes defended, five fumble recoveries and a forced fumble... Started all 16 regular season games on Pittsburgh's AFC title-winning team in 2010, earning a berth in Super Bowl XLV.

YEAR-BY-YEAR**2016 (REDSKINS)**

Played in all 16 games with 14 starts, adding 33 tackles (17 solo), a sack and a forced fumble on the year... Made two tackles (one solo) in his Redskins debut vs. PIT (9/12)... Recorded a solo tackle vs. DAL (9/18) in his 100th career regular season game... Added two assisted tackles in a win at NYG (9/25)... Posted a solo tackle and his first career forced fumble in a win vs. CLE (10/2)... Made two tackles (one solo) including his first sack as a member of the Redskins in a win at BAL (10/9)... Added a tackle and a pass defended in a win vs. PHI (10/16)... Tallied two tackles (one solo) at DET (10/23)... Posted two tackles (one solo) in a tie against CIN (10/30) in London... Recorded two tackles (one solo) in a win vs. MIN (11/13)... Added a solo tackle in a win vs. GB (11/20)... Contributed two tackles (one solo) at DAL (11/24)... Recorded five solo tackles and a pass defended at ARI (12/4)... Posted four tackles (two solo) in a win at PHI (12/11)... Added two tackles vs. CAR (12/19)... Contributed an assisted tackle in a win at CHI (12/24)... Tallied three tackles (one solo) and a pass defended vs. NYG (1/1).

2015 (JAGUARS/BEARS)

Spent the offseason with the Jaguars and was placed on Reserve/Injured on Sept. 5... Passed physical and was released off of Reserve/Injured on Oct. 20... Joined the Bears prior to Week 7... Active but did not play vs. MIN (11/1)... Inactive at SD (11/9), at STL (11/15) and vs. DEN (11/22)... Made Bears debut vs. GB (11/26) and played vs. SF (12/6)... Inactive vs. WAS (12/13).

2014 (JAGUARS)

Played in all 16 games, contributing 24 tackles (17 solo, two for loss) and a sack... Also recovered a Nick Foles fumble in his Jaguars debut at PHI (9/7)... Recorded a sack of Titans quarterback Charlie Whitehurst at TEN (10/12)... Posted season highs with three tackles at IND (11/23), vs. HOU (12/7) and at HOU (12/28).

2013 (STEELERS)

Played in all 16 games with seven starts... Totaled 40 tackles (27 solo), 3.0 sacks, one pass defended and one fumble

recovery... Made six tackles vs. TEN (9/8)... Contributed four tackles at CIN (9/16)... Registered first sack of the season at NYJ (10/13) when he took down Geno Smith for a two-yard loss... Started at defensive end vs. DET (11/17) and sacked Matthew Stafford for a seven-yard loss... Started at defensive end vs. CIN (12/15) and posted his third sack of the season on an eight-yard takedown of Andy Dalton.

2012 (STEELERS)

Started at defensive end in all 16 games... Matched career high with three sacks and 40 tackles. Tied for the team lead with two fumble recoveries... Had a career-high two passes defended at CIN (10/21)... Blocked a PAT vs. WAS (10/28)... Sacked Joe Flacco at BAL (12/2)... Had a career-high nine tackles, including a sack of Philip Rivers vs. SD (12/9).

2011 (STEELERS)

Played in all 16 regular season games, starting 14 at defensive end... Totaled 36 tackles, 1.5 sacks, 20 quarterback pressures and one pass defended... Started the lone post-season contest and added two tackles and one quarterback pressure... Registered three tackles and one pressure at CIN (11/13)... Posted a season-high five tackles vs. CIN (12/4)... Tied season-high with five tackles at SF (12/19)... Started at defensive end and had two tackles and in AFC Wild Card game at DEN (1/8).

2010 (STEELERS)

Played in all 16 regular season games with nine starts... Totaled 20 tackles, three sacks, 18 quarterback pressures and two passes defended... Started all three postseason contests, including Super Bowl XLV... Made his first career start at defensive end and the first of nine consecutive starts in place of injured Aaron Smith at NO (10/31), recording two tackles... Posted a six-yard sack on the Ravens' first drive of the game at BAL (12/5), his first of the season and second of his career... Recorded a seven-yard sack in the fourth quarter vs. CAR (12/23), his second sack of the season... Played in his first postseason contest in AFC Divisional Round vs. BAL (1/15), starting at defensive end and recording five tackles including his first postseason sack... Started at defensive end and notched four tackles in AFC Championship vs. NYJ (1/23)... Saw significant action but did not start in Super Bowl XLV vs. GB (2/6) as the Steelers opened the game in nickel. Recorded a four-yard sack of Aaron Rodgers.

2009 (STEELERS)

Played in all 16 games as a reserve defensive end and saw action on special teams as a rookie... Totaled seven tackles, including one sack, and added one fumble recovery... Made his NFL debut vs. TEN (9/10)... Made his first career tackle vs. CIN (11/15)... Registered a season-high three tackles (two solo) vs. OAK (12/6)... Posted the first sack of his career and recovered a fumble vs. BAL (12/27).

COLLEGE

Played collegiately at Missouri, where he started 35 (including the final 31) of the 50 games in which he played... Finished career with 170 tackles (98 solos), 15.5 sacks, 22.5 tackles for loss and 22 quarterback pressures. Also forced five fumbles and had three fumble recoveries... Was named team captain en route to a first-team All-Big 12 selection in 2008. Earned Mizzou Defensive Lineman of the Year honors after starting all 14 games and posting a career-high 62 tackles (31 solo) while finishing second on the team with five sacks... Was an honorable mention All-Big 12 selection in 2007 after totaling 49 tackles, 5.0 sacks, eight tackles for loss and forcing three fumbles... Played in 10 games as a sophomore in 2006, making seven starts after missing action due to a broken foot... Saw action in all 12 games in 2005 and totaled 23 tackles, including 1.5 sacks and 2.5 tackles for loss.

PERSONAL

Attended Palo Duro H.S. in Amarillo, Texas, where he was named 3-4A Defensive Player of the Year after making 93 tackles, including 13.0 sacks, and scoring three defensive touchdowns as a senior... Earned All-District honors his junior and senior seasons... As a junior, made 76 tackles, including 5.0 sacks and returned an interception for a touchdown... Also threw the shot put and discus for the school's track team... Majored in biology... Son of Mary Payne and Charles Hood... Legal first name is Evander. Received the nickname "Ziggy" from his grandmother when he was a child... Born Feb. 16, 1987.

YEAR-BY-YEAR STATS

DEFENSE

Year	Team	G	GS	Tack	Solo	Sack	PD	FF	FR
2009	Pit	16	0	8	5	1	2	0	1
2010	Pit	16	9	20	15	3	1	0	0
2011	Pit	16	14	31	19	1.5	1	0	0
2012	Pit	16	16	42	25	3	3	0	2
2013	Pit	16	7	39	26	3	0	0	1
2014	Jax	16	0	24	17	1	0	0	1
2015	Chi	2	0	0	0	0	0	0	0
2016	Was	16	14	33	17	1	3	1	0
Career		114	60	197	124	13.5	10	1	5

*Tackle stats according to STATS, LLC

POSTSEASON

Year	Team	G	GS	Tack	Solo	Sack	PD	FF	FR
2010	Pit	3	2	10	8	2	0	0	0
2011	Pit	1	1	4	4	0	0	0	0
Career		4	3	14	12	2	0	0	0

CAREER HIGHS

SINGLE-GAME

Total Tackles:	8, last vs. San Diego (12/9/12)
Solo Tackles:	5, three times, last vs. Arizona (12/4/16)
Sacks:	1, many times, last at Baltimore (10/9/16)
Forced Fumbles:	1, vs. Cleveland (10/2/16)
Fumbles Recovered:	1, five times, last at Philadelphia (9/7/14)

3

DUSTIN HOPKINS

K**6-2 // 203****4th NFL Season // Florida State****DOB: Oct. 1, 1990 // Clear Lake H.S. (Houston, Texas)**

TRANSACTIONS

Originally selected by the Buffalo Bills in the sixth round (177th overall) of the 2013 NFL Draft... Waived by the Bills on August 25, 2014... Signed to the New Orleans Saints' practice squad on December 17, 2014... Waived by the Saints on September 5, 2015... Signed with the Washington Redskins on September 14, 2015.

PRO

Enters 2017 having previously kicked in 31 games, converting 59-of-70 field goal attempts (84.3 percent) and 75-of-79 PATs (94.9 percent). Also recorded 117 touchbacks on 166 career kickoffs (70.5 percent) through the conclusion of the 2016 season... Entering the 2017 campaign, his 84.3 career field goal percentage was second-best among kickers with at least 50 made field goals in team history. Was perfect (19-for-19) inside of 30 yards across the 2015-16 seasons.

YEAR-BY-YEAR

2016 (REDSKINS)

Converted 34-of-42 field goal attempts (81.0 percent) and 36-of-39 PATs for 138 points in 16 games. His 34 field goals broke Mark Moseley's 1983 team record (33)... Named the NFC's Special Teams Player of the Month for September after opening the season 11-for-11 on field goal attempts, becoming the first Redskins kicker to earn the honor. His 11 field goals were the most through the first three games in team history... Converted 3-of-3 field goal attempts and his lone PAT vs. PIT (9/12)... Added another 3-for-3 performance on field goals vs. DAL (9/18)... Tied a team record by converting a career-high five field goals on five attempts in a win at NYG (9/25), earning his first career NFC Special Teams Player of the Week honor... Made a 49-yard field goal and four PATs in a win vs. CLE (10/2). Extended career-long streak of consecutive regular season field goals to 16, dating back to 2015... Had his streak of consecutive field goal attempts end at 16 in a win at BAL (10/9) when his 56-yard attempt into 30 mph wind gusts fell short... Went 2-for-2 on field goal attempts including a 50-yarder in a win vs. PHI (10/16)... Went 1-for-2 on field goals at DET (10/23)... Helped force overtime with a 40-yard field goal in the fourth quarter but finished 2-for-4 on field goals in a tie against CIN (10/30) in London... Converted 4-of-4 field goal attempts and 2-of-2 PATs in a win vs. MIN (11/13). In the process, became the 29th player in team history to record 200 career points with the Redskins. Passed Scott Blanton (44) for 10th-most career field goals in franchise history... Made a 37-yard field goal and was 3-for-4 on PATs in exceedingly windy conditions in a win vs. GB (11/20)... Went 2-for-4 on field goals at DAL (11/24). Also added two PATs to reach 100 points on the season, becoming the first member of the Redskins to accomplish the feat in consecutive seasons since Graham Gano in 2010-11... Went 3-for-3 on field goal attempts at ARI (12/4), including a season-long 53-yarder. Set a new single-season career high and passed Brett Conway (52) for ninth on the team's all-time career field goals list... Had a streak of 15 consecutive games with a field goal snapped in a win at PHI (12/11). Was one game shy of tying Mark Moseley (16 consecutive games across the 1976-77 seasons) for the second-longest streak in team history... Converted all three field goal attempts vs. CAR (12/19). Entered the Top 10 in points in a single season in franchise history (includ-

ing both kickers and position players). Pushed his field goal total this season to 31, tying Graham Gano (31 in 2011) and Chip Lohmiller (31 in 1991) for second-most in team history. Passed Sam Baker and John Hall (54 each) for seventh on the team's all-time made field goals list... Converted 2-of-2 field goal attempts and five PATs in a win at CHI (12/24). With his second field goal, tied Mark Moseley's record (33 in 1983) for the most field goals in a single season in team history. Passed No. 6 Terry Allen (126 in 1996), No. 5 Chip Lohmiller (128 in 1989) and No. 4 Lohmiller (131 in 1990) on the franchise's single-season scoring list... Broke Mark Moseley's team record for field goals in a season with his 34th field goal of the season vs. NYG (1/1). Became the 18th player in Redskins history (including both kickers and position players) to record 250 career points, and his field goal also tied him with Graham Gano (59) for sixth-most career field goals made in Redskins history.

2015 (SAINTS/REDSKINS)

Completed first season 25-of-28 on field goal attempts for Washington. His 89.3 field goal percentage in 2015 marked the third-best single-season percentage in Redskins history... Spent the offseason with the Saints before being waived during final cuts... Signed with the Redskins in Week 2... Made NFL debut in win vs. STL (9/20), converting a 46-yard field goal and three PATs... Went 2-for-2 on field goal attempts at NYG (9/24)... Made a career-high three field goals in a 3-for-3 performance vs. PHI (10/4), also converting on two PATs... Went 2-for-3 on field goals at ATL (10/11), including a then-career-long 52-yarder with no time remaining to force overtime. Became the first Redskins kicker to force overtime with a game-tying field goal in the final minute of regulation since John Hall vs. the New York Giants on Sept. 21, 2003... Recorded a career-long 54-yard field goal at NYJ (10/18), the longest Redskins field goal since Graham Gano's team-record 59-yard field goal on Nov. 6, 2011. Became the first Redskins kicker to record a field goal of 50 yards or more in consecutive games since John Hall in Weeks 5-6 of the 2003 season... Converted a 35-yard field goal and also kicked the NFL's first successful onside kick of the season in the largest comeback win (24 points) in team history vs. TB (10/25)... Hit a 23-yard field goal at NE (11/8)... Converted a career-high four field goals on four attempts against his former team vs. NO (11/15), pushing his career-best streak of consecutive made field goals to 10... Was 2-for-2 on PATs at CAR (11/22)... Went 2-for-3 on field goals and 2-for-2 on PATs in a win vs. NYG (11/29)... Converted three-of-four field goal attempts vs. DAL (12/7)... Converted his only field goal attempt — a 47-yarder into the wind at Solider Field — early in the fourth quarter in a three-point win at CHI (12/13)... Went 5-for-5 on PATs in a win vs. BUF (12/20)... Converted a 28-yard field goal and went 4-for-5 on PATs in a division-clinching win at PHI (12/26). Exceeded the 100-point mark for the season during the game, posting the 25th 100-point season in team history... Converted two field goal attempts in regular season finale at DAL (1/3)... Hit a 25-yard field goal in NFC Wild Card Round vs. GB (1/10).

2014 (BILLS/SAINTS)

Signed to the Saints' practice squad on Dec. 17 after spending the offseason with the Bills.

2013 (BILLS)

Inactive for each of the first five games with a groin injury before being placed on Injured Reserve on Oct. 7.

COLLEGE

Played collegiately at Florida State, setting a new NCAA career scoring record for kickers (466 points) during a storied four-year career... Also established new NCAA, ACC and Florida State records with 88 career field goals... His 88th career field goal in the Orange Bowl over Northern Illinois pushed him past Georgia's Billy Bennett (87, 2000-03)... Kicked at least one field goal in 46 career games to set the all-time NCAA record... Walter Camp All-American and AP All-American (Second Team) as a senior captain when he posted 140 points to set a new conference all-time single season scoring mark, as he made 25-of-30 field goal attempts... As a junior in 2011, converted 22-of-27 field goal attempts and was a first-team All-ACC selection.

PERSONAL

Attended Clear Lake H.S. in Houston, where he was a two-time Texas 5A all-state selection and USA Today first-team All-American as a senior... Participated in the Under Armour All-America game... Also started in the secondary for Clear Lake... Boasted better than a 4.0 weighted GPA... Son of Jim and Karen Hopkins... Married his wife, Gabrielle, in July of 2014 and welcomed their son, Wake Steele, in March of 2017... Born Oct. 1, 1990.

COMMUNITY

Has been a staple in the D.C. community since joining the Redskins in 2015... In 2016, played alongside fans to benefit children in the second annual Redskins Charity Golf Classic., celebrated schools that reached touchdown status in the Fuel Up to Play 60 Program by serving as a celebrity coach at Park View H.S. in Sterling, Va., walked the runway alongside the Women of Washington to raise money for the WRCF at the second annual Redskins Runway Show, brought joy to 31 area women battling breast cancer at the team's annual All-Star Survivors Celebration and welcomed 200 elementary school kids into the Redskins locker room at FedExField to meet Santa and take home toys for Christmas at Skins Santa Shoppe... In 2015, spoke to the male population about life goals during Males Make a Difference Day at Capital Heights Elementary School, played in a flag football tournament with 120 middle school students at the team's indoor training facility, served as a celebrity waiter to raise money for Ryan Kerrigan's Blitz for the Better foundation, welcomed 1,100 children into the Redskins locker room at FedExField to meet Santa and take home toys for Christmas at Skins Santa Shoppe, and distributed hats and coats as part of the Share the Warmth event presented by Macy's.

YEAR-BY-YEAR STATS

KICKING

Year	Team	G	FG	Pct.	Lg	PAT	Pct.	Pts.
2015	Was	15	25/28	89.3	54	39/40	97.5	114
2016	Was	16	34/42	81.0	53	36/39	92.3	138
Career		31	59/70	84.3	54	75/79	84.9	252

KICKOFFS

Year	Team	KO	TB	Pct	Yds	Avg
2015	Was	76	52	68.4	4991	64.4
2016	Was	90	65	72.2	5760	64.0
Career		166	117	70.5	10651	64.2

ADDITIONAL

Game-Winning FGs (last 2:00/OT): 1 (9/25/16 at NYG)
 Career-Best Streak: 16* (Wk. 14 2015-Wk. 4 2016)

*Regular season only

POSTSEASON

2015: 1-of-1 on FG, 1-for-2 on PAT

CAREER HIGHS

SINGLE-GAME

Field Goals Made:	5, at NY Giants (9/25/16)
Field Goals Att.:	5, at NY Giants (9/25/16)
PATs Made:	5, three times, last at Chicago (12/24/16)
PATs Att.:	5, three times, last at Chicago (12/24/16)
Points:	17, twice, last at NY Giants (9/25/16)
Kickoffs:	9, vs. New Orleans (11/15/15)
Kickoff Touchbacks:	7, at NY Giants (9/25/16)

98

MATT IOANNIDIS

DL**6-3 // 305****2nd NFL Season // Temple****DOB: Jan. 11, 1994 // Hunterdon Central Regional H.S. (Flemington, N.J.)**

TRANSACTIONS

Originally selected by the Washington Redskins in the fifth round (152nd overall) of the 2016 NFL Draft... Waived on September 3, 2016... Signed to the Redskins' practice squad on September 4, 2016... Signed to the Redskins' active roster on September 19, 2016.

PRO

Former fifth-round pick who enters 2017 having previously appeared in 10 games, recording eight tackles (six solo), according to STATS.

YEAR-BY-YEAR

2016 (REDSKINS)

Appeared in 10 games as a rookie, adding eight tackles (six solo)... Waived during final cuts but signed to the practice squad a day later... Promoted to the Redskins' active roster in Week 3... Made NFL debut in his home state of New Jersey, appearing on special teams in a win at NYG (9/25)... Played on defense and special teams in a win vs. CLE (10/2)... Added two tackles (one solo) in a win at BAL (10/9)... Posted a tackle in a win vs. PHI (10/16)... Made a solo tackle at DET (10/23)... Inactive at CIN (10/30), vs. MIN (11/13), vs. GB (11/20) and at DAL (11/24)... Contributed on defense and special teams at ARI (12/4)... Added two solo tackles in a win at PHI (12/11)... Contributed a solo tackle vs. CAR (12/19)... Played on defense and special teams in a win at CHI (12/24)... Made a solo tackle vs. NYG (1/1).

COLLEGE

Played collegiately at Temple from 2012-15, appearing in 43 career games for the Owls... Posted 118 career tackles (77 solo, 30.0 for loss), 10.0 sacks, eight pass breakups and a forced fumble... Two-time team captain... Started every game in 2015, earning first-team All-AAC honors and being named a third-team All-American by Phil Steele... Led all Temple defensive linemen with 47 tackles and led the entire defense with 11.0 tackles for loss. Named second-team All-AAC... Changed his number from No. 95 to No. 9 in keeping with school tradition that dictates single-digit numbers be given to the toughest players on the team... Played in every game as a sophomore in 2013, tying for the Owls lead with 3.0 sacks and finishing as the defensive line's leading tackler (26)... Played in six games as a true freshman in 2012.

PERSONAL

Attended Hunterdon Central Regional H.S. in Flemington, N.J., where he was a team captain and three-year letterwinner... Was a 2011 Newark Star-Ledger second-team all-state selection, a first-team all-state Group 4 honoree, and all-West Jersey honoree... Helped the Red Devils to three consecutive Mid-State 39 Delaware Division Conference championships from 2009-11... As a senior, posted 101 tackles (65 solo, 14 for loss), 8.0 sacks, three fumble recoveries, a blocked punt and a touchdown... Majored in communication studies... Son of Betsy Ioannidis. Has two brothers, Andrew and Kevin... Last name pronounced "eye-an-NYE-dis"... Born Jan. 11, 1994 in Marlton, N.J.

COMMUNITY

In 2016, participated in recess events alongside 200 students from various D.C. schools at a Play 60 event, played alongside fans to benefit children in the second annual Redskins Charity Golf Classic, read class favorites to middle school students and also served as a judge for a touchdown dance competition at Raymond Education Campus in Washington, D.C., and participated in a financial literacy course hosted by eighth grade students at Kenmoor Middle School at Junior Achievement's Finance Park in Hyattsville, Md.

YEAR-BY-YEAR STATS

DEFENSE

Year	Team	G	GS	Tack	Solo	Sack	PD	FF	FR
2016	Was	10	0	8	6	0	0	0	0
Career		10	0	8	6	0	0	0	0

*Tackle stats according to STATS, LLC

31

MATT JONES

RB**6-2 // 239****3rd NFL Season // Florida****DOB: March 7, 1993 // Armwood H.S. (Seffner, Fla.)**

TRANSACTIONS

Originally selected by the Washington Redskins in the third round (95th overall) of the 2015 NFL Draft.

PRO

Enters 2017 having previously appeared in 20 career games with seven starts... Rushed 243 times for 950 yards with six rushing touchdowns and caught 27 passes for 377 yards and one receiving touchdown in his first two NFL seasons from 2015-16.

YEAR-BY-YEAR

2016 (REDSKINS)

Started all seven games in which he appeared, rushing 99 times for 460 yards with three rushing touchdowns and catching eight passes for 73 yards on the year... Rushed seven times for 24 yards and caught a nine-yard pass in a start vs. PIT (9/12)... Gained 61 yards on 13 carries with a touchdown vs. DAL (9/18). Also added a four-yard reception... Gained 65 yards on 17 carries and caught two passes for 14 yards in a win at NYG (9/25)... Gained 117 yards on 22 carries with a touchdown in a win vs. CLE (10/2), his second career 100-yard rushing game... Gained 31 yards on 14 carries and caught two passes for 25 yards in a win at BAL (10/9)... Recorded a career-high 135 yards on 16 carries with one touchdown in a win vs. PHI (10/16), including a career-long 57-yard run to seal the victory. His 135 rushing yards were the most by a member of the Redskins since Alfred Morris posted 139 yards at Minnesota on Nov. 7, 2013... Rushed 10 times for 27 yards at DET (10/23)... Inactive with a knee injury at CIN (10/30)... Inactive in Weeks 10-17.

2015 (REDSKINS)

Played in 13 games as a rookie, finishing the year with 490 rushing yards on 144 carries with three rushing touchdowns and 304 receiving yards on 19 receptions with one receiving touchdown... Gained 28 yards on six carries (4.7 avg.) in NFL debut vs. MIA (9/13)... Recorded then-career highs in rushing attempts (19), rushing yards (123) and rushing touchdowns (two) in win vs. STL (9/20), earning FedEx Ground Player of the Week honors. The 100-yard rushing game was the first by a Redskins rookie since Alfred Morris on Dec. 30, 2012. Scored a 39-yard touchdown on his first carry, the Redskins' longest rush since Morris' 45-yard touchdown run at Dallas in Week 6 of the 2013 season, a span of 30 games... Gained 38 yards on a team-high 11 carries at NYG (9/24)... Carried seven times for 11 yards vs. PHI (10/4)... Led team with 11 carries for 20 yards at ATL (10/11), including a two-yard rushing touchdown. Also caught one pass for 17 yards... Inactive with a toe injury at NYJ (10/18)... Gained 29 yards on nine carries and caught three passes for 22 yards in the largest comeback win (24 points) in team history vs. TB (10/25)... Rushed 11 times for 27 yards and caught two passes for 17 yards at NE (11/8)... Rushed 11 times for 56 yards and caught three passes for 151 yards with a touchdown in a win vs. NO (11/15). His 78-yard touchdown reception marked the longest by a Redskins running back since Larry Brown on Nov. 5, 1972 (89 yards). His 131 receiving yards were the most by a Redskins running back since Dec. 16, 1962 (Dick James, 140 yards)... Gained 12 yards on two receptions and carried the ball five times at CAR (11/22)... Rushed eight times for 19 yards and added a 45-yard reception in a win

vs. NYG (11/29). Became the first Redskins running back since at least 1994 to record a reception of 45 yards or more in multiple games in a single season... Rushed 18 times for 49 yards and added a five-yard reception vs. DAL (12/7)... Gained 62 yards on 18 carries and added two receptions for 24 yards, including a crucial 18-yard catch on a deflected ball on the team's penultimate drive at CHI (12/13)... Rushed 10 times for 28 yards and caught an eight-yard pass vs. BUF (12/20)... Inactive with a hip injury at PHI (12/26) and at DAL (1/3)... Inactive for NFC Wild Card Round vs. GB (1/10).

COLLEGE

Played collegiately at Florida from 2012-14, starting 15 of the 28 games in which he played, recording 297 career carries for 1,431 yards (4.8 avg.) with 11 rushing touchdowns and 19 receptions for 100 yards with one receiving touchdown... Started 10 of the 11 games in which he played in 2014, finishing with a team-high 817 rushing yards on 166 carries (4.9 avg.) with seven total touchdowns (six rushing). Had a career-high 192 yards and two touchdowns in upset win against Georgia... Suffered a season-ending knee injury in 2013 after compiling 339 rushing yards on 79 carries (4.3 avg.) and two touchdowns through five games. Had 176 yards rushing at Kentucky, the most by a Gator running back since Ciatrick Fason had 210 vs. Kentucky in 2004.. Played in 12 games in 2012, recording 52 carries for 275 yards and three touchdowns in addition to three receptions for 10 yards.

PERSONAL

Attended Armwood H.S. in Seffner, Fla., where he helped lead his team to a 15-0 record and the FHSAA Class 6A Championship his senior year... Rushed for 896 yards and 10 touchdowns as a senior despite missing four games... Earned honorable mention all-state honors... Rated a four-star prospect by ESPN, Scout.com and Rivals.com... Visited active-duty service members and Wounded Warriors at the USO Warrior and Family Center in Bethesda, Md., for the second annual Military Appreciation BBQ in 2015. Also assembled care packages for domestic violence victims at the Fear 2 Freedom event at Redskins Park that season. Native of Tampa, Fla... Son of Barbara Singleton... Born March 7, 1993.

YEAR-BY-YEAR STATS

RUSHING

Year	Team	GP	GS	Att	Yds	Avg	Lg	TD
2015	Was	13	0	144	490	3.4	39t	3
2016	Was	7	7	99	460	4.6	57	3
Career		20	7	243	950	3.9	57	6

RECEIVING

Year	Team	GP	GS	Rec	Yds	Avg	Lg	TD
2015	Was	13	0	19	304	16.0	78t	1
2016	Was	7	7	8	73	9.1	16	0
Career		20	7	27	377	14.0	78t	1

ADDITIONAL

Fumbles-Lost: 5-4 in 2015, 3-2 in 2016

CAREER HIGHS

SINGLE-GAME

Carries:	22, vs. Cleveland (10/2/16)
Rushing Yards:	135, vs. Philadelphia (10/16/16)
Long (Rushing):	57, vs. Philadelphia (10/16/16)
Rushing TD:	2, vs. St. Louis (9/20/15)
Receptions:	3, three times, last vs. NO (11/15/15)
Receiving Yards:	131, vs. New Orleans (11/15/15)
Long (Receiving):	78t, vs. New Orleans (11/15/15)
Receiving TD:	1, vs. New Orleans (11/15/15)

20

ROB KELLEY

RB**6-0 // 233****2nd NFL Season // Tulane****DOB: Oct. 3, 1992 // O. Perry Walker H.S. (New Orleans, La.)**

TRANSACTIONS

Originally entered the NFL with the Washington Redskins as a college free agent on May 6, 2016.

PRO

Enters 2017 having previously appeared in 15 career games with nine starts... Rushed 168 times for 704 yards and six rushing touchdowns while catching 12 passes for 82 yards and a receiving touchdown as a rookie.

YEAR-BY-YEAR

2016 (REDSKINS)

Appeared in 15 games with nine starts after making the roster as an undrafted free agent. Led the Redskins in rushing attempts (168), rushing yards (704) and rushing touchdowns (six) while also adding 12 catches for 82 yards and a receiving touchdown... Active but did not play vs. PIT (9/12)... Made NFL debut on special teams vs. DAL (9/18)... Rushed four times for seven yards in a win at NYG (9/25)... Gained four yards on one carry in a win vs. CLE (10/2)... Rushed three times for 18 yards in a win at BAL (10/9)... Gained 59 yards on five carries in a win vs. PHI (10/16). His 45-yard run in the game was the longest by a Redskins rookie since Robert Griffin III's 46-yard run against the New York Giants on Dec. 3, 2012... Rushed four times for 15 yards and caught a one-yard touchdown pass at DET (10/23). Became the first Redskins rookie back to score his first career touchdown via reception since fullback Darrel Young vs. Philadelphia on Nov. 15, 2010... Recorded then-career highs in rushing attempts (21), rushing yards (87) and rushing touchdowns (one) in his first career start in a tie against CIN (10/30) in London... Set then-career highs with 22 carries for 97 rushing yards in a win vs. MIN (11/13)... Recorded career highs in rushing attempts (24), rushing yards (137) and tied a team record with three rushing touchdowns in a win vs. GB (11/20), earning FedEx NFL Ground Player of the Week honors. His performance marked the 25th time a member of the Redskins has recorded three rushing touchdowns in a single game and the first since Darrel Young on Nov. 3, 2013. Became the first Redskins rookie to rush for three touchdowns since Alfred Morris on Dec. 30, 2012, coincidentally the team's last victory on Sunday Night Football. Helped seal the game with a 66-yard run, the team's longest run from scrimmage since a 76-yard rush by Robert Griffin III on Oct. 14, 2012. It also marked the longest run by a Redskins rookie since that same Griffin run. Helped the Redskins finish with two 100-yard receivers (Pierre Garçon and Jamison Crowder) and a 100-yard rusher (Robert Kelley) in a single game for the first time since Sept. 12, 1999 vs. Dallas (Michael Westbrook, Albert Connell and Stephen Davis)... Gained 37 yards on 14 carries at DAL (11/24)... Rushed 14 times for 63 yards at ARI (12/4)... Rushed 16 times for 63 yards with a 22-yard touchdown at PHI (12/11) and added two catches for 25 yards. His 22-yard rushing touchdown was the longest rushing touchdown by the member of the Redskins since a 39-yard touchdown run by Matt Jones in Week 2 of the 2015 season... Gained eight yards on nine carries with a touchdown and recorded career highs in receptions (four) and receiving yards (47) vs. CAR (12/19). Recorded his sixth rushing touchdown of the season on a five-yard touchdown run, tying Andy Farkas (six in 1938) for fifth-most by a rookie in franchise history... Rushed 19 times for 76 yards in a win at CHI (12/24)... Gained

33 yards on 12 carries vs. NYG (1/1).

COLLEGE

Played collegiately at Tulane from 2011-15, appearing in 50 career games with 12 starts... Recorded 318 career rushing attempts for 1,295 yards with six rushing touchdowns in addition to catching 86 career passes for 727 yards with six receiving touchdowns... As a senior in 2015, rushed 65 times for 252 yards and one touchdown in 12 games with six starts. Also gained 33 yards on six receptions with a receiving touchdown... Redshirted in 2014... Played in all 13 games with two starts as a junior in 2013, finishing second on the team in rushing attempts (98), rushing yards (420) and rushing touchdowns (three). Added 18 receptions for 176 yards with one receiving touchdown... Saw action in all 12 games with four starts as a sophomore, gaining 286 yards on 81 carries and catching 46 passes for 340 yards with four receiving touchdowns... Played in all 13 games as a true freshman, setting Tulane single-season records in kick returns (64) and kick return yardage (1,305). Also gained 332 rushing yards on 74 carries with two rushing touchdowns and added 16 receptions for 178 receiving yards.

PERSONAL

Attended O. Perry Walker H.S. in New Orleans, where he ran 404 times for 2,347 yards with 25 touchdowns and recorded 28 receptions for 242 yards with three receiving touchdowns during his prep career... Named first-team All-District 10-4A as a junior and senior... As a senior, named honorable-mention all-state and first-team all-metro after running for 947 yards and 10 touchdowns despite being plagued by a back injury... Ran for 1,400 yards and 15 touchdowns while catching 18 passes for 156 yards and a score as a junior en route to earning first-team all-state honors... Majored in homeland security... Son of Robert Thompson and Darriel Kelley. Has one brother, Fred, and four sisters: Johnqul, Kevijon, Yonnie and Nigal... Full name: Robert John Kelley... Born Oct. 3, 1992, in New Orleans.

COMMUNITY

In 2016, participated in recess events alongside 200 students from various D.C. schools at a Play 60 event, played alongside fans to benefit children in the second annual Redskins Charity Golf Classic, read class favorites to middle school students and also served as a judge for a touchdown dance competition at Raymond Education Campus in Washington, D.C., and participated in a financial literacy course hosted by eighth grade students at Kenmoor Middle School at Junior Achievement's Finance Park in Hyattsville, Md.

YEAR-BY-YEAR STATS

RUSHING

Year	Team	GP	GS	Att	Yds	Avg	Lg	TD
2016	Was	15	9	168	704	4.2	66	6
Career		15	9	168	704	4.2	66	6

RECEIVING


Year	Team	GP	GS	Rec	Yds	Avg	Lg	TD
2016	Was	15	9	12	82	6.8	22	1
Career		15	9	12	82	6.8	22	1

CAREER HIGHS

SINGLE-GAME

Carries:	24, vs. Green Bay (11/20/16)
Rushing Yards:	137, vs. Green Bay (11/20/16)
Long (Rushing):	66, vs. Green Bay (11/20/16)
Rushing TD:	3, vs. Green Bay (11/20/16)
Receptions:	4, vs. Carolina (12/19/16)
Receiving Yards:	47, vs. Carolina (12/19/16)
Receiving TD:	1, at Detroit (10/23/16)

91



RYAN KERRIGAN

LB

6-4 // 259

7th NFL Season // Purdue

DOB: Aug. 16, 1988 // Muncie (Ind.) Central H.S.

HONOR ROLL

Two-time Pro Bowl selection (2012, 2016 seasons)
 Two-time PFWA All-NFC (2015-16)
 Redskins Walter Payton Man of the Year (2015)
 Media Good Guy Award (2014)
 PFW/PFWA All-Rookie Team (2011)
 NFL Top 100 Players [No. 70 after 2014]

TRANSACTIONS

Originally selected by the Washington Redskins in the first round (16th overall) of the 2011 NFL Draft... Signed multi-year contract extension on July 29, 2015.

PRO

Enters 2017 having started all 96 regular season games in which he has appeared... Credited by STATS with 323 tackles (241 solo), 58.5 sacks, two interceptions (both returned for touchdowns), 19 forced fumbles and two fumbles recovered through the 2016 season... Ranked third on the Redskins' all-time sack list (58.5) after his first six seasons... Became the first member of the Redskins to start all 16 games in each of the first six seasons of an NFL career since the adoption of the 16-game schedule in 1978... Named to the Pro Bowl following the 2012 and 2016 seasons and to the 2011 PFW/PFWA All-Rookie Team... Was the only NFL player to accumulate 10 sacks and two interception return touchdowns from 2011-12... Scored a touchdown in his NFL debut, intercepting a pass from Eli Manning and returning it nine yards.

YEAR-BY-YEAR

2016 (REDSKINS)

Iron man started all 16 games for a sixth consecutive season, becoming the first member of the Redskins to start all 16 games in each of the first six seasons of an NFL career since the adoption of the 16-game schedule in 1978. Compiled 33 tackles (26 solo), 11.0 sacks, two forced fumbles and two passes defended on the year... Reached 10 sacks for the second time in his career, becoming the fifth member of the Redskins to post multiple 10-sack seasons since the NFL adopted sacks as an official statistic in 1982 [Dexter Manley, 4; Charles Mann, 4; Andre Carter, 2; Brian Orakpo, 2]... Recorded two solo tackles including a sack-fumble of QB Ben Roethlisberger vs. PIT (9/12)... Made three solo tackles including a half-sack vs. DAL (9/18)... Recorded four solo tackles, including two for loss, in a win at NYG (9/25)... Started vs. CLE (10/2) but exited the game early with an elbow injury... In a win at BAL (10/9), became the third Redskins player to record 50 career sacks since the NFL adopted sacks as an official statistic in 1982, joining Dexter Manley and Charles Mann... Posted four tackles (three solo) including 2.5 first-half sacks in a win vs. PHI (10/16), his ninth career multi-sack game... Recorded a sack at DET (10/23)... Recorded three solo tackles, a sack and a pass defended in a tie against CIN (10/30) in London. Recorded a sack in a fourth consecutive game for the first time since a five-game stretch in Weeks 12-16 of the 2014 season... Made three tackles (one solo) in a win vs. MIN (11/13)... Posted a sack in a win vs. GB (11/20). Pushed his season sack total to 8.0, joining Jared Allen, Derrick Thomas, DeMarcus Ware and Reggie White as the only players to register at least 7.5 sacks in each of the first six seasons of an NFL career since the

NFL adopted sacks as an official statistic in 1982... Made five tackles (two solo) including a five-yard sack at DAL (11/24)... Recorded two solo tackles, a sack and a pass defended at ARI (12/4)... Made two solo tackles including a game-winning sack-fumble of Carson Wentz. The sack was his 11th of the season, tying him for the 10th-most in a single season in team history. Also marked the second time he had posted a sack in four consecutive games in the 2016 season (Weeks 5-8)... Made two tackles (one solo) vs. CAR (12/19)... Contributed on defense and special teams in a win at CHI (12/24)... Played but was limited by a dislocated finger vs. NYG (1/1).

2015 (REDSKINS)

Named the team's 2015 Walter Payton Man of the Year for his play on the field and work in the Washington, D.C. metro area community... Started all 16 regular season games for a fifth straight season and started his second career postseason contest... Became only the third member of the Redskins to start all 16 games in a season in each of his first five NFL seasons since the NFL adopted the 16-game format in 1978, joining Champ Bailey (1999-2003) and Jon Jansen (1999-2003)... Accrued 42 tackles (33 solo), 9.5 sacks, three passes defended and two forced fumbles during the year... Recorded two tackles (one solo), a pass defended and a half-sack vs. MIA (9/13)... Made four tackles (two solo) and was credited with a forced fumble in a win vs. STL (9/20)... Registered a solo tackle at NYG (9/24)... Recorded four solo tackles (two for loss) including a sack vs. PHI (10/4)... Posted two sacks among his three solo tackles, passing Brian Orakpo (40.0) for fifth on the Redskins all-time sack list. The multi-sack game was his first since Week 14 of 2014... Added an assisted tackle at NYJ (10/18)... Made one solo tackle vs. TB (10/25) prior to exiting the game with a hand injury... Contributed two tackles (one solo) in contests at NE (11/8) and vs. NO (11/15)... Recorded three tackles (two solo) including a sack at CAR (11/22), moving into sole possession of fourth place in career sacks in team history... Registered three solo tackles, two sacks and a pass defended in a win vs. NYG (11/29). Moved past Monte Coleman (43.5) for third-most sacks in franchise history since 1982... Posted two solo tackles (one for loss) and a pass defended vs. DAL (12/7)... Recorded five tackles (four solo) including an eight-yard sack in a win at CHI (12/13). Became only the fifth NFL player since 1982 to record 7.5 sacks in each of his first five seasons [Jared Allen, Derrick Thomas, DeMarcus Ware and Reggie White]... Recorded three solo tackles and a sack in a win vs. BUF (12/20). On the sack, he forced the 17th fumble of his career... Made three solo tackles in a division-clinching win at PHI (12/26)... Recorded two tackles (one solo) including a sack in regular season finale at DAL (1/3)... Posted two tackles (one solo) and a pass defended in NFC Wild Card Round vs. GB (1/10).

2014 (REDSKINS)

Started all 16 games for the fourth consecutive season and posted a career-high 13.5 sacks... Tied for the league lead in forced fumbles (five), becoming the first member of the Redskins to finish atop league rankings in that category since LaVar Arrington in 2003 (six)... Started at HOU (9/7), recording three tackles (two solo) and the 11th forced fumble of his career... Started vs. JAX (9/14), tying a team record with four sacks among the Redskins' team-record-tying 10 sacks on the day. Tied Phillip Daniels (12/18/05), Ken Harvey (11/23/97), Dexter Manley (10/2/88) and Brian Orakpo (12/13/2009). Pushed past Darryl Grant (27.0) for ninth on the Redskins' all-time sack list... Started and added a solo

tackle at PHI [9/21]... Started and recorded a sack among his three solo tackles vs. NYG [9/25] to move past Bruce Smith [28.5] for eighth in sacks in franchise history... Started and registered five tackles [two solo] including a sack vs. SEA [10/6]... Recorded a career-high nine tackles (seven solo) with a half-sack and a forced fumble in a start at ARI [10/12]... Made four tackles [two solo] in a start vs. TEN [10/19]... Started and recorded six tackles [five solo] with a sack in an overtime win at DAL [10/27]... Started and made three solo tackles at MIN [11/2]... Started and made three tackles [two solo, two for loss] vs. TB [11/16]... Started and recorded three tackles [two solo] including a sack to tie his single-season career high (8.5) at SF [11/23]... Started at IND [11/30] and recorded a sack-fumble on the game's first offensive play to establish a new career high in sacks (9.5) and tie Ken Harvey for the most forced fumbles by a member of the Redskins since 1994 (13). Led the team with five tackles [all solo]... Started vs. STL [12/7] and improved upon his single-season career high in sacks, collecting two sacks to push his season total to 11.5 and to pass Andre Carter (34.0) and Dave Butz (35.5) on the team's all-time sack list. The multi-sack game was the sixth of his career. Also forced the 14th fumble of his career, passing Ken Harvey (13) for most by a member of the Redskins since 1994... Started and recorded two solo tackles including a sack at NYG [12/14]. Pushed career-high sack total to 12.5 and tied Marco Coleman (12.5 in 2000) for the sixth-most sacks in a single season in team history... Started and posted six solo tackles, a sack, a forced fumble and a fumble recovery in a win vs. PHI [12/20]. Pushed career-high sack total to 13.5, tying Ken Harvey (1994) and Dexter Manley (1984) for fourth in team history, tying Harvey for the most sacks by a Redskins linebacker in a single season. Notched a full sack in five consecutive games for the first time in his career, becoming the first member of the Redskins to accomplish the feat since Fred Stokes in Weeks 1-5 of the 1991 season... Recorded two tackles [one solo] in a start vs. DAL [12/28].

2013 (REDSKINS)

Started vs. PHI [9/9] and had a career-high eight tackles (seven solo), one sack and was credited with a forced fumble on a Michael Vick lateral that DeAngelo Hall returned 75 yards for a touchdown... Started at GB [9/15], collecting five tackles [all solo] and matching his then-career high with two sacks... Started vs. DET [9/22] and posted seven tackles (three solo) and a pass defended... Started at OAK [9/29], and added four tackles (two solo), including a career-high-matching two sacks and a forced fumble. The multi-sack game was the fourth of his career... Started and registered two solo tackles at DAL [10/13]... Started and posted two tackles (one solo) vs. CHI [10/20]... Started at DEN [10/27], registering two solo tackles, a sack and a forced fumble... Started and added three tackles (two solo) vs. SD [11/3]... Started and contributed four tackles (three solo) and a pass defended at MIN [11/7]... Started and had two solo tackles at PHI [11/17]... Started and added three tackles (two solo) including two for loss vs. SF [11/25]... Started and recorded four solo tackles vs. NYG [12/1]... Started and had a team-high eight tackles (seven solo), including three for loss, vs. KC [12/8]... Started and registered four tackles [one solo] including a 10-yard sack of Matt Ryan at ATL [12/15]... Started and notched five tackles (two solo), including a sack... Started and made three tackles [one solo] vs. NYG [12/29].

2012 (REDSKINS)

Started all 16 regular season games for the second straight year... Credited by the coaching staff with 62 tackles (32 solo), 25 quarterback pressures and 11 passes defended... Added a career-high 8.5 sacks and had his second career interception return touchdown... Selected to first Pro Bowl... Started and played every snap in the team's season-open-

ing win at NO [9/9], registering two tackles (both solo), two quarterback hurries and a sack... Started at STL [9/16] and finished with two tackles... Started vs. CIN [9/23], registering a four tackles, three quarterback hits, two passes defended and a half-sack. Also hit Bengals QB Andy Dalton on the pass intercepted by Rob Jackson for a touchdown... Started at TB [9/30] and registered three tackles, including two tackles for loss, a sack and a pass defended... Started vs. ATL [10/7] and scored the second touchdown of his career, intercepting a Matt Ryan pass and returning it 28 yards for a touchdown in the second quarter. He became the first Redskin since the 1970 AFL-NFL merger to have an interception return for touchdown in each of his first two NFL seasons... Started and had two tackles vs. MIN [10/14]... Started and had one tackle at NYG [10/21]... Started and registered a sack, a pass defended and four tackles [all solo] at PIT [10/28]... Started and had one tackle vs. CAR [11/4]... Started in a win vs. PHI [11/18] and had three tackles, one sack, one forced fumble and a fumble recovery. Had his consecutive snaps played streak to start his career end at 1,751 via coaches' decision in the fourth quarter... Started and had four tackles [all solo], one pass defended and one sack in a Thanksgiving Day win at DAL [11/22]... In a win vs. NYG [12/3] on Monday Night Football, started at outside linebacker and registered four tackles (two solo)... Started and had four solo tackles in a win vs. BAL [12/9]... Started and had three solo tackles and two passes defended in a win at CLE [12/16]... Started and had five solo tackles, two sacks and a forced fumble in a win at PHI [12/23]... Started and had six tackles (three solo) in a division-clinching win vs. DAL [12/30]... Started and had four tackles in the NFC Wild Card Round vs. SEA [1/6].

2011 (REDSKINS)

Started in all 16 games and played every defensive snap despite not having the luxury of a traditional offseason program... Finished with 70 tackles, nine tackles for loss, 7.5 sacks, and team-highs in forced fumbles [four] and quarterback pressures [42]... Four forced fumbles were a Redskins rookie record... Started vs. NYG [9/11] in his first career game and recorded six tackles (one solo) and returned his first career interception nine yards for a touchdown... Started vs. ARI [9/18] and finished with three tackles (two solo), his first career sack and two passes defended... Started at DAL [9/26] and recorded four tackles (four solo), one sack and one forced fumble... Named NFL Defensive Rookie of the Month for September... Started at STL [10/2] and recorded six tackles (five solo), one sack and a forced fumble... Started vs. PHI [10/16] and recorded six tackles (two solo), and one pass defended... Started at CAR [10/23] and recorded three tackles (two solo)... Started at BUF [10/30] and recorded five solo tackles... Started vs. SF [11/6] and recorded six tackles (four solo) and one sack... Started at MIA [11/13] and recorded six tackles (five solo), two sacks and two forced fumbles... Started vs. DAL [11/20] and recorded four tackles (one solo), one sack and one pass defended... Started at SEA [11/27] and recorded five tackles (two solo)... Started vs. NYJ [12/4] and recorded seven tackles (four solo) and one pass defended... Started vs. NE [12/11] and recorded one solo tackle... Started at NYG [12/18] and recorded three tackles (two solo) and one sack... Started vs. MIN [12/24] and recorded three tackles (two solo)... Started at PHI [1/12] and recorded two solo tackles.

COLLEGE

Played collegiately at Purdue from 2007-10 and finished career tied for the all-time Football Bowl Subdivision record with 14 fumbles forced (Big Ten record), tied for second all-time at Purdue with 33.5 sacks and fifth in Purdue history in tackles for loss with 57.0... As a senior, was a team co-captain and received team's Most Valuable Player Award for defense... Was the first unanimous All-American at Purdue since 1980 and merely the seventh in school history... Named first team All-America by the American Football Coaches Association, The Walter Camp Football Foundation, the Football Writers Association of America, the Associated Press and The Sporting News... Also earned SI.com first team All-American, Rivals.com first team All-American, Big Ten Defensive Player of the Year (coaches and media votes), Big Ten Defensive Lineman of the Year (coaches), first team All-Big Ten [coaches and media], Academic All-Big Ten... Runner up for the Ted Hendricks Award (nation's outstanding defensive end), semifinalist for Chuck Bednarik Award, Rotary Lombardi Award and Ronnie Lott IMPACT Trophy... Led the Football Bowl Subdivision in tackles for loss in the regular season (26.0), tied for second in fumbles forced (5), third in the FBS in sacks (12.5) and led the Big Ten in all three categories... Started all 12 games and totaled 70 tackles (50 solo), 26 tackles for a loss, 12.5 sacks, five forced fumbles and two fumble recoveries... As a junior, was named to Ted Hendricks Award watch list (nation's outstanding defensive end)... Earned second team All-American by Rivals.com, honorable mention All-American by College Football Insiders and SI.com, first team All-Big Ten by media and second team by coaches, second team Academic All-American, Academic All-District V and Academic All-Big Ten... Received team's Most Valuable Player Award for defense... Started all 12 games and led nation with school-record-tying seven forced fumbles, which were second-most in Big Ten history... Topped Big Ten and ranked third nationally with 13.0 sacks... Ranked fourth on team with 66 tackles (41 solo, 25 assists), and had two pass breakups and one fumble recovery... As a sophomore, named honorable mention All-Big Ten by media and Academic All-Big Ten honors... Appeared in all 12 games, including 11 starts and ranked seventh in Big Ten in sacks (7.0) and 10th in tackles for loss (11.5)... Totaled 56 tackles (31 solo), four passes defended, one interception and two forced fumbles... As a freshman, appeared in 12 games and totaled 18 tackles (12 solo) and one sack.

PERSONAL

Attended Muncie (Ind.) Central H.S. and lettered four times in football and baseball, starting in each of his last three seasons on the gridiron... Also lettered twice in basketball (freshman and junior years)... Received a threestar prospect rating and was rated the 88th-best player in the nation by Scout.com... Lined up at defensive end and tight end, earning Defensive Lineman of the Year in Mr. Football voting, adding All-State, All-Division 4A and All-North Central League honors in 2006... Recorded 90 tackles and led the state with 19.0 quarterback sacks as a senior... On offense, he pulled down 40 passes for 789 yards (19.73 avg.) and six touchdowns, as the team compiled a 7-6 record... On the basketball court, he was a reserve on the Muncie Central team that lost to future NBA draft picks Greg Oden and Mike Conley at Lawrence North in the 2006 Class 4A title game... Threw out a first pitch with former MLB player Javy Lopez at opening night of the AA Richmond Flying Squirrels of the Eastern League in 2013... Born Patrick Ryan Kerrigan... Father, Brendan, played football at Ball State... Brother, Kyle, was a member of the DePauw swim team. Sisters, Kristina and Kaitlin, played collegiate volleyball at the University of Indianapolis and Grace College, respectively.

COMMUNITY

In 2013, launched Ryan Kerrigan's Blitz for the Better Foundation, which provides opportunities, support and resources to children and families in need in the Greater Washington, D.C. area. Served as a waiter with several teammates at Ruth's Chris Steak House at the organization's launch fundraiser, raising more \$100,000 for seriously ill, special needs and physically challenged children in each of the last three years... Has dedicated multiple "Kerrigan's Korner" hubs at local children's hospitals to provide children who are battling various serious illnesses with an electronic center full of games and movies to keep their minds stimulated during recovery... In 2016, recorded a reading of "Oh the Places You'll Go" by Dr. Seuss in celebration of the author's birthday for Read Across America Day, played video games with active military members stationed overseas during the Pros vs. GI Joes event, promoted healthy lifestyle habits at the 138th annual White House Easter Egg roll on the South Lawn, celebrated the unveiling of a new Kerrigan's Korner, discussed the "Be the Change" campaign in an Emmy-winning educational film endorsed by the Fear 2 Freedom non-profit organization, played alongside fans to benefit children in the second annual Redskins Charity Golf Classic, walked the runway alongside the Women of Washington to raise money for the WRCF at the second annual Redskins Runway Show and hosted Ryan Kerrigan's Topgolf Challenge to promote his Blitz for the Better Foundation... Named the Redskins Walter Payton Man of the Year in 2015 for his efforts in the community. That year, he attended the Smashing Walnuts Foundation Gala to help raise awareness for childhood brain cancer, promoted the importance of eating breakfast to Guilford Elementary students in Sterling, Va., participated in the 136th annual White House Easter Egg Roll, walked in the inaugural WDW Wives Runway Show to benefit the Washington Redskins Charitable Foundation, welcomed 1,100 children into the Redskins locker room at FedExField to meet Santa and take home toys for Christmas at Skins Santa Shoppe, met and congratulated children who won their Redskins Read Across Richmond summer challenge and brought 25 children from INOVA Children's Hospital to the Redskins cafeteria to eat, play games and create their own Build-A-Bear in 2015... In 2014, raised money for after-school exercise and wellness programs with actor Matthew McConaughey and teammate Alfred Morris at the Movies with Morris event and raised money for pediatric cancer research at the Make-A-Wish Foundation Evening of Wishes Gala in 2014... Participated in the Smashing Walnuts Foundation fundraiser in honor of Gabriella Miller in 2013 among his other charitable endeavors... In 2012, participated in the team's 80th Anniversary Thank You Tour throughout Virginia, Maryland and Washington, D.C... Brought smiles to hospital patients by dressing up in costume and visiting with children at the WRCF Pediatric Halloween Party... In 2011, helped the Washington Redskins Charitable Foundation and the U.S. Marine Corps provide 1,100 youth in need with a toy at the annual Skins Santa Shoppe... Participated in the 4th & Life program, a program for high school athletes focusing on what it takes to be successful on the field, in the classroom, and in the workplace... Led kids in fitness activities as part of NFL's PLAY 60 campaign, helping kids get 60 minutes of exercise a day.



YEAR-BY-YEAR STATS

DEFENSE

Year	Team	G	GS	Tack	Solo	Sack	INT	PD
2011	Was	16	16	64	42	7.5	1	4
2012	Was	16	16	54	42	8.5	1	8
2013	Was	16	16	66	47	8.5	0	3
2014	Was	16	16	64	51	13.5	0	1
2015	Was	16	16	42	33	9.5	0	3
2016	Was	16	16	33	26	11.0	0	2
Career		96	96	323	241	58.5	2	21

*Tackle stats according to STATS, LLC

ADDITIONAL

FF-FR: 4-0 in 2011, 2-1 in 2012, 4-0 in 2013, 5-1 in 2014, 2-0 in 2015, 2-0 in 2016

INT TD: 1 in 2011, 1 in 2012

POSTSEASON

Year	Team	G	GS	Tack	Solo	Sack	INT	PD
2012	Was	1	1	4	2	0	0	0
2015	Was	1	1	2	1	0	0	1
Career		2	2	6	3	0	0	1

CAREER HIGHS

SINGLE-GAME

Total Tackles:	9, at Arizona (10/12/14)
Solo Tackles	7, last at Arizona (10/12/14)
Interceptions:	1, twice, last vs. Atlanta (10/7/12)
Sacks:	4, vs. Jacksonville (9/14/14)
Passes Defended:	2, three times, last at CLE (12/16/12)
Forced Fumbles:	2, at Miami (11/13/11)
Fumbles Recovered:	1, twice, last vs. Philadelphia (12/20/14)

69**JOHN KLING****OL****6-8 // 328****1st NFL Season // Buffalo****DOB: July 9, 1993 // Depew (N.Y.) H.S.****TRANSACTIONS**

Originally entered the NFL with the Chicago Bears as a college free agent on May 6, 2016... Waived by the Bears on August 28, 2016... Signed with the Washington Redskins on April 6, 2017.

YEAR-BY-YEAR**2016 (BEARS)**

Spent the offseason with Chicago but was waived during the preseason... Also spent time with the CFL's Winnipeg Blue Bombers and the AFL's Philadelphia Soul.

COLLEGE

Played collegiately at Buffalo, appearing in 34 career games from 2012-15... Played in a career-high 12 contests as a senior, helping Buffalo achieve the conference's fourth-ranked passing offense (261.4 yards per game). Part of an offensive line that allowed the second fewest sacks in the MAC (seven)... Appeared in 11 games as a junior, helping his quarterback set Buffalo's single-season touchdown pass record (29)... Appeared in 10 contests as a sophomore, helping pave the way for the MAC's fourth-ranked pass offense fifth-ranked rush offense... Played in one game as a redshirt freshman after redshirting as a true freshman.

PERSONAL

Attended Depew (N.Y.) H.S., where he was a three-time all-league selection... Also earned letters on the track and field and wrestling teams... Won a league title in shot put... Born July 9, 1993.

74



ARIE KOUANDJIO

G

6-5 // 316

3rd NFL Season // Alabama

DOB: April 23, 1992 // DeMatha Catholic H.S. (Hyattsville, Md.)

TRANSACTIONS

Originally selected by the Washington Redskins in the fourth round (112th overall) of the 2015 NFL Draft.

PRO

Enters 2017 having previously appeared in eight games with two starts in his first two seasons from 2015-16.

YEAR-BY-YEAR

2016 (REDSKINS)

Played in five games with two starts... Inactive in Weeks 1-3... Made first career start at left guard in a win vs. CLE (10/2)... Active but did not play at BAL (10/9) and vs. PHI (10/16)... Played on offense and special teams at DET (10/23)... Inactive at CIN (10/30), vs. MIN (11/13), vs. GB (11/20) and at DAL (11/24)... Played on offense and special teams at ARI (12/4)... Started at left guard in a win at PHI (12/11)... Active but did not play vs. CAR (12/19)... Contributed on special teams in a win at CHI (12/24)... Active but did not play vs. NYG (1/1).

2015 (REDSKINS)

Appeared in three games as a rookie... Inactive vs. MIA (9/13), vs. STL (9/20) and at NYG (9/24)... Made NFL debut on special teams vs. PHI (10/4)... Inactive at ATL (10/11)... Active but did not play at NYJ (10/18)... Contributed on special teams vs. TB (10/25)... Played on offense and special teams at NE (11/8)... Inactive vs. NO (11/15), at CAR (11/22), vs. NYG (11/29), vs. DAL (12/7), at CHI (12/13), vs. BUF (12/20) and at PHI (12/26)... Active but did not play at DAL (1/3)... Inactive for NFC Wild Card Round vs. GB (1/10).

COLLEGE

Played collegiately at Alabama from 2010-14, appearing in 40 games with 27 starts and helping the Crimson Tide to two SEC championship titles and two BCS National Championships... Started all 14 games as a senior in 2014, earning first-team All-SEC and second-team All-American honors from the Associated Press. Also earned first-team All-SEC honors from the league's coaches... As a junior in 2013, started all 13 games at left guard, blocking for an offense that produced Alabama's second-highest total yardage figure in a single season in school history... Appeared in 11 games as a sophomore in the 2012... Played in two games prior to injury as a redshirt freshman in 2011... Redshirted in 2010.

PERSONAL

Attended DeMatha Catholic H.S. in Hyattsville, Md., less than 10 miles from FedExField... Was a U.S. Army All-American in high school, ranking as the No. 13 offensive tackle in the nation by Rivals.com and 117th overall prospect as a four-star recruit in the Rivals250... Ranked second in the Rivals.com Maryland Postseason Top 20... Brother, Cyrus, played at Alabama from 2011-13 and was drafted by the Buffalo Bills in the 2014 NFL Draft... Son of Jean-Claude and Georgette Kouandjio... Emigrated from Cameroon in 1999 and was naturalized as a U.S. citizen at a ceremony at the Department of Labor in September 2016... Name pronounced "R-ree" "KWAN-joe"... Born April 23, 1992.

COMMUNITY

D.C.-area native has been extremely active in the community since returning to the region in 2015... In 2016, supported local teenage boys and girls experiencing traumatic circumstances with their families at the Burgundy and Gold Banquet, played alongside fans to benefit children in the second annual Redskins Charity Golf Classic, hosted a pep rally in honor of Ardmore Elementary's first-place finish in the Redskins Read program, supported children and teens with lost or missing family members in the military at the Salute to the Yellow Ribbons United Playfield in the Park event., taught children the importance of exercising for 60 minutes a day at a Redskins Salute to Play 60 event at Joint Base Anacostia Bolling, highlighted the importance of Breast Cancer Awareness at the third annual Friday Night Lights game at W.T. Woodson High School in Fairfax, Va., brought joy to 31 area women battling breast cancer at the team's annual All-Star Survivors Celebration, participated in the annual Friday Night Lights program at local high schools as part of USAA's Salute to Service, participated in several teambuilding and cognitive development exercises with 100 students at a Redskins FITT event at Jefferson Middle School in Southwest D.C., read to students as they were prompted to select books delivered by the Redskins to add to their personal libraries at Savoy Elementary in Washington, D.C., and welcomed 200 elementary school kids into the Redskins locker room at FedExField to meet Santa and take home toys for Christmas at Skins Santa Shoppe... In 2015, paid tribute to active duty members as well as veterans of the armed forces while touring Quantico Marine Base in Prince William County, Va., visited active-duty service members and Wounded Warriors at the USO Warrior and Family Center in Bethesda, Md., for the second annual Military Appreciation BBQ, assembled care packages for domestic violence victims at the Fear 2 Freedom event at Redskins Park, Distributed hats and coats as part of the Share the Warmth event presented by Macy's, welcomed 1,100 children into the Redskins locker room at FedExField at Skins Santa Shoppe, spoke with students about leading active lives and making healthy choices at Roosevelt High School in northwest Washington, D.C., and visited his former elementary school in Beltsville, Md., to promote reading among fourth- and fifth-grade students.

YEAR-BY-YEAR STATS

GAMES/STARTS

Year	Team	G	GS
2015	Was	3	0
2016	Was	5	2
Career		8	2

72



ANTHONY LANIER II

DL

6-6 // 286

2nd NFL Season // Alabama A&M

DOB: May 8, 1993 // H.V. Jenkins H.S. (Savannah, Ga.)

TRANSACTIONS

Originally entered the NFL with the Washington Redskins as a college free agent on May 6, 2016.

PRO

Former college free agent who appeared in four games and recovered a fumble as a rookie in 2016.

YEAR-BY-YEAR

2016 (REDSKINS)

Appeared in four games after making the roster as an undrafted free agent... Inactive in Weeks 1-7... Made NFL debut in a tie against CIN (10/30) in London, recovering an Andy Dalton fumble in overtime... Contributed on defense and special teams in wins vs. MIN (11/13) and vs. GB (11/20)... Appeared on defense and special teams at DAL (11/24)... Inactive with a leg injury at ARI (12/4) and at PHI (12/11)... Placed on Reserve/Injured list on Dec. 13.

COLLEGE

Played collegiately at Alabama A&M from 2011-15, appearing in 46 career games and being credited by the school with 164 career tackles (79 solo, 43.5 for loss), 12.0 sacks and three forced fumbles... As a senior in 2015, recorded 39 tackles (22 solo) and a career-high 4.5 sacks in 11 games. Named the team's Most Valuable Player... Played in 12 games in 2014, posting career highs in tackles (54), solo tackles (37), tackles for loss (18.0), passes broken up (four) and forced fumbles (two) in addition to posting 4.0 sacks. Earned second-team All-SWAC honors... Played in 12 games in 2013, adding 51 tackles (12 solo)... Contributed in 11 games as a redshirt freshman in 2012... Redshirted in 2011... Played both football and basketball until focusing solely on football in his junior season.

PERSONAL

Attended H.V. Jenkins H.S. in Savannah, Ga., where he was a first-team all-region selection in basketball and a second-team all-region selection in football... Earned second-team all-state honors in basketball and also played tennis... Majored in sports management... Son of Anthony and Yolanda Lanier... Born May 8, 1993.

COMMUNITY

Made an instant impact in the community as a rookie... In 2016, participated in recess events alongside 200 students from various D.C. schools at a Play 60 event, played alongside fans to benefit children in the second annual Redskins Charity Golf Classic, read class favorites to middle school students and also served as judges for a touchdown dance competition at Raymond Education Campus in Washington, D.C., supported children and teens with lost or missing family members in the military at the Salute to the Yellow Ribbons United Playfield in the Park event, participated in a financial literacy course hosted by eighth grade students at Kenmoor Middle School at Junior Achievement's Finance Park in Hyattsville, Md., introduced the Redskins Read Playbook to fourth and fifth graders at Bancroft Elementary School in Washington, D.C., taught children the importance of exercising for 60 minutes a day at a Redskins Salute to Play 60 event at Joint Base Anacostia Bolling, packaged weekend bags for students at a Prince George's County Elementary School at the Capital Area Food Bank, gave both football and life advice to 400 local high school football players at the 4th and Life High School Football Forum, brought joy to 31 area women battling breast cancer at the team's annual All-Star Survivors Celebration, donated winter coats and Redskins hats to 300 elementary school students from seven local area schools at the eighth annual Share the Warmth event, participated in the annual Friday Night Lights program at local high schools as part of USAA's Salute to Service, led 100 students at Marine Corps Base Quantico through activity stations at the Salute to Play 60 Combine, and read to students as they were prompted to select books delivered by the Redskins to add to their personal libraries at Savoy Elementary in Washington, D.C.

YEAR-BY-YEAR STATS

DEFENSE

Year	Team	G	GS	Tack	Solo	Sack	PD	FF	FR
2016	Was	4	0	0	0	0	0	0	1
Career		4	0	0	0	0	0	0	1

*Tackle stats according to STATS, LLC

77



SHAWN LAUVAO

G

6-3 // 308

8th NFL Season // Arizona State

DOB: Oct. 26, 1987 // Farrington H.S. (Honolulu, Hawaii)

TRANSACTIONS

Originally selected by the Cleveland Browns in the third round (92nd overall) of the 2010 NFL Draft... Signed with the Washington Redskins as an unrestricted free agent on March 12, 2014.

PRO

Agreed to terms with the Redskins on the first day of free agency in 2014... Enters 2017 having previously appeared in 85 games with 76 starts.

YEAR-BY-YEAR

2016 (REDSKINS)

Started all 14 games in which he appeared... Part of an offensive line that led the Redskins to team records in total net yards (6,545), net passing yards (4,758) and yards per play (6.40) while allowing only 23 sacks, fourth-fewest in the NFL... Started at left guard vs. PIT (9/12) and helped the Redskins hold the Steelers without a sack on 43 team pass attempts... Started at left guard vs. DAL (9/18), helping the offense post 432 yards of offense... Started at left guard in a win at NYG (9/25), contributing to a 403-yard effort before exiting the game with an ankle injury... Inactive vs. CLE (10/2)... Returned to action in a win at BAL (10/9), starting at left guard... Started at left guard in a win vs. PHI (10/16), guiding the offense to 230 rushing yards, its highest total since 2012... Started at left guard in a 413-yard offensive performance at DET (10/23)... Started at left guard in a tie against CIN (10/30) in London, helping the offense record 546 yards of offense, the team's largest offensive output since a 559-yard effort vs. Atlanta on Nov. 10, 1991... Started at left guard in a win vs. MIN (11/13)... Started at left guard in a win vs. GB (11/20), helping the Redskins post 515 total yards, the team's most in a non-overtime game since Week 11 of the 1991 season... Started at left guard at DAL (11/24), holding the Cowboys without a sack and helping the offense to consecutive 500-yard performances for the first time in team history... Started at left guard at ARI (12/4)... Inactive with a groin injury at PHI (12/11)... Started at left guard and helped Kirk Cousins throw for 315 yards vs. CAR (12/19)... Started at left guard and helped the Redskins to 200-plus yards both on the ground and in the air in a win at CHI (12/24)... Started at left guard in season finale vs. NYG (1/1).

2015 (REDSKINS)

Started three games before having his season prematurely ended by injury... Started at left guard and helped the Redskins rush for 161 yards vs. MIA (9/13)... Helped the Redskins post 182 rushing yards in a start at left guard vs. STL (9/20)... Started at left guard at NYG (9/24)... Placed on Reserve/Injured list on Sept. 29.

2014 (REDSKINS)

Started all 15 games in which he appeared in his debut season in Washington... Made his Redskins debut at HDU (9/7), starting at left guard... Started at left guard vs. JAX (9/14)... Started at left guard and blocked for Kirk Cousins' 427-yard passing day at PHI (9/21)... Inactive with a knee injury vs. NYG (9/25)... Returned and started at left guard vs. SEA (10/6)... Started at left guard at ARI (10/12)... Started at left guard in a comeback win vs. TEN (10/19)... Started at left guard in an overtime win at DAL (10/27), helping Colt McCoy

and the Redskins to 409 total yards... Started at left guard at MIN (11/2) and vs. TB (11/16)... Started at left guard and helped Alfred Morris post 125 rushing yards at SF (11/23)... Started at left guard and helped protect for Colt McCoy's career-high 392 passing yards at IND (11/30)... Started at left guard vs. STL (12/7), at NYG (12/14), vs. PHI (12/20) and vs. DAL (12/28).

2013 (BROWNS)

Started 11 games at right guard, logging 741 offensive snaps... Inactive first four games after sustaining ankle injury at practice Aug. 5 and inactive Week 17 with a thigh injury... Missed his first NFL games since Oct. 24, 2010, snapping streaks of 42 consecutive games played and 32 consecutive starts... Made season debut vs. BUF (10/3) in 37-24 prime time win.

2012 (BROWNS)

Started all 16 games at right guard and did not miss an offensive snap... Part of a line that helped pave the way for Trent Richardson to rush for 950 yards, 11 touchdowns and 1,317 total yards from scrimmage – all of which were Browns rookie records.

2011 (BROWNS)

Started all 16 games at right guard... Part of an offensive line that led the way for 100-yard rushing performances by Chris Ogbonnaya (115 yards vs. JAX 11/20) and Peyton Hillis (112 yards at BAL 12/24).

2010 (BROWNS)

Appeared in 10 games with one start at right guard... Inactive for the first six contests with an ankle injury... Made NFL debut playing in a reserve role on offense at NO (10/24)... Made first NFL start at JAX (11/21).

COLLEGE

Appeared in 42 games at Arizona State from 2006-09, finishing his career with 33 consecutive starts... Saw action at both guard and tackle with 17 starts at left guard, 12 at left tackle and four at right tackle... Started all 12 games at left tackle as a senior and earned second-team All-Pac-10 honors... Served as a team captain and helped the Sun Devils reduce their number of sacks allowed from 34 in 2008 to 27 in 2009... Started the first eight games at left guard and the last four at right tackle en route to an honorable mention All-Pac-10 selection in 2008... Played in all 13 games, with nine starts as a sophomore... Appeared in five games as a redshirt freshman.

PERSONAL

Attended Farrington H.S. in Honolulu, Hawaii, where he was a two-time Scholar-Athlete of the Year... As a senior, earned first-team all-state honors... Was a two-time team captain... Selected to play in the Hawaii Classic All-Star football game and served as captain of the East team... Cousin, Saute Sapolu, played defensive end at ASU from 1985-88... Placed second in the Hawaii Strong Man Competition when he was 16 (16-18-year-old age bracket) and won the 2005 Hawaii Strongest Teen competition... Graduated with a degree in interdisciplinary studies... Full name: Shawn Sisifo Lauvao (pronounced luh-VOW)... Born Oct. 26, 1987 in Honolulu, Hawaii.

COMMUNITY

Has been active with the Washington Redskins Charitable Foundation and his teammates' initiatives since joining the team in 2014... In 2016, participated alongside guests at Ryan Kerrigan's Topgolf challenge to promote Kerrigan's Blitz for the Better Foundation and also distributed packaged food and turkeys to 2,500 families in need at the 14th annual Harvest Feast at FedExField... In 2015, visited Redskins Read Challenge winners from Roscoe R. Nix elementary school and also interacted with nearly 400 children who competed in drills and activities at the Play 60 Military Challenge at Fort Belvoir, Va... In his first year in Washington in 2014, participated in Robert Griffin III's Friday Night Lights camp for 300 boys and girls at Anacostia (D.C.) High School, served as a celebrity waiter at Ruth's Chris Steak House to benefit teammate Ryan Kerrigan's Blitz for the Better foundation, taught children the importance of exercising for 60 minutes a day at Andrews Air Force Base for the Redskins Salute to Play 60 event, encouraged students at Dumfries (Va.) Elementary to exercise for 60 minutes and read for 20 minutes every day, helped bring joy to 31 women battling breast cancer at the team's annual All-Star Survivors Celebration, reminded high school football players of the importance of pursuing an education and staying out of trouble at the Redskins 4th and Life forum, coached women through football drills at Redskins Park on WDW Ladies Night Out, participated in the Get the Ball Rolling Flag Football Experience with 120 middle school students at Redskins Park, visited pediatric patients at Georgetown Hospital in a full Rick James costume with teammates Alfred Morris and Darrel Young, helped raise \$10,000 and donated holiday food baskets for servicemen and women at the USO Turkeys for Troops event, distributed Thanksgiving food to 3,000 Prince George's County residents in need at the team's annual Harvest Feast, helped renovate Leckie Elementary School's library in Washington, D.C., and distributed winter coats and Redskins knit hats and scarves to more than 300 children from the Maryland, D.C. and Virginia areas at the Covered for the Holidays event.

YEAR-BY-YEAR STATS

GAMES/STARTS

Year	Team	G	GS
2010	Cle	10	1
2011	Cle	16	16
2012	Cle	16	16
2013	Cle	11	11
2014	Was	15	15
2015	Was	3	3
2016	Was	14	14
Career		85	76

SPENCER LONG

61



C

6-5 // 318

4th NFL Season // Nebraska

DOB: Nov. 8, 1990 // Elkhorn (Neb.) H.S.

TRANSACTIONS

Originally selected by the Washington Redskins in the third round (78th overall) of the 2014 NFL Draft.

PRO

Enters 2017 having previously appeared in 33 regular season games with 25 starts in his first three seasons from 2014-16, making starts at both guard and center.

YEAR-BY-YEAR

2016 (REDSKINS)

Appeared in 15 games, starting 12... Part of an offensive line that led the Redskins to team records in total net yards (6,545), net passing yards (4,758) and yards per play (6.40) while allowing only 23 sacks, fourth-fewest in the NFL... Played on special teams vs. PIT (9/12) and vs. DAL (9/18)... Contributed extensively at center following an injury to Kory Lichtensteiger in a win at NYG (9/25)... After starting 13 games at guard in 2015, made his first start at center in a win vs. CLE (10/2)... Started at center in a win at BAL (10/9)... Started at center in a win vs. PHI (10/16), guiding the offense to 230 rushing yards, its highest total since 2012... Started at center in a 413-yard offensive performance at DET (10/23)... Started at center in a tie against CIN (10/30) in London, helping the offense record 546 yards of offense, the team's largest offensive output since a 559-yard effort vs. Atlanta on Nov. 10, 1991... Started at center in a win vs. MIN (11/13)... Started at center in a win vs. GB (11/20), helping the Redskins post 515 total yards, the team's most in a non-overtime game since Week 11 of the 1991 season... Started at center at DAL (11/24), holding the Cowboys without a sack and helping the offense to consecutive 500-yard performances for the first time in team history... Started at center at ARI (12/4)... Inactive with a concussion at PHI (12/11)... Started at center and helped Kirk Cousins throw for 315 yards vs. CAR (12/19)... Started at center and helped the Redskins to 200-plus yards both on the ground and in the air in a win at CHI (12/24)... Started at center in season finale vs. NYG (1/1).

2015 (REDSKINS)

Started all 13 regular season games in which he appeared and started his first career postseason contest... Inactive vs. MIA (9/13), vs. STL (9/20) and at NYG (9/24)... Made first NFL start at left guard vs. PHI (10/4), helping the offense go 90 yards on its final drive for a come-from-behind victory... Started at left guard at ATL (10/11) and at NYJ (10/18)... Started at left guard in the largest comeback win (24 points) in team history vs. TB (10/25)... Started at left guard at NE (11/8)... Started at left guard vs. NO (11/15), blocking for the Redskins' first combined 300-yard passing game/200-yard rushing game since Super Bowl XXII... Started at left guard at CAR (11/22)... Started at left guard and helped Kirk Cousins throw for his fourth 300-yard game of the season in a win vs. NYG (11/29)... Started at left guard vs. DAL (12/7)... Started at left guard in a win at CHI (12/13)... Started at left guard for Cousins' team-record-setting sixth 300-yard passing game of the season in a win vs. BUF (12/20)... Started at left guard in a division-clinching win at PHI (12/26)... Started at left guard in regular season finale at DAL (1/3)... Started at left guard in NFC Wild Card Round vs. GB (1/10).

2014 (REDSKINS)

Played in five games as a rookie... Inactive at HOU (9/7) and vs. JAX (9/14)... Made NFL debut on special teams at PHI (9/21)... Played on offense and special teams vs. NYG (9/25)... Inactive vs. SEA (10/6), at ARI (10/12), vs. TEN (10/19), at DAL (10/27), at MIN (11/2) and vs. TB (11/16)... Active but did not play at SF (11/23)... Inactive at IND (11/30)... Active but did not play vs. STL (12/7)... Appeared on special teams at NYG (12/14)... Contributed on offense and special teams vs. PHI (12/20) and vs. DAL (12/28).

COLLEGE

Played at Nebraska from 2009-13, blossoming from a walk-on into starting all 33 career games in which he played for the Huskers... As a senior in 2013, started the first six games at right guard before suffering a knee injury at Purdue... In 2012, was a consensus first-team All-Big Ten honoree after starting every game at right guard for a second straight season and helping the Nebraska offense lead the Big Ten in both rushing offense and total offense. Earned second-team All-American honors from the Associated Press and Walter Camp... Started every game in 2011, helping the Huskers top 200 rushing yards seven times, including a trio of 300-yard rushing games (Washington, Wyoming and a season-high 346 yards at Minnesota). Earned second-team All-Big Ten honors from the media... Redshirted as a walk-on in 2009 and did not appear in game action in 2010... One of 16 football student-athletes to earn prestigious National Football Foundation Scholar-Athlete Awards, which carries an \$18,000 postgraduate scholarship, which he intends to put toward medical school.

PERSONAL

Attended Elkhorn (Neb.) H.S., where he helped the Antlers to a 7-3 record in their first season of Class A participation in 2008... Was an honorable-mention all-area selection... Was also a member of the Antlers' 2008 state championship baseball team. Thrice named an Academic All-Big Ten selection and was a Capital One/CoSIDA First-Team Academic All-American in 2013... Son of Doug and Ann Long. Brother, Jake, was his teammate at Nebraska... Born Nov. 8, 1990.

COMMUNITY

Quickly became involved in the community as a rookie in 2014... In 2016, played alongside fans to benefit children in the second annual Redskins Charity Golf Classic and also participated alongside guests at Ryan Kerrigan's Topgolf challenge to promote Kerrigan's Blitz for the Better Foundation... Participated in the Draft Day Party and inaugural Redskins Golf Classic in 2015... In 2014, raised money for Redskins Read book drive to help promote literacy, assisted teammate Tyler Polumbus at Tyler's Kids Outreach Extreme Recess, a football camp for children with physical and developmental disabilities, stressed the importance of staying on the right path on a panel at the Fairfax Juvenile Detention Center, visited hematology patients at a Washington, D.C. Ronald McDonald House, welcomed Richmond children to training camp at the Bon Secours training camp facility in Richmond and greeted fans before a cooking demonstration and Q&A about healthy eating habits at Fit Fest in Richmond.

YEAR-BY-YEAR STATS

GAMES/STARTS

Year	Team	G	GS
2014	Was	5	0
2015	Was	13	13
2016	Was	15	12
Career		33	25

POSTSEASON

Year	Team	G	GS
2015	Was	1	1
Career		1	1

39

KEITH MARSHALL

RB**5-11 // 222****1st NFL Season // Georgia****DOB: Feb. 16, 1994 // Millbrook H.S. (Raleigh, N.C.)**

TRANSACTIONS

Originally selected by the Washington Redskins in the seventh round (242nd overall) of the 2016 NFL Draft.

YEAR-BY-YEAR

2016 (REDSKINS)

Spent the season on Reserve/Injured list after being placed on the list on Aug. 30.

COLLEGE

Played collegiately at Georgia from 2012-15, appearing in 33 career games for the Bulldogs... Recorded 1,379 career rushing yards on 253 attempts with 12 rushing touchdowns. Also caught 24 career passes for 225 receiving yards with three receiving touchdowns... Played in 11 games as a senior in 2015, recording 68 rushing attempts for 350 yards and three touchdowns. Named Comeback Player of the Year at the team's postseason awards gala... Limited by injury to three games in 2014, gaining 24 yards on 12 carries... Played in five games in 2013 prior to sustaining a knee injury. Finished the season with 246 rushing yards and six touchdowns on 56 carries in addition to eight receptions for 111 yards and a receiving touchdown. Played in 14 games as a freshman in 2012, recording 759 rushing yards on 117 carries with eight touchdowns and earning team's Newcomer of the Year Award.

PERSONAL

Attended Millbrook H.S. in Raleigh, N.C., where he was a highly decorated prospect after earning North Carolina Gatorade Player of the Year as a senior... School career-leader in rushing yards (4,552) and points (332)... As a senior, rushed for 1,891 yards and 25 touchdowns on 258 carries. Set school records for rushing yards in a season and points in a season... As a junior, rushed for 1,539 yards and 17 rushing touchdowns... As a sophomore, rushed for 1,165 yards and 11 rushing touchdowns. Led Millbrook to Class AAAA playoffs in all three seasons... Also an NCHSAA AAAA state 100-meter champion... Was a five-star prospect according to ESPN.com and Scout.com. Ranked as Scout's top running back and its No. 12 overall player nationally... Ranked as a four-star prospect and the No. 2 running back nationally by Rivals.com... Played in the 2012 Under Armour All-American Game... Majored in finance... Son of Warren and Denise Marshall. Warren completed his collegiate career at James Madison as the school's all-time rushing leader and is a member of JMU's Sports Hall of Fame... His brother, Marcus, is a running back at James Madison... Full name: Warren Keith Marshall, Jr... Born Feb. 16, 1994.

COMMUNITY

In 2016, participated in recess events alongside 200 students from various D.C. schools at a Play 60 event, played alongside fans to benefit children in the second annual Redskins Charity Golf Classic, read class favorites to middle school students and also served as a judge for a touchdown dance competition at Raymond Education Campus in Washington, D.C., and participated in a financial literacy course hosted by eighth grade students at Kenmoor Middle School at Junior Achievement's Finance Park in Hyattsville, Md.

78

JOEY MBU

DL**6-3 // 323****2nd NFL Season // Houston****DOB: March 28, 1993 // Foster H.S. (Richmond, Texas)**

TRANSACTIONS

Originally entered the NFL with the Atlanta Falcons as a college free agent on May 6, 2015... Waived by the Falcons on September 5, 2015... Signed to the Falcons' practice squad on September 8, 2015... Signed to the Falcons' active roster from their practice squad on December 11, 2015... Waived by the Falcons on September 3, 2016... Signed to the Falcons' practice squad on September 4, 2016... Released from the Falcons' practice squad on September 7, 2016... Signed to the Washington Redskins' practice squad on October 11, 2016.

YEAR-BY-YEAR

2016 (FALCONS/REDSKINS)

Waived during final cuts and re-signed to Falcons' practice squad a day later but was released from the Falcons' practice squad on Sept. 7... Signed to the Redskins' practice squad in Week 6.

2015 (FALCONS)

Spent the majority of the season on the team's practice squad after being waived during final cuts... Signed to Falcons' active roster on Dec. 11... Made NFL debut at CAR (12/13), contributing two tackles (one solo)... Also appeared in season finale vs. NO (1/3), adding two tackles.

COLLEGE

Played at Houston from 2011-14, appearing in 50 games for the Cougars with 34 starts... Posted 92 career tackles (38 solo), 10.5 tackles for loss, four sacks and two interceptions... First-team All-AAC selection as a team captain in 2014, starting all 13 games at defensive tackle and tallying 32 tackles, 4.5 for loss, 2.5 sacks and one interception... Started all 13 games in 2013, leading all defensive tackles for the second straight year with 29 stops and adding three pass breakups... Started eight games at defensive tackle while playing in all 12 in 2012, posting 27 tackles, a sack and an interception... Played in 12 games as a true freshman in 2011.

PERSONAL

Attended Foster H.S. in Richmond, Texas, where he received first-team all-area honors in both 2009 and 2010 and second-team accolades in 2008... Had 67 tackles, two sacks and two blocked field goals as a senior... Three-time All-District performer and three-year starter on both the offensive and defensive lines... Was also a member of the track team in discus and shot put, winning the discus district championship in 2010 and advancing to the regional championship... Majored in kinesiology... Son of Joseph Mbu and Helen Nso... Father, Charles, is a FIFA soccer scout... Last name pronounced "mm-Boo"... Born March 28, 1993.

COMMUNITY

Distributed packaged food and turkeys to 2,500 families in need at the 14th annual Harvest Feast at FedExField and also played flag football with middle school students from surrounding counties to promote a healthy lifestyle at the Experience in 2016.

YEAR-BY-YEAR STATS

DEFENSE

Year	Team	G	GS	Tack	Solo	Sack	PD	FF	FR
2015	Atl	2	0	4	1	0	0	0	0
Career		2	0	4	1	0	0	0	0

*Tackle stats according to STATS, LLC

97



TERRELL McCLAIN

DL

6-2 // 302

7th NFL Season // South Florida

DOB: July 20, 1988 // Pensacola (Fla.) H.S.

TRANSACTIONS

Originally selected by the Carolina Panthers in the third round (65th overall) of the 2011 NFL Draft... Waived by the Panthers on September 2, 2012... Signed with the New England Patriots on September 26, 2012... Waived by the Patriots on October 3, 2012... Signed with the Houston Texans on October 29, 2012... Signed with the Dallas Cowboys as an unrestricted free agent on March 12, 2014... Signed with the Washington Redskins as an unrestricted free agent on March 10, 2017.

PRO

Joined the Redskins as an unrestricted free agent in 2017 after previously compiling 90 tackles (58 solo), eight tackles for loss, 4.5 sacks, three fumbles forced and two fumbles recovered with the Panthers, Patriots, Texans and Cowboys from 2011-16.

YEAR-BY-YEAR

2016 (COWBOYS)

Started all 15 regular season games in which he appeared and also started one postseason contest... Posted career highs in tackles (40), solo tackles (21), sacks (2.5) and forced fumbles (two). Helped the Cowboys post the league's top-ranked rushing defense (83.5 yards per game)... Made five tackles including one for loss in season opener vs. NYG (9/11)... Recorded career-high in tackles (six, four solo) and sacks (1.5) vs. CIN (10/9)... Forced a Wendell Smallwood fumble in an overtime win vs. PHI (10/30)... Added another six-tackle performance in Week 14 at NYG (12/11)... Recorded a sack-fumble of Bucs quarterback Jameis Winston vs. TB (12/18)... Inactive with an ankle injury in Week 17 at PHI (1/1)... Started NFC Divisional Round vs. GB (1/15).

2015 (COWBOYS)

Was limited to just two games after suffering a toe injury that landed him on the Reserve/Injured list, posting five tackles for the year... Opened the season with four tackles vs. NYG (9/13)... Had one tackle and a pressure, helping limit the Eagles to seven yards on 17 runs (0.4 avg.) at PHI (9/20). Suffered a toe sprain that required surgery and landed on IR two days later.

2014 (COWBOYS)

Made his Cowboys debut at TEN (9/14)... Recorded his first stats as a Cowboy in a comeback win at STL (9/21), finishing with three tackles... Notched his first two career tackles for losses vs. NYG (10/19)... Posted three tackles at JAX (11/9) in London... Recorded his second career sack and forced his first career fumble at WAS (12/28)... Made postseason debut in Wild Card round vs. DET (1/4).

2013 (TEXANS)

Recorded a career-best 21 tackles and a fumble recovery while playing in all 16 games for the Texans... Recorded his second career fumble recovery vs. SEA (9/29)... Tallied three tackles at KC (10/20) and vs. DAK (11/17)... Logged a season-high four stops vs. Denver (12/22).

2012 (PANTHERS/PATRIOTS/TEXANS)

Began the year with Carolina but was released on Sept. 2... Signed with New England on Sept. 26 and made his season debut at BUF (9/30) before being released on Oct. 3... Signed with Houston on Oct. 29 and appeared in three games for the Texans, posting one tackle... Inactive vs. BUF (11/4) and was active but did not play at CHI (11/11)... Made his Texans debut against JAX (11/18) and also saw action at DET (11/22) and at TEN (12/2)... Was inactive for the final four games of the regular season and both postseason games.

2011 (PANTHERS)

Started 12 games at defensive tackle, recording 20 tackles, one sack and a fumble recovery before suffering a season-ending knee injury... Recovered a fumble at WAS (10/23)... Tackled Christian Ponder vs. MIN (10/30) for his first career sack... Had three solo tackles vs. TEN (11/13)... Had two solo tackles before leaving the game with a knee injury at TB (12/4)... Placed on Reserve/Injured list on Dec. 6.

COLLEGE

Played in 50 games with 33 starts at South Florida, gathering 89 tackles, 17 tackles for loss, 7.5 sacks, two forced fumbles, one fumble recovery and one pass defended... Named first-team All-Big East and was selected to play in East-West Shrine Game following a senior season in which he posted 24 tackles, 4.5 tackles for loss and three sacks while starting 13 games. Helped the Bulls rank 17th nationally in total defense, allowing 317.9 yards per game... Played in 13 games with 11 starts as a junior, registering 25 tackles, five tackles for loss, 1.5 sacks and one forced fumble as the defense ranked second in the conference and 19th in the nation in scoring defense... Played in 12 games with nine starts as a sophomore, notching 32 tackles, 3.5 tackles for loss, three sacks and one forced fumble... As a freshman, played in 12 games and totaled eight tackles, four tackles for loss, one fumble recovery and one pass defended.

PERSONAL

Attended Pensacola (Fla.) H.S., where he recorded 65 tackles and eight sacks as a senior... Named Class 3A first-team all-state in 2006... Was MVP of the Max Emfinger Shreveport All-American Bowl Game. Also won MVP of Pensacola East-West All-Star Game... Majored in social sciences at South Florida... Son of Perry and Lynn McClain... Born July 20, 1988.

CAREER HIGHS

SINGLE-GAME

Total Tackles:	6, twice, last at NY Giants (12/11/16)
Solo Tackles:	4, three times, last at NY Giants (12/11/16)
Sacks:	1.5, vs. Cincinnati (10/9/16)
Forced Fumbles:	1, three times, last vs. TB (12/18/16)
Fumble Recoveries:	1, twice, last vs. Seattle (9/29/13)

YEAR-BY-YEAR STATS

DEFENSE

Year	Team	G	GS	Tack	Solo	Sack	PD	FF	FR
2011	Car	12	12	19	13	1	0	0	1
2012	NE/Hou	4	0	0	0	0	0	0	0
2013	Hou	16	0	10	8	0	0	0	1
2014	Dal	13	0	19	14	1	0	1	0
2015	Dal	2	0	2	2	0	0	0	0
2016	Dal	15	15	40	21	2.5	0	2	0
Career		62	27	90	58	4.5	0	3	2

*Tackle stats according to STATS, LLC

POSTSEASON

Year	Team	G	GS	Tack	Solo	Sack	PD	FF	FR
2014	Dal	1	0	0	0	0	0	0	0
2016	Dal	1	1	0	0	0	0	0	0
Career		2	1	0	0	0	0	0	0

12**COLT MCGOY****QB****6-1 // 215****8th NFL Season // Texas****DOB: Sept. 5, 1986 // Jim Ned H.S. (Tuscola, Texas)****TRANSACTIONS**

Originally selected by the Cleveland Browns in the third round (85th overall) of the 2010 NFL Draft... Traded to the San Francisco 49ers on April 1, 2013... Signed with the Washington Redskins as an unrestricted free agent on April 3, 2014... Re-signed with the Redskins on March 19, 2015... Re-signed with the Redskins on March 9, 2016.

PRO

Enters 2017 having previously appeared in 35 regular season games with 25 starts, completing 508-of-842 passes (60.3 percent) for 5,586 yards with 26 touchdowns as of the conclusion of the 2015 season.

YEAR-BY-YEAR**2016 (REDSKINS)**

Active but did not play in all 16 games.

2015 (REDSKINS)

Appeared in two regular season games in reserve, completing 7-of-11 passes for 128 yards and a touchdown... Active but did not play in Weeks 1-9... Saw action in reserve vs. NO (11/15)... Active but did not play in Weeks 11-16... Completed 7-of-11 passes for 128 yards with a touchdown in a little more than two quarters of play at DAL (1/3). Completed a 71-yard touchdown pass to Rashad Ross, the longest completion of his career... Active but did not play in NFC Wild Card Round vs. GB (1/10).

2014 (REDSKINS)

Appeared in five games with four starts, completing 91-of-128 passes (71.7 percent) for 1,057 yards with four touchdowns and a team-high passer rating of 96.4... Inactive at HOU (9/7), vs. JAX (9/14). Active but did not play at PHI (9/21), vs. NYG (9/25), vs. SEA (10/6) and at ARI (10/12)... Entered in relief vs. TEN (10/19) and completed 11-of-12 passes for 128 yards with one touchdown and a passer rating of 138.9. Engineered the second fourth-quarter comeback win of his career and his first since Sept. 25, 2011 vs. Miami as a member of the Cleveland Browns. With a 70-yard touchdown pass to Pierre Garçon on his first attempt, became the first Redskins player to throw a touchdown pass on his first pass attempt with the team since wide receiver Brandon Banks (Dec. 11, 2011 vs. NE)... Made his first start as a member of the Redskins in overtime win at DAL (10/27), his first NFL start since Dec. 8, 2011 as a member of the Cleveland Browns. Completed 25-of-30 passes for 299 yards and a passer rating of 94.3. Completion percentage of 83.3 was the highest of his career among games he has started and was the fourth-highest completion percentage by a Redskins quarterback with at least 20 attempts since the 1970 AFL-NFL merger. Scored on a seven-yard run in the third quarter, the second rushing touchdown of his career and his first since Nov. 7, 2010 as a member of the Browns. Earned GMC Never Say Never Moment of the Week for his performance... Active but did not play at MIN (11/2), vs. TB (11/16) and at SF (11/23)... Started at IND (11/30) and completed 31-of-47 passes with a passer rating of 113.1 and set career highs in passing yards (392) and passing touchdowns (three). The 300-yard passing effort was the second of his career and his first since Oct. 2, 2011... Started and completed 20-of-32 passes for 199 yards with two intercep-

tions vs. STL (12/7)... Started and completed four-of-seven passes for 39 yards at NYG (12/14) before exiting the game with a neck injury. Also recorded a 19-yard run, his longest rush since posting a career-long 20-yarder as a member of the Cleveland Browns on Nov. 27, 2011.

2013 (49ERS)

Appeared in relief in four games, throwing one pass — a 13-yard completion to Bruce Miller at JAX (10/27).

2012 (BROWNS)

Saw action in three games... Completed 9-of-17 attempts for 79 yards and one touchdown in an appearance at DEN (12/23).

2011 (BROWNS)

Started all 13 games in which he appeared... Completed 265-of-463 passes for 2,733 yards with 14 touchdowns and 11 interceptions... Threw a touchdown pass in each of the Browns' first five games, the first Brown to do so since Derek Anderson in 2007... Completed 19-of-39 passes for 210 yards and two touchdowns vs. MIA (9/25), as he completed a 14-yard touchdown pass to WR Mohamed Massaquoi with :43 remaining in regulation to lift the Browns to a 17-16 victory. Connected on 9-of-13 passes for 75 yards on the game-winning drive... Set Browns single-game records with 40 completions and 61 attempts for a career-high 350 yards vs. TEN (10/2). His 350 yards passing were the most by a Brown since Derek Anderson threw for 364 yards in November 2007... Tied his career-high for touchdown passes in a game with two in four contests.

2010 (BROWNS)

Played in eight games, starting all eight... Completed 135-of-222 passes for 1,576 yards and six touchdowns, setting a Browns rookie record with a 60.8 completion percentage and 74.5 passer rating. Led all NFL rookies in completion percentage... Made NFL debut at PIT (10/17), completing 23-of-33 passes for 281 yards and one touchdown. Also added 22 yards rushing on four carries... Earned his first win as an NFL starter at NO (10/24), as he completed 9-of-16 passes for 74 yards in a 30-17 victory. Also caught his first career pass for a 13-yard gain from RB Peyton Hillis... Recorded a 101.6 QB rating vs. NE (11/7), completing 14-of-19 passes for 174 yards while adding his first career rushing touchdown, a 16-yard scamper, to help beat the Patriots... Threw for 241 yards on 17-of-28 passing with a touchdown and carried four times for a career-high 39 yards at JAX (11/21)... Completed 19-of-25 passes for 243 yards with two touchdowns, resulting in a career-high passer rating of 132.6 at CIN (12/19).

COLLEGE

Starred at Texas from 2006-09, earning 45 victories in 53 career starts to finish as the winningest quarterback in NCAA history at the time... Completed 1,157-of-1,645 passes for 13,253 yards with 112 touchdowns and 45 interceptions, while adding 447 rushes for 1,571 yards and 20 touchdowns... At the time, was the only quarterback in college annals to win at least 10 or more games in each of his four seasons... Finished his collegiate career owning 47 school records... His 13,253 passing yards ranked sixth in college football annals and his 112 passing touchdowns ranked seventh all-time in NCAA history... As a senior in 2009, received the Maxwell Award, Davey D'Brien Award and Johnny Unitas Golden Arm Award. Also was named the Big-12 Player of the Year... Completed 332-of-470 passes for 3,521 yards, 27 touchdowns and 12 interceptions in 2009... In 2008, completed a school-record 332 completions on 433 attempts, setting an NCAA season-record with his completion percentage of 76.67 and threw for a career-high 3,859 yards and 34 touchdowns... Completed 276-of-424 passes for 3,303 yards, 22 touchdowns and a passer rating of 139.16 in 2007... Named Big 12 Offensive Freshman of the Year and All Big-12 Second Team, completing 217-of-318 passes for 2,570 yards and 29 touchdowns in 2006.

PERSONAL

Attended Jim Ned H.S. in Tuscola, Texas, where his father, Brad, served as head coach of the football team. Was a two-time Associated Press 2A Offensive MVP and first-team all-state pick... Finished his prep career as the all-time leading passer in Texas 2A history and sixth overall across all size classifications in Texas history, completing 536-of-849 pass attempts for 9,344 yards, and 116 touchdowns... Was also a four-year starter in basketball and was an all-state selection as a junior... Was a three-time regional qualifier in track, including the mile relay and 110M hurdles. His wife, Rachel, was a middle-distance track and field athlete for Baylor University... Grandfather, Burl McCoy, is a member of the Abilene Christian University Sports Hall of Fame for his exploits both as an athlete and as the former women's basketball coach... Brother, Case, played quarterback at Texas as well... Graduated with a degree in sports management... Born Daniel Colt McCoy on Sept. 5, 1986 in Hobbs, N.M.

COMMUNITY

In 2016, supported local teenage boys and girls experiencing traumatic circumstances with their families at the Burgundy and Gold Banquet, hosted story time and a meet and greet for those attending the Redskins Read Book Fairs at 11 local Barnes and Noble locations in the D.C. area, played alongside fans to benefit children in the second annual Redskins Charity Golf Classic, walked the runway alongside the Women of Washington at the second annual Redskins Runway Show, packaged weekend bags for students at a Prince George's County Elementary School at the Capital Area Food Bank, gave both football and life advice to 400 local high school football players at the 4th and Life High School Football Forum, brought joy to 31 area women battling breast cancer at the team's annual All-Star Survivors Celebration, donated winter coats and Redskins hats to 300 elementary school students from seven local area schools at the eighth annual Share the Warmth event, distributed packaged food and turkeys to 2,500 families in need at the 14th annual Harvest Feast at FedExField, and welcomed 200 elementary school kids into the Redskins locker room at FedExField to meet Santa and take home toys for Christmas at Skins Santa Shoppe... In 2015, participated in the inaugural WDW Wives Runway Show to benefit the Washington Redskins Charitable Foundation, engaged with the Redskins community to celebrate the organization at the Burgundy & Gold Banquet, played alongside fans at the inaugural Redskins Golf Classic, met with a select group of high school football players in the Washington, D.C., area to watch the movie 'My All American', and ate dinner with 31 women battling breast cancer during the All-Star Survivors Celebration... In 2014, participated in Robert Griffin III's Friday Night Lights camp for 300 boys and girls at Anacostia [D.C.] High School, volunteered at the Redskins' annual All-Star Survivors Celebration, participated in the Get the Ball Rolling Flag Football Experience with 120 middle school students at Redskins Park and distributed Thanksgiving food to 3,000 Prince George's County residents in need at the team's annual Harvest Feast.

CAREER HIGHS

SINGLE-GAME

Pass Attempts:	61, vs. Tennessee (10/2/11)
Pass Completions:	40, vs. Tennessee (10/2/11)
Yards Passing:	392, at Indianapolis (11/30/12)
Long (Passing):	71t, at Dallas (1/3/16)
Passing TD:	3, at Indianapolis (11/30/12)
Passer Rating:	138.9, vs. Tennessee (12 att., 10/19/14)
Carries:	9, vs. Seattle (10/23/11)
Rushing Yards:	39, at Jacksonville (11/21/10)
Long (Rushing):	20, at Cincinnati (11/27/11)
Rushing TD:	1, twice, last at Dallas (10/27/14)

YEAR-BY-YEAR STATS

PASSING

Year	Team	G	GS	Att	Comp	Pct	Yds	Yd/A	TD	Int	Lg	Rate
2010	Cle	8	8	222	135	60.8	1576	7.1	6	9	47	74.5
2011	Cle	13	13	463	265	57.2	2733	5.9	14	11	56	74.6
2012	Cle	3	0	17	9	52.9	79	4.6	1	0	21	85.2
2013	SF	4	0	1	1	100.0	13	13	0	0	13	118.8
2014	Was	5	4	128	91	71.1	1057	8.3	4	3	70t	96.4
2015	Was	2	0	11	7	63.6	128	11.6	1	0	71t	133.9
Career		35	25	842	508	60.3	5586	6.6	26	23	71t	78.9

RUSHING

Year	Team	Att	Yds	Avg	Lg	TD
2010	Cle	28	136	4.9	18	1
2011	Cle	61	212	3.5	20	0
2012	Cle	4	15	3.8	15	0
2013	SF	6	-6	-1	-1	0
2014	Was	16	66	4.1	20	1
2015	Was	3	-3	-1	-1	0
Career		118	420	3.6	20	2

ADDITIONAL

Record as Starter: 7-18 (0.280) career; 1-3 (0.250) with Redskins

Fumbles-Lost: 1-0 in 2010, 11-2 in 2011, 5-1 in 2014, 1-0 in 2015

Fourth Quarter Comeback Wins: 2 (9/25/11 vs. MIA, 10/19/14 vs. TEN)

300-Yard Passing Games: 2 (1 in 2011, 1 in 2014)

92



STACY MCGEE

DL

6-3 // 341

5th NFL Season // Oklahoma

DOB: Jan. 17, 1990 // Muskogee (Okla.) H.S.

TRANSACTIONS

Originally selected by the Oakland Raiders in the sixth round (205th overall) of the 2013 NFL Draft... Signed with the Washington Redskins as an unrestricted free agent on March 10, 2017.

PRO

Joined the Redskins as an unrestricted free agent in 2017 after having previously appeared in 51 career games with 18 starts, compiling 63 tackles (44 solo), five tackles for loss, 3.0 sacks, two forced fumbles and two fumbles recovered with Oakland from 2013-16

YEAR-BY-YEAR

2016 (RAIDERS)

Set a career high by starting in all nine games played, while also racking up a career-high 2.5 sacks. Recorded 17 tackles (14 solo) and his first two forced fumbles... Returned to action after missing the final five regular season games and made his postseason debut... Recorded a sack of Matt Ryan at ATL (9/18), the first full sack of his career... Recorded his second sack of the season vs. SD (10/9) when he brought down Philip Rivers for a five-yard loss. Reached Rivers once again in the third quarter, splitting the sack with teammate Dan Williams. Registered two forced fumbles in the third quarter, the first and second of his career... Posted a solo tackle at JAX (10/23) before exiting the game with an ankle injury... Inactive at TB (10/30) and vs. DEN (11/6)... Returned to the starting lineup vs. HOU (11/21)... Inactive for the final five games of the regular season with ankle and groin injuries... Returned to the lineup for his first career postseason appearance in the AFC Wild Card Round at HOU (1/7), registering two solo tackles.

2015 (RAIDERS)

Played in all 16 games with four starts as a part of the defensive line rotation. Posted 22 tackles (14 solo) and one fumble recovery... Made first start of the season at CLE (9/27), posting three solo tackles... Recovered Matt Forte fumble at CHI (10/4)... Started in place of the injured Justin Ellis at SF (10/25). Credited with four tackles (three solo)... Helped limit Tennessee to just 44 rushing yards and 2.4 yards per attempt on the ground at TEN (11/29)... A week later at DEN (12/13), helped limit the Broncos to just 1.6 yards per carry on the ground.

2014 (RAIDERS)

Played in 11 games, posting four tackles (two solo) in his second season... Inactive for the final five games of the year... Credited with two tackles (one solo) at NYJ (9/7)... Notched a solo stop vs. DEN (11/9) and an assisted stop at SD (11/16).

2013 (RAIDERS)

Played in 15 games as a sixth-round pick, starting five of the final seven games at nose tackle... Posted 20 tackles (14 solo) with 0.5 sacks and one fumble recovery... Made NFL debut in a reserve role at IND (9/8), posting one solo tackle... Earned first career half-sack vs. PIT (10/27), helping drop Ben Roethlisberger for a nine-yard loss... Made four tackles (one solo) at NYG (11/10)... Made first career start at nose tackle at HOU (11/17)... Also started the next three contests vs. TEN (11/24), at DAL (11/28) and at NYG (12/8)... Recov-

ered first career fumble vs. KC (12/15)... Started at nose tackle at SD (12/22)... Recorded three solo tackles vs. DEN (12/29), including a tackle for loss.

COLLEGE

Played collegiately at Oklahoma, seeing action in 34 games with 15 starts... Totaled 63 tackles (29 solo), 2.5 sacks, 9.5 tackles for loss... As a senior, played in six contests, recording 14 tackles and one sack... Member of the defensive tackle rotation as a junior, playing in 12 games with four starts. Totaled 22 tackles and 1.5 sacks and was credited with 3.5 tackles for a loss... As a sophomore, recorded career highs with 14 games played and 11 starts. Established career bests with 26 tackles and 3.5 tackles for loss... Saw action in two games as a reserve defensive lineman as a redshirt freshman.

PERSONAL

Attended Muskogee (Okla.) H.S., where he earned all-state selections from both the Tulsa World and The Oklahoman... Named Defensive Player of the Year by the Muskogee Phoenix... Totaled 160 tackles, 38 tackles for loss and 13 sacks for his career. Added six interceptions and 21 passes defended... As a senior, recorded 98 tackles, including 20 tackles for a loss and six sacks... Ranked the No. 2 player in Oklahoma by Rivals.com and No. 8 defensive end in the nation by Rivals.com. Ranked No. 11 defensive tackle in the nation by Scout.com... Named No. 15 defensive lineman in the nation by ESPN and the No. 86 overall player in the nation by Rivals.com... Majored in human relations... Son of Stacy and Sabrina McGee... Born Jan. 17, 1990.

YEAR-BY-YEAR STATS

DEFENSE

Year	Team	G	GS	Tack	Solo	Sack	PD	FF	FR
2013	Oak	15	5	20	14	0.5	0	0	1
2014	Oak	11	0	4	2	0	0	0	0
2015	Oak	16	4	22	14	0	0	0	1
2016	Oak	9	9	17	14	2.5	0	2	0
Career		51	18	63	44	3	0	2	2

*Tackle stats according to STATS, LLC

POSTSEASON

Year	Team	G	GS	Tack	Solo	Sack	PD	FF	FR
2016	Oak	1	0	2	2	0	0	0	0
Career		1	0	2	2	0	0	0	0

CAREER HIGHS

SINGLE-GAME

Total Tackles:	4, four times, last vs. San Diego (10/9/16)
Solo Tackles:	3, four times, last vs. San Diego (10/9/16)
Sacks:	1.5, vs. San Diego (10/9/16)
Forced Fumbles:	2, vs. San Diego (10/9/16)
Fumble Recoveries:	1, twice, last at Indianapolis (9/8/13)

76



MORGAN MOSES

T

6-6 // 335

4th NFL Season // Virginia

DOB: March 3, 1991 // Meadowbrook H.S. (Richmond, Va.)

HONOR ROLL

Redskins Ed Block Courage Award (2015)

TRANSACTIONS

Originally selected by the Washington Redskins in the third round (66th overall) of the 2014 NFL Draft... Signed multi-year contract extension on April 27, 2017.

PRO

Enters 2017 having previously appeared in 40 regular season games with 33 starts across his first three seasons from 2014-16.

YEAR-BY-YEAR

2016 (REDSKINS)

Started all 16 games for a second straight season... Part of an offensive line that led the Redskins to team records in total net yards (6,545), net passing yards (4,758) and yards per play (6.40) while allowing only 23 sacks, fourth-fewest in the NFL... Started at right tackle vs. PIT (9/12) and helped the Redskins hold the Steelers without a sack on 43 team pass attempts... Started at right tackle vs. DAL (9/18), helping the offense post 432 yards of offense... Started at right tackle in a win at NYG (9/25), contributing to a 403-yard effort... Started at right tackle in wins vs. CLE (10/2) and at BAL (10/9)... Started at right tackle in a win vs. PHI (10/16), guiding the offense to 230 rushing yards, its highest total since 2012... Started at right tackle in a 413-yard offensive performance at DET (10/23)... Started at right tackle in a tie against CIN (10/30) in London, helping the offense record 546 yards of offense, the team's largest offensive output since a 559-yard effort vs. Atlanta on Nov. 10, 1991... Started at right tackle in a win vs. MIN (11/13)... Started at right tackle in a win vs. GB (11/20), helping the Redskins post 515 total yards, the team's most in a non-overtime game since Week 11 of the 1991 season... Started at right tackle at DAL (11/24), holding the Cowboys without a sack and helping the offense to consecutive 500-yard performances for the first time in team history... Started at right tackle at ARI (12/4)... Started at right tackle in a win at PHI (12/11)... Started at right tackle and helped Kirk Cousins throw for 315 yards vs. CAR (12/19)... Started at right tackle and helped the Redskins to 200-plus yards both on the ground and in the air in a win at CHI (12/24)... Started at right tackle in season finale vs. NYG (1/1).

2015 (REDSKINS)

Earned the Redskins' 2015 Ed Block Courage Award, earning the starting right tackle role a year after a Lisfranc injury prematurely ended his rookie season... Started all 16 regular season games and one postseason game at right tackle... Rapid recovery and progression in training camp allowed the team to move No. 5 overall pick Brandon Scherff to right guard and create a young, promising right side of the offensive line... Started at right tackle and helped the Redskins rush for 161 yards vs. MIA (9/13)... Helped the Redskins post 182 rushing yards in a start at right tackle vs. STL (9/20)... Started at right tackle vs. NYG (9/24)... Started at right tackle vs. PHI (10/4), helping the offense go 90 yards on its final drive for a come-from-behind victory... Started at right tackle at ATL (10/11) and at NYJ (10/18)... Started

at right tackle in the largest comeback win (24 points) in team history vs. TB (10/25)... Started at right tackle at NE (11/8)... Started at right tackle vs. NO (11/15), blocking for the Redskins' first combined 300-yard passing game/200-yard rushing game since Super Bowl XXII... Started at right tackle at CAR (11/22)... Started at right tackle and helped Kirk Cousins throw for his fourth 300-yard game of the season in a win vs. NYG (11/29)... Started at right tackle vs. DAL (12/7)... Started at right tackle in a win at CHI (12/13)... Started at right tackle for Cousins' team-record-setting sixth 300-yard passing game of the season in a win vs. BUF (12/20)... Started at right tackle and fought through an ankle injury in a division-clinching win at PHI (12/26)... Started at right tackle in regular season finale at DAL (1/3)... Started at right tackle in NFC Wild Card Round vs. GB (1/10).

2014 (REDSKINS)

Played in eight games and made one start as a rookie... Inactive at HOU (9/7)... Made NFL debut vs. JAX (9/14)... Inactive at PHI (9/21)... Contributed on special teams vs. NYG (9/25)... Saw action on offense and special teams vs. SEA (10/6)... Inactive at ARI (10/12) and vs. TEN (10/19)... Played on special teams at DAL (10/27) and at MIN (11/2)... Saw significant action in relief of an injured Trent Williams vs. TB (11/16)... Made first career NFL start at left tackle and helped Alfred Morris post 125 rushing yards at SF (11/23)... Contributed on special teams at IND (11/30)... Active but did not play vs. STL (12/7)... Placed on Reserve/Injured list on Dec. 11.

COLLEGE

Played at Virginia from 2010-13, starting 43 of the 48 career games in which he played — 30 at right tackle and 12 at left tackle... Received All-ACC third-team honors as a senior in 2013 while helping Kevin Parks become the Cavaliers' first 1,000-yard rusher in a season since 2004... Was a Coaches All-ACC honorable mention selection as a junior in 2012, starting 11 of 12 games and helping UVA amass more than 500 yards of total offense multiple times in a season for the first time since 2004... Was one of 13 players to start all 13 games for the Cavaliers in 2011... Appeared in 11 of Virginia's 12 games as a freshman, making his collegiate debut against Richmond. Made first collegiate start against UNC, becoming the seventh true freshman nationally to start at offensive tackle in 2010 when he started at right tackle against the Tar Heels.

PERSONAL

Attended Meadowbrook H.S. in Richmond, Va., and also played prep football at Fork Union Military Academy in 2009... Two-time all-state, all-region and all-district selection... Multiple-time Richmond Times-Dispatch first-team All-Met selection... Had his jersey retired at Meadowbrook in 2016... Was a Parade and SuperPrep All-American who was rated as a four-star prospect by Rivals.com and Scout.com... Listed as the No. 2 player in Virginia for the class of 2009 by Rivals.com... Son of Marion and Morris Moses... Has three children, Isaiah Moses, Jerimah Moses and Natalia Carter... Born March 3, 1991.

COMMUNITY

Launched the Morgan Moses Foundation in 2015 with the goal of motivating children through educational activities in the Central/Northern Virginia and D.C. metropolitan areas... Earned NFLPA Community MVP honors in Week 16 of the 2016 season after announcing a partnership with The Princeton Review to offer tutoring services to 100 hard-working students free of charge... In 2016, promoted healthy lifestyle habits at the 138th annual White House Easter Egg roll on the South Lawn, supported local teenage boys and girls experiencing traumatic circumstances with their families at the Burgundy and Gold Banquet, and helped deliver 157 Leesa mattresses to children at Youth for Tomorrow in Bristol, Va... Visited hematology patients at a Washington, D.C. Ronald McDonald House and also stressed the importance of staying on the right path on a panel at the Fairfax Juvenile Detention Center in 2014.

YEAR-BY-YEAR STATS

GAMES/STARTS

Year	Team	G	GS
2014	Was	8	1
2015	Was	16	16
2016	Was	16	16
Career		40	33

POSTSEASON

Year	Team	G	GS
2015	Was	1	1
Career		1	1

93

TRENT MURPHY

LB**6-6 // 259****4th NFL Season // Stanford****DOB: Dec. 22, 1990 // Brophy College Prep (Phoenix, Ariz.)**

TRANSACTIONS

Originally selected by the Washington Redskins in the second round (47th overall) of the 2014 NFL Draft.

PRO

Enters 2017 having appeared in 47 regular season games with 23 starts from 2014-16, being credited by STATS with 110 tackles (62 solo), 15.0 sacks, six forced fumbles and four fumble recoveries in his first three seasons.

YEAR-BY-YEAR

2016 (REDSKINS)

Had a breakout season, recording a career-high 9.0 sacks while adding 46 tackles (28 solo), three forced fumbles, one fumble recovery and a pass defended in 16 games... Contributed on defense and special teams vs. PIT (9/12)... Recorded six tackles (three solo) including a career-high 2.0 sacks and a forced fumble vs. DAL (9/18)... Posted four tackles (one solo) and notched a sack-fumble in a second straight game in a win at NYG (9/25)... Recorded five solo tackles and posted a sack for a third consecutive game for the first time in his career in a win vs. CLE (10/2)... Registered three tackles (two solo) including a half-sack in a win at BAL (10/9)... Made two tackles including a half-sack in a win vs. PHI (10/16)... Recorded two solo tackles including a sack-fumble at DET (10/23)... Posted two solo tackles in a tie against CIN (10/30) in London. Snapped a streak of six consecutive games with at least half a sack... Tallied three tackles (two solo) including a key fourth-quarter sack in a win vs. MIN (11/13)... Added two assisted tackles in a win vs. GB (11/20)... Made two tackles (one solo) at DAL (11/24)... Posted three tackles (two solo) including a third-down sack that led to a missed field goal at ARI (12/4)... Recorded two tackles and sealed a win at PHI (12/11) by recovering a Carson Wentz fumble on the Eagles' final offensive play... Added three tackles (two solo) vs. CAR (12/19)... Made one solo tackle in a win at CHI (12/24)... Posted four tackles (two solo) vs. NYG (1/1).

2015 (REDSKINS)

Recorded career highs in games played (16), starts (15), sacks (3.5) and fumble recoveries (two). Also started his first career playoff game... Contributed three assisted tackles in a start vs. MIA (9/13)... Recorded two tackles (one solo) in a win vs. STL (9/20)... Added three assisted tackles at NYG (9/24)... Notched two tackles (one solo) vs. PHI (10/4), also adding a sack and a fumble recovery on a last-ditch cross-field lateral to end the game... Posted four tackles (two solo) at ATL (10/11)... Added an assisted tackle at NYJ (10/18) and vs. TB (10/25)... Recorded three tackles at NE (11/8)... Registered five tackles (one solo) and a half-sack in a win vs. NO (11/15)... Recorded three tackles (two solo) at CAR (11/22)... Contributed on defense and special teams in a win vs. NYG (11/29)... Posted two solo tackles and a sack vs. DAL (12/7)... Set a new single-season career high by pushing his sack total to 3.5 with a 10-yard sack in a win at CHI (12/13). Forced and recovered a fumble on the play... Posted a solo tackle in a win vs. BUF (12/20)... Contributed on defense and special teams in a division-clinching win at PHI (12/26)... Recorded a solo tackle for loss at DAL (1/3)... Made a solo stop in NFC Wild Card Round vs. GB (1/10).

2014 (REDSKINS)

Played in 15 games with eight starts as a rookie, compiling 32 tackles (22 solo), 2.5 sacks, two forced fumbles and a fumble recovery as a rookie... Contributed on defense and special teams in NFL debut at HOU (9/7) and vs. JAX (9/14)... Made one solo tackle at PHI (9/21)... Recorded a career-high four tackles (one solo) vs. NYG (9/25)... Added a solo tackle vs. SEA (10/6)... Contributed on defense at ARI (10/12)... Made three tackles (one solo) vs. TEN (10/19)... Made first career start in an overtime win at DAL (10/27), adding a solo tackle and the first fumble recovery and pass defended of his career... Started and contributed four tackles (three solo) including his first NFL sack at MIN (11/2)... Started and recorded a sack for a second consecutive game among his two tackles vs. TB (11/16)... Started and registered five tackles (four solo) and a forced fumble at SF (11/23)... Started and made three solo tackles at IND (11/30)... Started and added three tackles (two solo) including a split-sack with Jason Hatcher... Started and posted six tackles (four solo) at NYG (12/14)... Started and exited the game with an injury vs. PHI (12/20)... Made three assisted tackles at NE (11/8).

COLLEGE

Played at Stanford from 2009-13, starting 42 of the 44 career games in which he appeared... Finished career with 32.5 career sacks (third in Stanford history) and 52.5 career tackles for loss (fifth)... Was a consensus All-American as a redshirt senior in 2013, earning first-team honors from Walter Camp, AFCA, FWA, SI.com, ESPN.com, Phil Steele and The Sporting News, as well as second-team honors from the Associated Press, USA Today, Athlon Sports and CBSSports.com after leading the nation with 15.0 sacks. Team captain recorded 62 tackles (37 solo), two forced fumbles, six pass breakups and one blocked kick in addition to adding a 30-yard interception return for touchdown against Washington State... Was an All-Pac-12 performer at defensive end in 2012, starting all 14 games and leading the Cardinal with 10.0 sacks, the program's most since 2004. Notched his first career interception at Washington and returned it 40 yards for a touchdown... Started all 13 games and posted 40 tackles and 6.5 sacks in 2011... Limited by injury to two games in 2010 after not appearing in game action in 2009... Also participated in track and field in spring 2011, throwing a 158-5 in discus at the Payton Jordan Invitational.

PERSONAL

Attended Brophy College Preparatory in Phoenix, where he was the Arizona Republic All-State Defensive Player of the Year in 2008... Posted 59 tackles, 9.5 sacks, three fumble recoveries and two blocked field goals as a team captain his senior year... Helped team to runner-up Arizona Division 5A1 finish as a senior one year after winning a state title as a junior... Also lettered in basketball and track. Was a state champion in discus after throwing 193, a school record... Rated as the nation's 41st-best strong side defensive end and 19th-best recruit in Arizona by Rivals.com... Majored in science, technology and society and minored in political science... Full name: Trenton Allen Murphy... Son of Jerry and Laurie Murphy... Has five sisters and one brother. Older sister, Kayli, played basketball at Arizona State and played professionally in Germany. His younger brother, Connor, is committed to play football at USC... Born Dec. 22, 1990.

COMMUNITY

In 2016, attended the Kickoff to the Draft Party in partnership with the Washington Redskins Cheerleaders at The Gryphon D.C., visited children in the Ronald McDonald House Family Room and greeted them with games, crafts and a photo booth at Children's National Medical Center in Washington, D.C., celebrated schools that reached touch-down status in the Fuel Up to Play 60 Program by serving as a celebrity coach at Park View H.S. in Sterling, Va., and participated alongside guests at Ryan Kerrigan's Topgolf challenge to promote Kerrigan's Blitz for the Better Foundation... In 2015, met with and congratulated winners of the Redskins Read School Challenge, welcomed 1,100 children into the Redskins locker room at FedExField to meet Santa and take home toys for Christmas at Skins Santa Shoppe, played alongside fans at the inaugural Redskins Golf Classic and interacted with children during training camp at the Redskins All-Star Experience... Was active with the Washington Redskins Charitable Foundation as a rookie in 2014... Raised money for Redskins Read book drive to help promote literacy... Stressed the importance of staying on the right path on a panel at the Fairfax Juvenile Detention Center... Visited hematology patients at a Washington, D.C. Ronald McDonald House... Greeted fans before a cooking demonstration and Q&A about healthy eating habits at Fit Fest in Richmond... Welcomed Richmond children to training camp at the Bon Secours training camp facility in Richmond... Helped provide school supplies and clothes to hundreds of kids in Richmond for the Back to School Shopping Spree presented by Macy's... Taught children the importance of exercising for 60 minutes a day at Andrews Air Force Base for the Redskins Salute to Play 60 event... Coached women through football drills at Redskins Park on WOW Ladies Night Out... Welcomed and distributed toys for 1,100 children in the Redskins' locker room at FedExField at the team's annual Skins Santa Shoppe.

YEAR-BY-YEAR STATS

DEFENSE

Year	Team	G	GS	Tack	Solo	Sack	INT	PD
2014	Was	15	8	32	22	2.5	0	1
2015	Was	16	15	32	12	3.5	0	0
2016	Was	16	0	46	28	9.0	0	1
Career		47	23	110	62	15.0	0	2

*Tackle stats according to STATS, LLC

ADDITIONAL

FF-FR: 2-1 in 2014, 1-2 in 2015, 3-1 in 2016

POSTSEASON

Year	Team	G	GS	Tack	Solo	Sack	INT	PD
2015	Was	1	1	1	1	0	0	0
Career		1	1	1	1	0	0	0

CAREER HIGHS

SINGLE-GAME

Total Tackles:	6, twice, last vs. Dallas (9/18/16)
Solo Tackles:	4, twice, last at NY Giants (12/14/14)
Sacks:	2, vs. Dallas (9/18/16)
Forced Fumbles:	1, six times, last at Detroit (10/23/16)
Fumble Recoveries:	1, four times, last at PHI (12/11/16)

24

JOSH NORMAN

CB**6-0 // 200****6th NFL Season // Coastal Carolina****DOB: Dec. 15, 1987 // Greenwood (S.C.) H.S.**

HONOR ROLL

Pro Bowl selection (2015 season)
 First-team Associated Press All-Pro (2015)
 PFWA All-NFL and All-NFC Team (2015)
 2015 PFWA Co-Most Improved Player
 NFL Top 100 Players
 >> No. 11 after 2015, No. 59 after 2016

TRANSACTIONS

Originally selected by the Carolina Panthers in the fifth round (143rd overall) of the 2012 NFL Draft... Received franchise tag from Panthers on March 1, 2016... Became unrestricted free agent after rescission of the franchise tag by the Panthers on April 20, 2016... Signed with the Washington Redskins as an unrestricted free agent on April 22, 2016.

PRO

Joined the Redskins during the 2016 offseason... Enters 2017 having previously appeared in 69 regular season games with 54 starts from 2012-16... Recorded 245 tackles (188 solo), 55 passes defended, 10 interceptions (two returned for touchdowns), six forced fumbles and three fumbles recovered in his first five NFL seasons with Carolina (2012-15) and Washington (2016)... Also started all five previous career postseason contests in which he has appeared, including Super Bowl 50.

YEAR-BY-YEAR

2016 (REDSKINS)

Started all 16 games in his debut season in Washington, compiling 67 tackles (52 solo), 19 passes defended, three interceptions and two forced fumbles... Made Redskins debut vs. PIT (9/12), posting six tackles (three solo) and two passes defended... Posted five tackles, a forced fumble and a career-high-tying three passes defended vs. DAL (9/18)... Recorded six tackles (five solo) and two passes defended in a win at NYG (9/25)... Notched six tackles (four solo) and his first interception as a member of the Redskins in a win vs. CLE (10/2)... Recorded one solo tackle while fighting through a wrist injury in a win at BAL (10/9)... Added two tackles in a win vs. PHI (10/16)... Made one solo tackle prior to exiting with a concussion at DET (10/23)... Tallied six solo tackles and tied a career high with three passes defended in a tie against CIN (10/30) in London... Made three tackles (two solo) in a win vs. MIN (11/13)... Recorded three tackles and a forced fumble in a win vs. GB (11/20)... Contributed four solo tackles at DAL (11/24)... Posted five solo tackles and a pass defended at ARI (12/4)... Recorded two tackles (one solo) and broke up a pass on a two-point conversion attempt in a win at PHI (12/11)... Recorded seven tackles (five solo) and a pass defended vs. CAR (12/19)... Set a career high with four passes defended and tied his career best with two interceptions in a win at CHI (12/24). Also added five tackles (four solo). He and Bashaud Breeland combined to give the Redskins multiple players with multiple interceptions in a single game for the first time in records available dating back to 1960... Recorded five tackles (four solo) and a pass defended vs. NYG (1/1).

2015 (PANTHERS)

Started 16 games at cornerback, earning first-team AP and

PFWA All-Pro honors and sharing Co-Most Improved Player honors with Redskins QB Kirk Cousins... Established career highs with four interceptions, including two returned for touchdowns (tied for NFL lead), 16 passes defended, three forced fumbles and two fumble recoveries. Added 55 tackles... Key member of unit that finished in the top 10 in the NFL in total defense for the fourth consecutive year. Helped Carolina lead the NFL in interceptions (24), takeaways (39), points off turnovers (148) and turnover differential (+20) and opponent passer rating (73.5)... Named NFC Defensive Player of the Month for September, tying for the NFL lead with two interceptions and posting 15 tackles, three passes defended, one forced fumble and one fumble recovery as the Panthers finished the month 3-0. Became the first defensive back in team history to be named Defensive Player of the Month... Scored first career touchdown at JAX (9/13) when he intercepted a pass by Jaguars quarterback Blake Bortles and returned it 30 yards for the score. Also forced and recovered a fumble by Jaguars wide receiver Allen Hurns, becoming only player in the 25 seasons to have an interception return touchdown, forced fumble and fumble recovery on Kickoff Weekend... Intercepted a pass by Saints quarterback Luke McCown vs. NO (9/27) in the end zone with 1:09 left in the game to seal the victory... Earned first career NFC Defensive Player of the Week honor after intercepting Buccaneers quarterback Jameis Winston twice at TB (10/4). Returned first interception 46 yards for a touchdown and established a career high with three passes defended... Became the first player in franchise history to record four interceptions in first four games of a season and first NFL cornerback with two interception return touchdowns in the first four games of a season since Charles Woodson in 2008... Matched career high with three passes defended vs. IND (11/2)... Forced a fumble vs. WAS (11/22)... Forced a fumble by Giants wide receiver Odell Beckham, Jr. at NYG (12/20)... Recovered a fumbled snap by Falcons quarterback Matt Ryan at ATL (12/27)... Started at cornerback in NFC Divisional Playoff vs. SEA (1/17), NFC Championship vs. ARI (1/24) and Super Bowl 50 vs. DEN (2/7), recording 10 tackles, one sack and four passes defended in the postseason... Sacked Seahawks quarterback Russell Wilson for a 14-yard loss in NFC Divisional Round vs. SEA (1/10).

2014 (PANTHERS)

Played in 14 games with 10 starts and was inactive for two games for Carolina... Tied for second on the team with two interceptions and finished second with 11 passes defended... Posted 38 tackles and one forced fumble... Started vs. CHI (10/5) before being inactive with a concussion at CIN (10/12) and at GB (10/19)... Started the final nine games of the regular season... Thwarted Seahawks scoring threat with interception of quarterback Russell Wilson in the end zone vs. SEA (10/26)... Punched the ball away from Saints running back Mark Ingram at NO (12/7)... Intercepted a pass by Browns quarterback Brian Hoyer vs. CLE (12/21)... Started NFC Wild Card game vs. ARI (1/3) and NFC Divisional Playoff at SEA (1/10)... Recorded five tackles and one pass defended in the postseason... Part of defense that set an NFL record for the fewest yards allowed in a postseason game with 78 vs. ARI.

2013 (PANTHERS)

Played in seven games and was inactive for nine games... Recorded five tackles... Inactive for NFC Divisional game vs. SF (1/12).

2012 (PANTHERS)

Played in 16 games with starts in the first 12 as a rookie... Posted 74 tackles, one interception and a team-leading eight passes defended... Joined fellow rookies Luke Kuechly and Amini Silatolu as opening day starters at TB (9/9)... Compiled a single-game career-high 11 tackles vs. NO (9/16)... Notched first career interception, picking off Bears quarterback Jay Cutler at CHI (10/28). Leaped in front of Bears wide receiver Brandon Marshall to snag the ball at the Panthers' three-yard line.

COLLEGE

Played in 46 games with 39 starts at Coastal Carolina, earning a scholarship after his sophomore season after joining the program as a walk-on... Was a two-time All-American and three-time All-Big South Conference honoree... Finished career first in conference and school history with 48 passes defended and second with 13 interceptions. Also totaled 196 tackles and four forced fumbles and tied school record with four blocked kicks... As a senior in 2011, earned first-team All-American and first-team All-Big South Conference honors and became the first player from Coastal Carolina and only the second from the Big South Conference to play in the Senior Bowl. Played in 11 games with 10 starts, leading the team with 62 tackles and 14 passes defended and tying for first with two interceptions... Was a first-team All-Big South Conference choice in 2010, posting 56 tackles, one forced fumble, one interception and a team-high 10 passes defended in 12 games with 11 starts... As a sophomore in 2009, was a third-team All-American and first-team All-Big South Conference selection, setting conference and school records with eight interceptions in 11 starts. Paced the conference with 15 passes defended... Played in 12 games with seven starts as a freshman in 2008. Collected 35 tackles, two interceptions and nine passes defended.

PERSONAL

Attended Greenwood (S.C.) H.S., where he earned All-State honors on defense... Was also named All-Lakeland Region 4A team on offense... Selected to play in the North-South All-Star Game... Was a member of the basketball, baseball and track teams throughout high school... Majored in general studies... Son of Roy and Sandra Norman... Born Dec. 15, 1987.

COMMUNITY

Founded Starz 24, a non-profit committed to enriching the lives of the youth in Greenwood and other cities facing financial hardships and educational and community deficits... In his first year in Washington in 2016, greeted fans and posed for pictures at FedExField at the team's annual Draft Day Party, walked the runway alongside the Women of Washington to raise money for the WRCF at the second annual Redskins Runway Show, and distributed packaged food and turkeys to 2,500 families in need at the 14th annual Harvest Feast at FedExField.

YEAR-BY-YEAR STATS**DEFENSE**

Year	Team	G	GS	Tack	Solo	Sack	INT	PD
2012	Car	16	12	71	50	0	1	7
2013	Car	7	0	4	3	0	0	0
2014	Car	14	10	47	35	0	2	11
2015	Car	16	16	56	48	0	4	18
2016	Was	16	16	67	52	0	3	19
Career		69	54	245	188	0	10	55

*Tackle stats according to STATS, LLC

ADDITIONAL

FF-FR: 1-1 in 2014, 3-2 in 2015, 2-0 in 2016

INT TD: 2 in 2015

POSTSEASON

Year	Team	G	GS	Tack	Solo	Sack	INT	PD
2014	Car	2	2	6	4	0	0	0
2015	Car	3	3	9	6	1	0	4
Career		5	5	15	10	1	0	4

CAREER HIGHS**SINGLE-GAME**

Total Tackles:	11, vs. NY Giants (9/20/12)
Solo Tackles:	8, vs. NY Giants (9/20/12)
Interceptions:	2, twice, last at Chicago (12/24/16)
Passes Defended:	4, at Chicago (12/24/16)
Forced Fumbles:	1, six times, last vs. Green Bay (11/20/16)
Fumbles Recovered:	1, three times, last at Atlanta (12/27/15)

79



TY NSEKHE

T

6-8 // 338

3rd NFL Season // Texas State

DOB: Oct. 27, 1985 // Bowie H.S. (Arlington, Texas)

TRANSACTIONS

Originally entered the NFL with the Indianapolis Colts as a free agent on August 1, 2012... Waived by the Colts on September 1, 2012... Claimed off waivers by the St. Louis Rams on September 2, 2012... Waived by the Rams on September 27, 2012... Signed to the Rams' practice squad on September 30, 2012... Waived by the Rams on September 3, 2013... Signed with the New Orleans Saints on January 6, 2014... Waived by the Saints on September 9, 2014... Signed with the Washington Redskins on February 10, 2015... Waived by the Redskins on May 4, 2015... Signed with the Redskins on May 11, 2015... Re-signed with the Redskins on March 20, 2017.

PRO

Fought his way through multiple professional leagues to earn his shot in the NFL... Enters 2017 having previously appeared in 31 career games with six starts.

YEAR-BY-YEAR

2016 (REDSKINS)

Played in a career-high 14 games with four starts... Important spot starter on an offensive line that led the Redskins to team records in total net yards (6,545), net passing yards (4,758) and yards per play (6.40) while allowing only 23 sacks, fourth-fewest in the NFL... Contributed on special teams vs. PIT (9/12) and vs. DAL (9/18)... Played extensively at left tackle in a win at NYG (9/25) following a rash of injuries that forced Trent Williams to left guard... Contributed on offense and special teams in wins vs. CLE (10/2) and at BAL (10/9)... Had a key block as a sixth lineman on the Redskins' game-clinching 57-yard run vs. PHI (10/16)... Played on offense and special teams at DET (10/23)... Played on offense and special teams in a tie against CIN (10/30) in London... Started at left tackle in a win vs. MIN (11/13)... Started at left tackle in a win vs. GB (11/20), helping the Redskins post 515 total yards, the team's most in a non-overtime game since Week 11 of the 1991 season... Started at right tackle at DAL (11/24), holding the Cowboys without a sack and helping the offense to consecutive 500-yard performances for the first time in team history... Started at left tackle at ARI (12/4)... Played on offense and special teams in a win at PHI (12/11)... Contributed on offense and special teams vs. CAR (12/19) and in a win at CHI (12/24)... Played on offense and special teams vs. NYG (1/1).

2015 (REDSKINS)

Played in a career-high 13 regular season games with two starts and also made his postseason debut... Contributed as a reserve vs. MIA (9/13)... Active but did not play vs. STL (9/20)... Played on special teams at NYG (9/24)... Active but did not play vs. PHI (10/4) and at ATL (10/11)... Made first NFL start at NYJ (10/18), opening the game at left tackle in place of an injured Trent Williams... Played on offense and special teams in the largest comeback win (24 points) in team history vs. TB (10/25)... Contributed on special teams at NE (11/8)... Played on offense and special teams in a win vs. NO (11/15)... Played on offense and special teams at CAR (11/22), vs. NYG (11/29), vs. DAL (12/7)... Saw extended action following various injuries to Morgan Moses in wins at CHI (12/13) and vs. BUF (12/20)... Contributed on offense and special teams in a division-clinching win at PHI (12/26)... Started at

left tackle in place of Williams in regular season finale at DAL (1/3)... Contributed on special teams in NFC Wild Card Round vs. GB (1/10).

2014 (CFL/SAINTS)

Joined the Saints on Reserve/Future contract before eventually being waived after Week 1... Also spent part of the 2014 season on the practice roster of the CFL's Montreal Alouettes.

2013 (RAMS)

Spent the offseason with the team but was waived on Sept. 3.

2012 (AFL/COLTS/RAMS)

Signed with the San Antonio Talons of the AFL on April 26... Recorded one tackle and five receptions for 32 yards in 11 games with 10 for San Antonio... Entered the NFL as a free agent with the Colts on Aug. 1... Waived by Indianapolis on Sept. 1 but claimed a day later by St. Louis... Appeared in two games for St. Louis, making his NFL debut vs. WAS (9/16)... Waived by the Rams on Sept. 27 but signed to the team's practice squad on Sept. 30.

COLLEGE

Played at Texas State and Tarleton State during his collegiate career spanning 2003-06.

PERSONAL

Attended Bowie H.S. in Arlington, Texas, where he earned first-team all-area honors in 2002 and 2003... Last name pronounced "en-SECK-he"... Son of Diane Nsekhe... Born Oct. 27, 1985.

YEAR-BY-YEAR STATS

GAMES/STARTS

Year	Team	G	GS
2012	Stl	2	0
2015	Was	13	2
2016	Was	16	4
Career		31	6

POSTSEASON

Year	Team	G	GS
2015	Was	1	0
Career		1	0

60

VINSTON PAINTER

T**6-4 // 318****3rd NFL Season // Virginia Tech****DOB: Oct. 11, 1989 // Maury H.S. (Norfolk, Va.)**

TRANSACTIONS

Originally selected by the Denver Broncos in the sixth round (173rd overall) of the 2013 NFL Draft... Waived by the Broncos on August 31, 2013... Signed to the Broncos' practice squad on September 1, 2013... Signed to the Broncos' active roster on January 14, 2014... Waived by the Broncos on August 30, 2014... Signed to the Broncos' practice squad on August 31, 2014... Signed to the Cleveland Browns' active roster on September 2, 2014... Waived by the Cleveland Browns on September 5, 2015... Signed to the New York Giants' practice squad on September 16, 2015... Released from the Giants' practice squad on September 29, 2015... Signed to the Miami Dolphins' practice squad on October 6, 2015... Waived by the Miami Dolphins on August 27, 2016... Claimed off waivers by the Washington Redskins on August 29, 2016... Waived on September 3, 2016... Signed to the Redskins' practice squad on September 4, 2016... Signed to the Redskins' active roster from the practice squad on September 27, 2016... Re-signed with the Redskins on March 15, 2017.

PRO

Joined the Redskins via waiver claim right before the start of the 2016 season... Enters 2017 having previously appeared in eight career games.

YEAR-BY-YEAR

2016 [DOLPHINS/REDSKINS]

Played in five games for the Redskins... Spent the offseason with the Dolphins before being claimed by the Redskins off waivers in the final week of the preseason... Signed to active roster on Sept. 27... Inactive in Weeks 4-8... Made Redskins debut on offense and special teams in wins vs. MIN (11/13)... Played offensively and on special teams vs. GB (11/20), at DAL (11/24) and at ARI (12/4)... Contributed on special teams in a win at PHI (12/11)... Inactive vs. CAR (12/19), at CHI (12/24) and vs. NYG (1/1).

2015 [GIANTS/DOLPHINS]

Spent two weeks on the Giants' practice squad in September before joining the Dolphins' practice squad in October.

2014 [BRONCOS/BROWNS]

Played in three games in a reserve role for Cleveland... Made NFL debut vs. PIT (10/12)... Also appeared at JAX (10/19) and at BAL (12/28)... Spent training camp with Denver.

2013 [BRONCOS]

Spent the majority of the season on Denver's practice squad... Elevated to the active roster for the final two games, but did not play.

COLLEGE

Played collegiately at Virginia Tech from 2008-12, appearing in 32 career games with 13 starts... Started all 13 games as a senior in 2012. Earned honorable mention All-Atlantic Coast Conference by the league's coaches... Played in 11 contests as a junior in 2011... Played in four games as a sophomore in 2010... Played in three games at right guard during his redshirt freshman season in 2009... Practiced at defensive tackle during his redshirt season in 2008.

PERSONAL

Attended Maury H.S. in Norfolk, Va., where he was named first-team Group AAA all-state at offensive tackle by the Associated Press... Also received second-team all-district honors at defensive tackle... Earned first-team All-Tidewater and first-team All-Eastern District honors on the offensive line as both a junior and senior... Ranked the No. 14 offensive tackle in the country and the No. 5 player in the state of Virginia by Rivals.com... Graduated with a degree in apparel, housing and resource management (residential property management)... Son of Winston Williams and Inez Painter... Born Oct. 11, 1989.

YEAR-BY-YEAR STATS

GAMES/STARTS

Year	Team	G	GS
2014	Cle	3	0
2016	Was	5	0
Career		8	0

62

RONALD PATRICK

OL**6-1 // 310****1st NFL Season // South Carolina****DOB: Nov. 1, 1991 // Cocoa (Fla.) H.S.**

TRANSACTIONS

Originally entered the NFL with the Dallas Cowboys as a college free agent on May 12, 2014... Released by the Cowboys on August 30, 2014... Signed to the Cowboys practice squad on August 31, 2014... Released from the Cowboys' practice squad on September 30, 2014... Signed to the Pittsburgh Steelers' practice squad on December 17, 2014... Signed with the Carolina Panthers on May 11, 2015... Waived by the Panthers on June 17, 2015... Signed with the Cowboys on July 28, 2015... Waived by the Cowboys on September 5, 2015... Signed to the Cowboys' practice squad on September 16, 2015... Released from the Cowboys' practice squad on September 29, 2015... Signed to the Cleveland Browns' practice squad on October 3, 2015... Released from the Browns' practice squad on December 1, 2015... Signed to the Buffalo Bills' practice squad on December 9, 2015... Re-signed with the Bills on January 5, 2016... Waived by the Bills on May 2, 2016... Signed with the Tennessee Titans on July 29, 2016... Waived by the Titans on September 2, 2016... Signed to the Titans' practice squad on September 5, 2016... Released from the Titans' practice squad on September 13, 2016... Signed to the Washington Redskins' practice squad on September 21, 2016.

YEAR-BY-YEAR

2016 [BILLS/TITANS/REDSKINS]

Waived by the Bills in May... Signed with the Titans during training camp but was waived during final cuts... Spent a week on the Titans' practice squad... Signed to the Redskins' practice squad in Week 3.

2015 [PANTHERS/COWBOYS/BROWNS/BILLS]

Spent a month with the Panthers in the offseason... Joined the Cowboys early in training camp... Completed stints on the practice squads of the Cowboys, Browns and Bills during the season.

2014 [COWBOYS/STEELERS]

Waived by the Cowboys during final cuts... Spent a month on the Cowboys' practice squad early in the season... Signed to the Steelers' practice squad on Dec. 17.

COLLEGE

Played collegiately at South Carolina from 2010-13, appearing in 38 games with 25 starts... Was a second-year starter at right guard as a senior, starting all 12 games in which he played... Moved into the starting lineup for the first time in his career as a junior and started 13 games at right guard, joining senior center T.J. Johnson as the only two offensive linemen to start every game... As a sophomore, moved back to guard in the spring after spending the 2010 season as the backup center. Played in 10-of-13 games... Saw limited action as a reserve offensive lineman as a freshman, playing in three contests.

PERSONAL

Attended Cocoa (Fla.) H.S., where he was a three-year starter at guard... Helped his team to a 14-0 record and the 3A title as a senior and earned All-Space Coast first-team honors and was named first-team all-state by SunStateFootball.com... As a junior, helped his team to the 3A state title and a 14-1 season and was named to first-team All-Space Coast and was a third-team all-state selection... Rated as the nation's 48th-best offensive guard by Scout.com and as the nation's 136th-ranked offensive guard by ESPN.com... Was on the school's basketball squad that went 30-3 and claimed the 4A state title as a junior... Earned degree in criminal justice from South Carolina... Born Nov. 1, 1991.

84**NILES PAUL****TE****6-1 // 242****6th NFL Season // Nebraska****DOB: Aug. 9, 1989 // Omaha (Neb.) North H.S.****HONOR ROLL**

2016 Special Teams Captain
2016 Redskins Ed Block Courage Award

TRANSACTIONS

Originally selected by the Washington Redskins in the fifth round (155th overall) of the 2011 NFL Draft... Re-signed with the Redskins on March 6, 2015.

PRO

Former wide receiver who made the transition to tight end in 2012 and has been one of the team's special teams standouts in his time in Washington... Handled kick return duties down the stretch run of Washington's 2012 NFC East championship season... Enters 2017 having previously appeared in 68 games with 18 starts... Recorded 55 career receptions for 762 yards (13.9 avg.) and two touchdowns through the conclusion of the 2016 season.

YEAR-BY-YEAR**2016 (REDSKINS)**

Voted as the team's Special Teams Captain prior to the season... Appeared in eight games with one start, catching two passes for 27 yards on the year... Contributed on offense and special teams vs. PIT (9/12)... Recorded a 16-yard catch vs. DAL (9/18), his first reception since Week 17 of 2014... Played on offense and special teams in wins at NYG (9/25), vs. CLE (10/2), at BAL (10/9) and vs. PHI (10/16)... Caught an 11-yard pass at DET (10/23)... Contributed on offense and special teams in a tie against CIN (10/30) in London... Placed on Reserve/Injured list with a labrum injury on Nov. 8.

2015 (REDSKINS)

Suffered a severe ankle injury in the preseason opener and spent the season on the team's Reserve/Injured list.

2014 (REDSKINS)

Started seven of the 16 games in which he played, setting career highs in receptions (39) and receiving yards (507), smashing his previous highs of eight receptions and 152 receiving yards set in 2012... Registered career highs at HOU (9/7) with four receptions for 86 yards and a career-long 48-yard reception... Caught a two-yard touchdown pass in the midst of recording career highs in receptions (eight) and receiving yards (99) vs. JAX (9/14)... Caught six passes for 68 yards (11.3 avg.) at PHI (9/21)... Recorded three receptions for 60 yards before exiting the game with an injury vs. NYG (9/25). Became the first Redskins tight end to record at least 60 receiving yards in four consecutive games since Chris Cooley in Weeks 11-14 of the 2007 season... Started and caught one pass for six yards vs. SEA (10/6)... Started and caught one pass for seven yards at ARI (10/12)... Caught a career-long 50-yard reception among his two catches for 58 yards and also added a fumble recovery on special teams vs. TEN (10/19)... Started in an overtime win at DAL (10/27) and gained 27 yards on three receptions (9.0 avg.)... Caught two passes for 18 yards at MIN (11/2)... Gained 17 yards on three receptions in a start vs. TB (11/16)... Caught one pass for 11 yards at SF (11/23)... Gained seven yards on one reception at IND (11/30)... Started and caught one pass for seven yards vs. STL (12/7)... Started and caught a 17-yard pass at

NYG (12/14)... Played on offense and special teams vs. PHI (12/20)... Caught two passes for 19 yards vs. DAL (12/28).

2013 (REDSKINS)

Played in 15 games, making four starts... Caught four passes for 51 yards (12.8 avg.) and contributed significantly on special teams... Saw action in a reserve role and on special teams vs. PHI (9/9), at GB (9/15) and vs. DET (9/22)... Caught two passes for 20 yards (10.0 avg.) at OAK (9/29)... Had a nine-yard kick return at DAL (10/13)... Contributed on offense and special teams vs. CHI (10/20) and at DEN (10/27)... Started in a three-tight-end set vs. SD (11/3), catching one pass for six yards and adding a 24-yard kickoff return... Returned three kickoffs for 74 yards (24.7 avg.) at MIN (11/7)... Returned one kickoff for 23 yards at PHI (11/17)... Returned six kickoffs for 102 yards (17.0 avg.), both career highs, vs. SF (11/25)... Inactive with an illness vs. NYG (12/1)... Started at fullback and caught one pass for 25 yards vs. KC (12/8). Also returned eight kickoffs for 179 yards (22.4 avg.) including a season-long 39-yard return... Saw action at ATL (12/15), vs. DAL (12/22) and at NYG (12/29).

2012 (REDSKINS)

Played in 16 regular season games with four starts, posting career highs in receptions (eight), receiving yards (152) and receiving touchdowns (one)... Saw action on special teams and at tight end in a season-opening win at NO (9/9)... Started at tight end — his first career start at that position — and had three receptions for 13 yards (4.3 avg.)... Saw action at tight end and on special teams vs. CIN (9/23)... Played at tight end and on special teams, catching one pass for 30 yards on a flea flicker at TB (9/30)... Started at tight end and played special teams vs. ATL (10/7)... Played tight end and special teams and had a highlight-reel hit on punt returner Marcus Sherels vs. MIN (10/14)... Saw action at tight end at NYG (10/21) and had his first career rushing attempt for -1 yard... Saw action as a reserve at PIT (10/28), catching one pass for a career-long 37 yards... Had one catch for 22 yards vs. CAR (11/4)... Started at tight end and played on special teams in a win vs. PHI (11/18)... Had one catch in a Thanksgiving Day win at DAL (11/22), hauling in a 29-yard pass from Robert Griffin III for the first touchdown of his career... Started and had one reception for no gain in a win vs. NYG on Monday Night Football (12/3). Also returned a kickoff 39 yards in the second quarter, a career long... Had two kick returns for 37 yards (18.5) in a win vs. BAL (12/9)... Saw action at tight end and on special teams in a win at CLE (12/16)... Had one catch for 21 yards and three kick returns for 56 yards (18.7 avg.) in a win at PHI (12/23)... Had three kick returns for 98 yards (30.7 avg.) with a long of 48 in a division-clinching win vs. DAL (12/30). The 48-yard return was the longest by an NFL player listed as a tight end since 1981 (56, Chicago's Emery Moorehead)... Had five kickoff returns for 97 yards (19.4 avg.) in NFC Wild Card Round vs. SEA (1/6).

2011 (REDSKINS)

Saw action on special teams in his first career game and fielded one punt for zero yards vs. NYG (9/11)... Saw action on special teams vs. ARI (9/18) and recorded one tackle... Saw action on special teams at DAL (9/26)... Saw action at wide receiver and on special teams (10/2) and recorded three special teams tackles (two solo)... Saw action on special teams vs. PHI (10/16)... Started at wide receiver at CAR (10/23) and caught two passes for 25 yards (12.5 avg.)... Saw action at wide receiver and on special teams at BUF (10/30)... Saw action at wide receiver and on special teams

vs. SF (11/6) and had one kick return for 15 yards... Was inactive at MIA (11/13), vs. DAL (11/20) and at SEA (11/27) with an injury... Saw action at wide receiver and on special teams vs. NYJ (12/4)... Saw action at wide receiver and on special teams vs. NE (12/11)... Saw action at wide receiver and on special teams at NYG (12/18). Had the first rushing attempt of his career, gaining seven yards... Started at wide receiver vs. MIN (12/24) and was held without a catch... Saw action at wide receiver and on special teams at PHI (1/1/12).

COLLEGE

In four seasons at Nebraska, played in 46 games, with 29 starts and totaled 103 receptions for 1,532 yards (14.9 avg.) and five touchdowns... Ranked sixth in school history in receptions (103) and fifth in receiving yards (1,532)... Also had 77 kickoff returns for 1,887 yards (24.5 avg.) and two touchdowns and 60 punt returns for 647 yards (10.8 avg.) and one touchdown... Ranked fifth in school history with 4,122 all-purpose yards... As a senior, earned All-Big 12 Conference second team by the league's coaches. Started 12 games a wide receiver and finished second on the team with 39 receptions for 516 yards (13.2 avg.) and one touchdown... Gained 160 yards on 14 punt returns (11.4 avg.) and 464 kickoff return yards and one touchdown on 19 attempts (24.4 avg.)... His 100-yard kickoff return for a touchdown vs. Oklahoma State tied for the second-longest run back in school history... As a junior, earned second-team All-Big 12 accolades from the Kansas City Star, Fort Worth Star-Telegram, San Antonio News-Express and Dallas Morning News... Totaled 40 receptions for 796 yards (19.9 avg.), which was the fifth-best yardage total in school history... Returned 28 punts for 407 yards (10.7 avg.) and one touchdown... Also returned 16 kickoffs for 446 yards (27.9 avg.)... Totaled 1,697 all-purpose yards, the eighth-best season total in school history... Played in all 13 games, with four starts as a sophomore... Finished with 23 receptions for 214 yards (9.3 avg.)... Registered 969 kickoff return yards, which ranked third in school history and 10th in conference history... Played in seven games as a freshman, catching one pass for six yards. Also had an eight-yard kickoff return.

PERSONAL

Attended Omaha North (Neb.) H.S.... As a senior, caught 46 passes for 814 yards and 13 touchdowns, while also averaging more than 18 yards per punt return... Named a first-team All-Nebraska and first-team All-Metro selection by the Omaha World-Herald and a first-team Super-State pick by the Lincoln Journal Star... One of 58 players selected as a Parade All-American... As a junior, earned All-State honors from the Lincoln Journal Star and All-Metro accolades from the World-Herald... Rated as one of the top 20 receiving prospects in the nation by both Rivals.com and Scout.com... Led the West team in receiving in the U.S. Army All-American Game in San Antonio... In track, won the 110-meter dash as a senior... Led the Vikings to the Class A state track title in 2006 by winning four gold medals... Captured the Class A titles in the 110- and 300-meter hurdles and was part of all-class gold medal teams in the 4x100 and 4x400-meter relays... Majored in communication studies and sociology, earning second-team Academic All-Big 12 in 2008 and was also on the Big 12 Commissioner's Spring Academic Honor Roll... Is the nephew of former Green Bay Packers running back Ahman Green... Cousin is former Vikings CB Shaun Prater.

COMMUNITY

Has annually been one of the Washington Redskins Charitable Foundation's most active contributors since arriving in Washington in 2011... Was frequently contributing in the community in 2015 despite missing the season with a severe ankle injury. During the year, he visited an elementary school in Beltsville, Md., to promote reading among fourth and fifth grade students, attended the Draft Day Party, assembled care packages for domestic violence victims at the Fear 2 Freedom event at Redskins Park, interacted with children during training camp at the Redskins All-Star Experience, visited Redskins Read Challenge winners from Roscoe R. Nix elementary school, interacted with nearly 400 children who competed in drills and activities at the Play 60 Military Challenge at Fort Belvoir, Va., spoke with active duty members and veterans of the military during Military Day at FedExField, was an honorary team captain in a local breast cancer awareness high school game, played in a flag football tournament with 50 Special Olympics participants, and spoke to area youth about making positive choices at 4th & Life... In 2014, participated in Fuel Up to Play 60 Mini-Combines, a KaBOOM! playground build, Recess with the Redskins, the Power Up to Read Celebration at Oaklands Elementary School in Laurel, Md., Movies with Morris, Redskins Burgundy & Gold Game to benefit Global Down Syndrome Foundation, Robert Griffin III's Friday Night Lights camp, Fit Fest in Richmond, Ryan Kerrigan's Blitz for the Better Ruth's Chris celebrity waiter night, Back to School Shopping Spree. Redskins Salute to Play 60 event at Joint Base Andrews, All-Star Survivors Celebration, Get the Ball Rolling Flag Football Experience, Friday Night Lights Breast Cancer Awareness game at Langley (Va.) High School, USO Turkeys for Troops, Leckie (D.C.) Elementary School library renovation, Covered for the Holidays, WDW Ladies Night Out and Skins Santa Shoppe... In 2013, participated in the Fuel Up To Play 60 Football Clinic and volunteered in the Macy's Back to School Shopping Spree... In 2012, joined fans at the annual Draft Day Party at FedExField as well as the team's 80th Anniversary Thank You Tour... Coached students at the WRFC and Coca-Cola "Play 60 Flag Football Clinic" as part of the Live Positively; Get the Ball Rolling initiative... Dressed up in costume and visited with children at the WRFC "Pediatric Halloween Party"... Joined WRFC and local Marines to distribute more than 1,000 "Touchdown for Tots" toys to under-served area youth at the annual "Skins Santa Shoppe"... In 2011, helped distribute 3,500 whole turkeys and Thanksgiving food baskets at FedExField to Prince George's County residents in need during the team's annual Harvest Feast... Helped the Washington Redskins Charitable Foundation collect new children's books for distribution to underprivileged children in the Washington, D.C. area.

YEAR-BY-YEAR STATS

RECEIVING

Year	Team	GP	GS	Rec	Yds	Avg	Lg	TD
2011	Was	13	2	2	25	12.5	14	0
2012	Was	16	4	8	152	19	37	1
2013	Was	15	4	4	51	12.8	25	0
2014	Was	16	7	39	507	13	50	1
2015	Was			Reserve/Injured				
2016	Was	8	1	2	27	13.5	16	0
Career		68	18	55	762	13.9	50	2

RUSHING

Year	Team	GP	GS	Att	Yds	Avg	Lg	TD
2011	Was	13	2	1	7	7	7	0
2012	Was	16	4	1	-1	-1	-1	0
2013	Was	15	4	0	0	0	0	0
2014	Was	16	7	0	0	0	0	0
2015	Was			Reserve/Injured				
2016	Was	8	1	0	0	0	0	0
Career		68	18	2	6	3	7	0

KICK RETURN

Year	Team	KR	Yds	Avg	Lg	TD	
2011	Was	1	15	15.0	15	0	
2012	Was	13	283	21.8	48	0	
2013	Was	20	411	20.6	39	0	
2014	Was	2	36	18.0	20	0	
2015	Was		Reserve/Injured				
2016	Was	1	14	14.0	14	0	
Career		37	759	20.5	48	0	

ADDITIONAL

Punt Returns: 1 for 0 yds. in 2011

Fumbles-Lost: 1-0 in 2012, 1-1 in 2014

FF-FR: 0-1 in 2014

POSTSEASON

Year	Team	GP	GS	Rec	Yds	Avg	Lg	TD
2012	Was	1	0	0	0	-	-	0
Career		1	0	0	0	-	-	0

CAREER HIGHS

SINGLE-GAME

Receptions:	8, vs. Jacksonville (9/14/14)
Receiving Yards:	99, vs. Jacksonville (9/14/14)
Long (Receiving):	48, at Houston (9/7/14)
Receiving TD:	1, twice, last vs. Jacksonville (9/14/14)
Carries:	1, at NY Giants (10/21/12)
Rushing Yards:	-1, at NY Giants (10/21/12)
Kick Returns:	6, vs. San Francisco (11/25/13)
Kick Return Yards:	102, vs. San Francisco (11/25/13)
Long (Kick Return):	48, vs. Dallas (12/30/12)

DASHAUN PHILLIPS

35



CB

5-11 // 186

3rd NFL Season // Tarleton State

DOB: Jan. 3, 1991 // Duncanville (Texas) H.S.

TRANSACTIONS

Originally entered the NFL with the Dallas Cowboys as a college free agent on May 12, 2014... Waived by the Cowboys on August 28, 2014... Signed to the New York Jets' practice squad on October 7, 2014... Waived by the Jets on September 5, 2015... Signed to the Washington Redskins' practice squad on September 15, 2015... Signed to the Redskins' active roster on November 27, 2015... Waived by the Redskins on November 12, 2016... Signed to the Redskins' practice squad on November 15, 2016... Signed to the Redskins' active roster on December 2, 2016... Waived by the Redskins on December 5, 2016... Signed to the Redskins' practice squad on December 7, 2016... Signed to the Redskins' active roster on December 22, 2016.

PRO

Nickel back and special teamer who joined the Redskins during the 2015 season... Enters 2017 having previously appeared in 11 career games with two starts, recording eight defensive tackles (six solo) and a fumble recovery through the conclusion of the 2016 season.

YEAR-BY-YEAR

2016 (REDSKINS)

Played in five games with two starts in the nickel role. Compiled seven tackles (five solo) and a fumble recovery... Recorded two tackles (one solo) in a start at nickel corner vs. PIT (9/12)... Posted a career-high four tackles (three solo) and registered his first career fumble recovery vs. DAL (9/18)... Contributed on defense and special teams in a win at NYG (9/25)... Inactive in Weeks 4-8... Waived in Week 10 but signed to the practice squad the following week... Promoted to active roster in Week 13... Inactive at ARI (12/4)... Spent Weeks 14-15 on the practice squad... Made a solo tackle in a win at CHI (12/24)... Contributed on special teams vs. NYG (1/1).

2015 (JETS/REDSKINS)

Appeared in six regular season games and one postseason game, all with Washington... Spent the offseason with the Jets before being waived on Sept. 5... Signed to the Redskins' practice squad in Week 2... Signed to the Redskins' active roster in Week 12 and made his NFL debut on special teams in a win vs. NYG (11/29)... Made a special teams tackle vs. DAL (12/7)... Contributed on special teams at CHI (12/13), vs. BUF (12/20) and at PHI (12/26)... Made a solo tackle at DAL (1/3) prior to exiting the game with a neck injury... Played on special teams in NFC Wild Card Round vs. GB (1/10).

2014 (COWBOYS/JETS)

Joined the Cowboys as a college free agent... Waived Aug. 28... Signed to the Jets' practice squad in October.

COLLEGE

Played collegiately at Division II Tarleton State from 2010-13, compiling 175 career tackles (110 solo), 12 interceptions (including one returned for touchdown) and three forced fumbles... Earned First-Team All-Lone Star Conference honors as a senior, posting 50 tackles and seven pass breakups... Was a Don Hansen First Team All-Super Region Four selection... Recorded 32 tackles and an interception as a junior in 2012... Led the conference and team with seven interceptions and 15 passes defended during his redshirt sophomore season in 2011... Registered three interceptions, including one he returned for a touchdown, as a redshirt freshman in 2010.

PERSONAL

Attended Duncanville (Texas) H.S., where he was named the school's Most Valuable Player as a defensive back... Led team in interceptions as a junior with six... Named academic all-district... Named first team all-district as a junior and senior... Tabbed as Defensive Back of the Year in District 8-5A in 2008... Member of District Championship team in 2008... Lettered three years in both football and track... Named team captain as a senior... Son of Cassandra Phillips... Has four siblings, Zion, Asia, Tara, and Jack... Majored in kinesiology... Born Jan. 3, 1991.

YEAR-BY-YEAR STATS

DEFENSE

Year	Team	G	GS	Tack	Solo	Sack	INT	PD
2015	Was	6	0	1	1	0	0	0
2016	Was	5	2	7	5	0	0	0
Career		11	2	8	6	0	0	0

*Tackle stats according to STATS, LLC

ADDITIONAL

FF-FR: 0-1 in 2016

POSTSEASON

Year	Team	G	GS	Tack	Solo	Sack	INT	PD
2015	Was	1	0	0	0	0	0	0
Career		1	0	0	0	0	0	0

11



TERRELLE PRYOR SR.

WR

6-4 // 228

5th NFL Season // Ohio State

DOB: June 20, 1989 // Jeannette (Pa.) H.S.

TRANSACTIONS

Originally selected by the Oakland Raiders in the third round of the 2011 Supplemental Draft... Traded to the Seattle Seahawks on April 21, 2014... Waived by the Seahawks on August 30, 2014... Signed with the Kansas City Chiefs on January 8, 2015... Waived by the Chiefs on May 5, 2015... Signed with the Cincinnati Bengals on May 10, 2015... Waived by the Bengals on June 18, 2015... Claimed off waivers by the Cleveland Browns on June 22, 2015... Waived by the Browns on September 10, 2015... Signed with the Browns on December 2, 2015... Signed with the Washington Redskins as an unrestricted free agent on March 10, 2017.

PRO

Joined the Redskins in unrestricted free agency in 2017 after having previously appeared in 34 career games with 27 starts, boasting a versatile stat line that included 79 career receptions for 1,071 yards with four receiving touchdowns, 102 career rushing attempts for 647 yards with four rushing touchdowns, and 175 completions on 311 pass attempts for 1,994 yards with nine passing touchdowns through the 2016 season.

YEAR-BY-YEAR

2016 (BROWNS)

Led Browns in receiving with 77 catches, 1,007 yards (13.1 avg.) and four receiving touchdowns... His 77 receptions ranked fourth among wide receivers in Browns history... Also rushed for 21 yards on eight attempts and completed 5-of-9 passes for 41 yards... Started at receiver for first time in his career at PHI (9/11), registering then-career bests with three receptions for 68 yards, including a then-career-long 44-yard reception... Recorded three catches for 32 yards vs. BAL (9/18)... Posted first 100-yard game with 144 yards on career-best eight catches at MIA (9/25), also rushing four times for 21 yards with one touchdown and passing for 35 yards on three-of-five passing. Also played defense on final play of first half. Became first NFL player with at least 120 receiving yards, 30 passing yards and 20 rushing yards in game since Pro Football Hall of Famer Frank Gifford in 1959. Also became first NFL player with three receptions, carries and pass attempts since Billy Kilmer in 1964... Collected five catches for 46 yards and his first career receiving touchdown at WAS (10/2), hauling in a nine-yard touchdown pass from Cody Kessler... Caught five passes for 48 yards vs. NE (10/9). Rushed twice for three yards and completed one pass for five yards... Starting at WR, set career highs in receptions (nine) and receiving touchdowns (two) with 75 receiving yards at TEN (10/16). Also rushed once for three yards and completed a one-yard pass... Totaled 101 yards on six catches vs. NYJ (10/30), his second career 100-yard game. Reached 100-yard mark in first half and also snagged a two-point conversion in fourth quarter... Led team with five catches for 47 yards with one touchdown vs. DAL (11/6)... Collected five catches for 48 yards at BAL (11/10)... Made five catches for 97 yards vs. PIT (11/20)... Registered six catches for 131 yards vs. NYG (11/27), his third career 100-yard game. Had career-long 54-yard catch... Collected three receptions for 36 yards in win vs. SD (12/24)... Totaled seven catches for 94 yards, including 43-yard long, at PIT (1/1).

2015 (CHIEFS/BENGALS/BROWNS)

Spent parts of the offseason program with Kansas City and Cincinnati before joining the Browns in late June... Waived on Sept. 10 but returned to the team in early December... Played in three games, starting two at wide receiver... Made one catch for 42 yards and rushed once for loss of one yard.

2014 (SEAHAWKS)

Traded to Seattle in April... Spent training camp with Seattle prior to being released during final cuts.

2013 (RAIDERS)

Started nine of the 11 games in which he played... Completed 156-of-272 passes (57.4 percent) for 1,798 yards with seven touchdowns and 11 interceptions for a 69.1 rating... Posted a 3-6 record as a starting quarterback... Inactive in two games and did not play in three contests... Won first NFL game as starting quarterback at JAX (9/15), passing for 126 yards with no interceptions and rushing for 50 yards on nine attempts... Completed 18 of 23 passes for 221 yards with two TDs and zero interceptions for career-best 135.7 passer rating in a win vs. SD (10/6)... On first play from scrimmage vs. PIT (10/27), ran for career-long 93-yard TD, the longest rush by a quarterback in NFL history.

2012 (RAIDERS)

Played in three games, with one start. Was inactive for first 11 games and dressed but did not play in two contests... In 69 total offensive plays, completed 14-of-30 passes for 155 yards with two touchdowns and one interception, a 70.8 passer rating. Also ran for 51 yards on 10 carries (5.1 avg.) with one touchdown and caught one pass for 22 yards... Made his first NFL start at SD (12/30) in place of an injured Carson Palmer. Threw first career touchdown pass on a nine-yard connection with Darrius Heyward-Bey.

2011 (RAIDERS)

Played one snap as a rookie... Inactive for four games... Did not play in five games.

COLLEGE

Played quarterback collegiately at Ohio State, leading the Buckeyes to a 31-4 record as a starter... Totaled 57 career touchdown passes, tying Bobby Hoving for most all-time at Ohio State... Accounted for 76 career touchdowns (57 passing, 17 rushing, two receiving)... Completed 477 of 783 passes (60.9 percent) for 6,177 yards. Rushed for 2,164 yards on 436 carries (5.0 avg.)... As a junior in his final campaign in 2010, completed 65 percent of his passes for 2,772 yards and 27 touchdowns. Ranked 10th nationally in pass efficiency (157.9 rating)... Finished as Ohio State's all-time rushing leader among quarterbacks with 2,164 yards... Was an honorable-mention All-Big Ten selection as a sophomore after completing 167-of-295 passes for 2,094 yards and 18 touchdowns. Was also Ohio State's leading rusher with 779 yards... Named Rose Bowl MVP and was a Big Ten all-academic selection... Went 8-1 as starting quarterback as a true freshman, earning Big Ten Freshman of the Year after completing 100-of-165 passes for 1,311 yards and 12 passing touchdowns. Also rushed for 631 yards and six touchdowns... Became only the second true freshman to start at quarterback for the Buckeyes in school history.

PERSONAL

Attended Jeannette (Pa.) H.S., leading the team to 16-0 record and the PIAA and WPIAL titles... Named USA Today and Parade Player of Year... Had 4,238 career rushing yards and 4,340 passing yards, the first 4,000-4,000 year ever in Pennsylvania... Posted 1,899 rushing and 1,889 passing yards as a senior, accounting for 58 touchdowns... Received the MVP award for the U.S. Army All-American Bowl... Won consecutive Pittsburgh Post-Gazette and Pittsburgh Tribune-Review Player of the Year Awards as a junior and senior... Also helped the basketball team to WPIAL and PIAA titles... Full name: Terrelle Stephen Pryor... Has a son, Terrelle II, and is the cousin of former MLB player Ken Griffey Jr. and former NFL quarterback Charlie Batch... Born July 20, 1989.

YEAR-BY-YEAR STATS

RECEIVING

Year	Team	GP	GS	Rec	Yds	Avg	Lg	TD
2011	Oak	1	0	0	0	0	0	0
2012	Oak	3	1	1	22	22	22	0
2013	Oak	11	9	0	0	0	0	0
2015	Cle	3	2	1	42	42	42	0
2016	Cle	16	15	77	1007	13.1	54	4
Career		34	27	79	1071	13.6	54	4

RUSHING

Year	Team	GP	GS	Att	Yds	Avg	Lg	TD
2011	Oak	1	0	0	0	0	0	0
2012	Oak	3	1	10	51	5.1	9	1
2013	Oak	11	9	83	576	6.9	93t	2
2015	Cle	3	2	1	-1	-1	-1	0
2016	Cle	16	15	8	21	2.6	15	1
Career		34	27	102	647	6.3	93t	4

ADDITIONAL

Fumbles-Last: 7-2 in 2013, 1-0 in 2016

CAREER HIGHS

SINGLE-GAME RECEIVING

Receptions: 9, at Tennessee [9/16/16]
Receiving Yards: 144, at Miami [9/25/16]
Long (Receiving): 54, vs. NY Giants [11/27/16]
Receiving TD: 2, at Tennessee [9/16/16]

SINGLE-GAME RUSHING

Carries: 13, at Indianapolis [9/8/13]
Rushing Yards: 112, at Indianapolis [9/8/13]
Long (Rushing): 93t, vs. Pittsburgh [10/27/13]
Rushing TD: 1, four times, last at Miami [9/25/16]

SINGLE-GAME PASSING

Pass Attempts: 41, vs. Philadelphia [11/3/13]
Pass Completions: 22, vs. Philadelphia [11/3/13]
Yards Passing: 288, vs. Philadelphia [11/3/13]
Long (Passing): 73t, at Denver [9/23/13]
Passing TD: 2, three times, vs. Denver [12/29/13]
Passer Rating: 135.7, vs. San Diego [10/6/13]

YEAR-BY-YEAR STATS (PASSING)

PASSING

Year	Team	Att	Comp	Pct	Yds	Yd/A	TD	Int	Lg	Rate
2012	Oak	30	14	46.7	155	5.2	2	1	38	70.8
2013	Oak	272	156	57.4	1798	6.6	7	11	73t	69.1
2016	Cle	9	5	55.6	41	4.6	0	0	26	67.4
Career		311	175	56.3	1994	6.4	9	12	73t	69.3

ADDITIONAL

Record as Starter: 3-7 (.300)

83

BRIAN QUICK

WR**6-3 // 218****6th NFL Season // Appalachian State****DOB: June 5, 1989 // Ridge View H.S. (Columbia, S.C.)**

TRANSACTIONS

Originally selected by the St. Louis Rams in the second round (33rd overall) of the 2012 NFL Draft... Re-signed with the Rams on March 10, 2016... Signed with the Washington Redskins as an unrestricted free agent on March 24, 2017.

PRO

Joined the Redskins in the 2017 offseason after having previously appeared in 67 career regular season games with 23 starts with the Rams from 2012-16, compiling 105 receptions for 1,499 yards with 10 receiving touchdowns in that span.

YEAR-BY-YEAR

2016 (RAMS)

Appeared in all 16 games, recording career highs in starts (eight), receptions (41) and receiving yards (564) while matching his career high in receiving touchdowns (three)... Caught his first touchdown of the season on a 44-yard pass from Case Keenum in a win at TB (9/25)... Posted his second career multi-touchdown game a week later at ARI (10/2), hauling in a 65-yard score in the first quarter and the eventual game-winning four-yard score in the final three minutes... Caught a season-high five passes for 61 yards at DET (10/16)... Recorded a season-best 92 yards on four receptions vs. NYG (10/23)... Matched season high with five receptions at NE (12/4), gaining 48 yards.

2015 (RAMS)

Played in 13 games, making two starts. Posted 10 receptions for 102 yards on the year... Hauled in a 37-yard pass vs. CHI (11/15).

2014 (RAMS)

Started all seven games in which he played before being placed on the Reserve/Injured list on Oct. 29... Made 25 catches for 375 yards... Caught a team-leading and career-high seven passes for 99 yards vs. MIN (9/7)... Led team in receptions and receiving yards for the second consecutive game at TB (9/14), tallying a career-high-tying seven receptions for 74 yards... Notched his first touchdown of the season on a 51-yard reception vs. DAL (9/21)... Connected with Austin Davis on an eight-yard touchdown reception at PHI (10/5). Added a five-yard touchdown reception later in the game for the first multi-touchdown game of his career. Finished the game with a team-leading five receptions for 87 yards... Caught one pass for 10 yards at KC (10/26) before leaving the game with an arm injury.

2013 (RAMS)

Played in 16 games with four starts, catching 18 passes for 302 yards, including a long of 73 yards and two touchdowns... Hauled in his first touchdown of the season, a four yard reception, at HOU (10/13)... Caught two passes for a then-career-high 97 yards at CAR (10/20), including a long of 73, the team's longest play from scrimmage that season... Caught three passes for 41 yards at SF (12/1) including a three-yard touchdown pass.

2012 (RAMS)

Caught 11 passes for 156 yards and two touchdowns... Played in his first career game at DET (9/9)... Caught first NFL reception vs. SEA (9/3), a 19-yard gain from Sam Brad-

ford... Hauled in two receptions for 31 yards vs. GB (10/21), including a season-long 22-yard reception... Caught a then-career-long 39-yard reception vs. NE (10/28)... Earned his first NFL start at SF (11/11), hauling in a 36-yard touchdown pass from Bradford on the first drive of the game... Hauled in two receptions for 12 yards, including a four-yard touchdown catch, vs. MIN (12/16).

COLLEGE

Started 36 of the 54 games in which he appeared at Appalachian State... Caught 202 passes for 3,418 yards and 31 touchdowns... Holds the school career records in receptions (202), receiving yards (3,418) and touchdown receptions (31)... Joined Andre Roberts of The Citadel (37; 2006-09) and Terrell Hudgins of Elon (52; 2006-09) as the only conference players to record at least 30 touchdown catches in a career... His receptions total ranked fifth on the Southern Conference's all-time record chart... Joined Rick Beasley (3,124; 1978-80) as the only players in school history to gain over 3,000 yards receiving for a career.

PERSONAL

Attended Ridge View H.S. in Columbia, S.C., lettering in basketball before lettering in football as a senior... Made the most of his first year of organized football since Little League, posting 885 receiving yards and 11 touchdowns as a senior... Participated in the prestigious Shrine Bowl of the Carolinas after earning all-state, all-region and all-area selections in addition to being named the team's offensive MVP... Participated in many community events with the Rams, including the Taste of the NFL, Autism Speaks Family Fun Night, and the All-Community Team Ticket program - Quick's Pack... Majored in health promotion... Son of Shirley Quick and Jimmy Duncan... Full name: Brian Rumeal Quick... Born June 5, 1989.

YEAR-BY-YEAR STATS

RECEIVING

Year	Team	GP	GS	Rec	Yds	Avg	Lg	TD
2012	StL	15	1	11	156	14.2	39	2
2013	StL	16	5	18	302	16.8	73	2
2014	StL	7	7	25	375	15	51t	3
2015	StL	13	2	10	102	10.2	37	0
2016	LA	16	8	41	564	13.8	65t	3
Career		67	23	105	1499	14.3	73	10


CAREER HIGHS

SINGLE-GAME

Receptions:	7, twice, last at Tampa Bay (9/14/14)
Receiving Yards:	99, vs. Minnesota (9/7/14)
Long (Receiving):	73, at Carolina (10/20/13)
Receiving TD:	2, twice, last at Arizona (10/2/16)

JORDAN REED

86



TE

6-2 // 246

5th NFL Season // Florida

DOB: July 3, 1990 // **New London H.S. (New London, Conn.)**

HONOR ROLL

Pro Bowl selection (2016 season)
PFWA All-Rookie Team (2013)
NFL Top 100 Players
>> No. 77 after 2015, No. 65 after 2016

TRANSACTIONS

Originally selected by the Washington Redskins in the third round (85th overall) of the 2013 NFL Draft... Signed multi-year contract extension on May 5, 2016.

PRO

One of the game's elite tight ends who became the fastest tight end in NFL history to reach 200 career receptions, reaching the mark in 38 games and surpassing the mark set by Pro Football Hall of Famer Kellen Winslow (39 games)... Enters 2017 having previously appeared in 46 regular season games with 22 starts in his first four NFL seasons, gaining 2,602 yards on 248 receptions with 20 receiving touchdowns from 2013-16... Set Redskins records in receptions (87) and receiving yards (952) by a tight end in 2015... Named to PFWA All-Rookie Team in 2013 after setting team records in receptions (45) and receiving yards (499) by a rookie tight end.

YEAR-BY-YEAR

2016 (REDSKINS)

Recorded 66 receptions for 686 yards with six receiving touchdowns in 12 games with eight starts, earning his first career Pro Bowl selection... Caught seven passes for 64 yards vs. PIT (9/12)... Gained 70 yards on five receptions vs. DAL (9/18). Became the sixth tight end in Redskins history to surpass 2,000 career receiving yards with the team, joining Jerry Smith, Chris Cooley, Bill Anderson, Don Warren and Fred Davis... Caught four passes for 56 yards in a win at NYG (9/25)... Gained 73 yards on nine receptions with two first-quarter touchdown receptions in a win vs. CLE (10/2). Recorded his 200th career regular season reception on his second catch of the game, an eight-yard touchdown pass. Became the fastest tight end in NFL history to reach 200 career receptions, reaching the milestone in 38 career games and surpassing the mark set by Pro Football Hall of Famer Kellen Winslow (39 games)... Posted a team-high eight receptions for 53 yards in a win at BAL (10/9)... Inactive with a concussion in Weeks 6-7... Posted season highs of nine receptions and 99 receiving yards and added a 23-yard touchdown reception in a tie against CIN (10/30) in London. The 23-yard touchdown was the longest scoring play of his career, surpassing a 22-yard touchdown catch at Philadelphia in Week 16 of the 2015 season... Gained 41 yards on two receptions in a win vs. MIN (11/13)... Caught five passes for 79 yards in a win vs. GB (11/20). Passed Rod Gardner (227) for 15th on the Redskins' all-time receptions list... Gained 95 yards on a team-high 10 receptions with two receiving touchdowns at DAL (11/24). Tied Clint Didier (19) for fourth-most by a tight end in Redskins history and passed Don Warren (2,536) for fourth-most career receiving yards by a tight end in team history. The game was the sixth of his career with multiple receiving touchdowns, tying Santana Moss for sixth-most by a member of the Redskins since 1960... Inactive with a shoulder injury at ARI (12/4)... Caught a 10-

yard pass in a win at PHI (12/11)... Made one catch for six yards vs. CAR (12/19) prior to exiting the game in the third quarter... Inactive at CHI (12/24)... Caught five passes for 40 yards with a touchdown vs. NYG (1/1). Moved past Don Warren (244) for third-most career receptions by a tight end in team history during the game. Recorded his 20th career touchdown reception, becoming the 16th player in team history to record 20 touchdown receptions with the Redskins.

2015 (REDSKINS)

Appeared in 14 regular season games with eight starts and started the team's postseason contest. Recorded 87 receptions for 952 yards (both team records for a tight end) with 11 receiving touchdowns. Led all Redskins players in receptions, receiving yards and receiving touchdowns this season, becoming the first Redskins tight end to lead the team in all three categories since Jean Fugett in 1977... Finished second among NFL tight ends in receptions, tied for second in touchdowns and fifth in receiving yards... Posted a team-high seven receptions for 63 yards (9.0 avg.) with a four-yard touchdown in season opener vs. MIA (9/13)... Gained a team-high 82 receiving yards on six receptions in a win vs. STL (9/20)... Led team with 96 receiving yards on six receptions at NYG (9/24). Led team in receiving yards in back-to-back weeks for the first time since Weeks 7-8 of his rookie season in 2013... Caught five passes for 37 yards vs. PHI (10/4)... Inactive with a concussion at ATL (10/11) and at NYJ (10/18)... Recorded career highs in receptions (11) and receiving touchdowns (two), gaining 72 receiving yards and scoring with 24 seconds remaining to seal the largest comeback win (24 points) in team history vs. TB (10/25). His 11-catch performance was the 22nd by a member of the Redskins since 1950. Became the first member of the Redskins to record multiple receiving touchdowns in a game since Leonard Hankerson in Week 1 of the 2013 season and the first Redskins tight end to do so since Fred Davis on Dec. 13, 2009 at Oakland... Caught three passes for 18 yards with a touchdown at NE (11/8)... Notched his second career multi-touchdown game in a win vs. NO (11/15), scoring twice and gaining 29 yards on three receptions. Became the first Redskins tight end to post multiple two-touchdown games in a single season since Jerry Smith in 1970. Became the first member of the Redskins to record a touchdown reception in three straight games since Pierre Gargon in Weeks 12-14 of the 2012 season and was the first Redskins tight end to do so since Fred Davis in Weeks 12-15 of the 2009 season... Gained 46 yards on a team-high six receptions at CAR (11/22)... Broke career highs for receptions and receiving yards in a single season after compiling team highs in receptions (eight) and receiving yards (98) in a win vs. NYG (11/29)... Caught three passes for 33 yards vs. DAL (12/7)... Led the Redskins with nine receptions for 120 yards with a touchdown in a win at CHI (12/13). Registered his first 100-yard game of the season, the third of his career... Posted a team-high seven receptions, gaining 84 yards with two receiving touchdowns in a win vs. BUF (12/20)... Caught a team-high nine passes for a season-high 129 yards with two receiving touchdowns in a division-clinching win at PHI (12/26). Broke the Redskins' single-season tight end receiving yardage record of 849 [Chris Cooley in 2008 and 2010, Jerry Smith in 1967] with the performance and tied the single-season receptions mark by a tight end [Chris Cooley, 83 in 2010]. Tied Pro Football Hall of Famer Bobby Mitchell (11 in 1962) for the fifth-most receiving touchdowns in a single season in team history. Marked only eighth time a member of the Redskins has recorded 10 receiving touchdowns in

a season in team history, joining Smith (12 in 1967) as the only Redskins tight ends to accomplish the feat. Tied Smith for the most multiple-touchdown games in a single season by a Redskins tight end in team history (four). Became the third Redskins player since 1960 to record multiple receiving touchdowns in consecutive games (Smith in 1967, Mitchell in 1962). Became the first member of the Redskins to record 10 receiving touchdowns in a single season since Gary Clark in 1991... Caught four passes for 45 yards at DAL (1/3), finishing the season with 87 receptions for 952 yards (both team records for a tight end) with 11 receiving touchdowns... In NFC Wild Card Round vs. GB (1/10), caught nine passes for 120 yards, including a 24-yard touchdown reception. Set single-game franchise postseason record for receptions by a tight end and receiving yards by a tight end. Became the first Redskins tight end to record a 100-yard receiving game in postseason play, the first by a member of the Redskins at any position in a postseason contest since WR Santana Moss (103 receiving yards, NFC Divisional Round at SEA on Jan. 14, 2006).

2014 (REDSKINS)

Played in 11 games with two starts, recording a career-high 50 receptions for 465 yards... Caught one pass for four yards at HOU (9/7) before exiting with an injury... Inactive vs. JAX (9/14), at PHI (9/21), vs. NYG (9/25) and vs. SEA (10/6)... Returned at ARI (10/12), catching eight passes for 92 yards... Tied for the team lead with five receptions vs. TEN (10/19), gaining 54 yards... Caught a game-high seven passes for 40 yards in an overtime win at DAL (10/27)... Made one reception for 17 yards at MIN (11/2)... Started and caught two receptions for 22 yards vs. TB (11/16)... Inactive at SF (11/23)... Tied a then-career high in receptions (nine) and gained 123 yards at IND (11/30)... Started and caught three passes for 25 yards vs. STL (12/7)... Recorded three receptions for 13 yards at NYG (12/14)... Caught two passes for five yards vs. PHI (12/20)... Tied season high with nine receptions for 70 yards vs. DAL (12/28).

2013 (REDSKINS)

Appeared in nine games with four starts before an injury ended his season prematurely... Registered 45 receptions for 499 yards, both franchise records by a rookie tight end... Made his NFL debut vs. PHI (9/9), catching five passes for 38 yards (7.6 avg.)... Caught three passes for 18 yards (6.0 avg.) at GB (9/15), recording his first career touchdown on a three-yard pass from Robert Griffin III in the fourth quarter... Caught five passes for a career-high 50 yards (10.0 avg.) vs. DET (9/22) before leaving the game with a quad contusion... Inactive at OAK (9/29)... Compiled four receptions for a then-career-high 58 yards at DAL (10/13), including a career-long 29-yard reception in the second quarter... Set career highs in receptions (nine) and receiving yards (134) and had a touchdown reception vs. CHI (10/20), setting the Redskins' mark for receiving yards in a game by a rookie tight end. The record was previously held by Jerry Smith, who registered 78 receiving yards on six catches vs. Dallas on Nov. 28, 1965. Was targeted nine times and caught all nine passes, becoming the first Redskin to be targeted at least nine times and catch every pass in records available dating back to 1991... Made his first NFL start at DEN (10/27), catching eight passes for 90 yards (11.3 avg.). His 90 yards pushed his season total past Stephen Alexander (383 in 1998) for the most yards by a rookie tight end in team history... Started in a three-tight-end set vs. SD (11/3), catching four passes for 37 yards. With his fourth reception, broke Alexander and Chris Cooley's team season record for receptions by a rookie tight end (37 in 1998 and 2004, respectively). Also added his first career NFL rushing attempt, gaining 18 yards... Started and caught six passes for 62 yards (10.3 avg.) and a touchdown at MIN (11/7)... Started and had one catch for 12 yards at PHI

(11/17) before exiting the game with an injury... Inactive vs. SF (11/25), vs. NYG (12/1), vs. KC (12/8) and at ATL (12/15)... Placed on the Reserve/Injured list on Dec. 20.

COLLEGE

Started 26-of-36 games played at Florida - 25 as a tight end and one at quarterback... Caught 79 passes for 945 yards (12.0 avg.) with six receiving touchdowns in his career and also gained 328 yards with five rushing touchdowns on 77 carries... Amassed 35 yards on a kickoff return and completed 26-of-47 passes for 252 yards, three touchdowns and one interception... Dressed as a quarterback for nine games... In 2012, was named All-SEC first-team by the Associated Press and second-team by the league's coaches after leading the team with a career-high 45 receptions for 559 yards with three touchdowns... His 45 receptions were the most by a Florida tight end since Aaron Hernandez set the school position season-record with 68 catches in 2009... Twenty-three of his grabs resulted in first downs, and 23 of his catches were for at least 10 yards, including 11 for 20 yards or longer... In 2011, appeared in 11 games, finishing second on the team with 28 receptions for 307 yards and a pair of touchdowns... Caught his first receiving touchdown of the season when he nabbed a 31-yard catch from John Brantley on fourth-and-19 vs. the Bulldogs... Played in 12 games in 2010, including starting at quarterback against Penn State in the Outback Bowl... Recorded six catches for 79 yards with one touchdown, gained 335 rushing yards on 77 attempts (4.3 avg.) with five touchdowns, and completed 26-of-46 passes (56.3 percent) for 252 yards, three touchdowns and one interception... Saw action for the first time as a Gator and had a two-yard touchdown reception for his first career catch vs. South Florida... Rushed for a team-high 68 yards on 24 carries and completed eight-of-13 passes for 60 yards in the Gators' win over Penn State in the Outback Bowl.

PERSONAL

Attended New London (Conn.) H.S., where he was a three-year starter at quarterback for the Whalers and led the team to an undefeated regular season record in 2007... Completed 122-of-222 passes for 1,706 yards and 28 touchdowns while throwing just two interceptions as a junior... Also rushed for 370 yards and eight touchdowns on 53 carries... Was a finalist for the 2008 Joe Montana High School Quarterback of the Year Award... Rated the nation's 10th-best dual-threat quarterback and the second-best prospect from the state of Connecticut by Rivals.com... Member of the ESPNU Top 150 squad in 2008... Participated in several community service events at Florida through the Goodwill Gators program, including twice assembling and distributing food during Thanksgiving and a video game challenge with a local youth club... Was a religion major at Florida... Born July 3, 1990 in New London, Conn.

YEAR-BY-YEAR STATS

RECEIVING

Year	Team	GP	GS	Rec	Yds	Avg	Lg	TD
2013	Was	9	4	45	499	11.1	38	3
2014	Was	11	2	50	465	9.3	30	0
2015	Was	14	8	87	952	10.9	32	11
2016	Was	12	8	66	686	10.4	33	6
Career		46	22	248	2602	10.5	38	20

ADDITIONAL

Fumbles-Lost: 1-1 in 2014, 3-2 in 2015, 1-1 in 2016

Rushing: 1 att. for 18 yds. (2013)

POSTSEASON

Year	Team	GP	GS	Rec	Yds	Avg	Lg	TD
2015	Was	1	1	9	120	13.3	24t	1
Career		1	1	9	120	13.3	24t	1

CAREER HIGHS

SINGLE-GAME

Receptions:	11, vs. Tampa Bay (10/25/15)
Receiving Yards:	134, vs. Chicago (10/20/13)
Long (Receiving):	38, vs. Chicago (10/20/13)
Receiving TD:	2, six times, last at DAL (11/24/16)
Rushing Yards:	18, vs. San Diego (11/3/13)

PETE ROBERTSON

45



LB

6-2 // 243

1st NFL Season // Texas Tech

DOB: Dec. 2, 1992 // Longview (Texas) H.S.

TRANSACTIONS

Originally entered the NFL as a college free agent with the Seattle Seahawks on May 9, 2016... Waived by the Seahawks on August 30, 2016... Signed with the Washington Redskins on January 6, 2017.

YEAR-BY-YEAR

2016 (SEAHAWKS)

Signed as a college free agent on May 9... Waived during final cuts.

COLLEGE

Played collegiately at Texas Tech, finishing Red Raiders career ranking fifth in school history with 21.0 sacks... Played in 52 games with 36 starts, collecting 227 tackles (140 solo), two interceptions, eight passes defensed, eight forced fumbles and four fumble recoveries... Posted a career-high 81 tackles (47 solo) and 12.0 sacks (ranking sixth in the country) during his junior season.

PERSONAL

Attended Longview (Texas) H.S. and earned all-state and District 11-5A honors after his senior season in which he passed for 1,559 yards and rushed for 1,159 yards and 13 touchdowns... Majored in business marketing... Born Dec. 2, 1992.

75

BRANDON SCHERFF

G**6-5 // 319****3rd NFL Season // Iowa****DOB: Dec. 26, 1991 // Denison (Iowa) H.S.**

HONOR ROLL

Pro Bowl selection (2016 season)
2015 PFWA All-Rookie Team

TRANSACTIONS

Originally selected by the Washington Redskins in the first round (fifth overall) of the 2015 NFL Draft.

PRO

Former fifth overall pick who earned his first career Pro Bowl berth in 2016... Enters 2017 having previously started all 32 regular season games and one postseason game since being drafted... Was a PFWA All-Rookie performer in 2015.

YEAR-BY-YEAR

2016 (REDSKINS)

Started all 16 games at right guard, joining Chris Samuels (2000-01) and Jon Jansen (1999-2000) as the only Redskins offensive linemen to open their careers by starting 16 games in each of their first two NFL seasons. Earned first career Pro Bowl selection... Part of an offensive line that led the Redskins to team records in total net yards (6,545), net passing yards (4,758) and yards per play (6.40) while allowing only 23 sacks, fourth-fewest in the NFL... Started at right guard vs. PIT (9/12) and helped the Redskins hold the Steelers without a sack on 43 team pass attempts... Started at right guard vs. DAL (9/18), helping the offense post 432 yards of offense... Started at right guard in a win at NYG (9/25), contributing to a 403-yard effort... Started at right guard in wins vs. CLE (10/2) and at BAL (10/9)... Started at right guard in a win vs. PHI (10/16), guiding the offense to 230 rushing yards, its highest total since 2012... Started at right guard in a 413-yard offensive performance at DET (10/23)... Started at right guard in a tie against CIN (10/30) in London, helping the offense record 546 yards of offense, the team's largest offensive output since a 559-yard effort vs. Atlanta on Nov. 10, 1991... Started at right guard in a win vs. MIN (11/13)... Started at right guard in a win vs. GB (11/20), helping the Redskins post 515 total yards, the team's most in a non-overtime game since Week 11 of the 1991 season... Started at right guard at DAL (11/24), holding the Cowboys without a sack and helping the offense to consecutive 500-yard performances for the first time in team history... Started at right guard at ARI (12/4)... Started at right guard in a win at PHI (12/11)... Started at right guard and helped Kirk Cousins throw for 315 yards vs. CAR (12/19)... Started at right guard and helped the Redskins to 200-plus yards both on the ground and in the air in a win at CHI (12/24)... Started at right guard in season finale vs. NYG (1/1).

2015 (REDSKINS)

Started all 16 regular season games and one postseason game played by the organization, earning PFWA All-Rookie honors. Missed only one offensive snap on the year, exiting the field momentarily after losing his shoe... Became only the third rookie offensive lineman to start 16 games for Washington (Jon Jansen in 1999 and Chris Samuels in 2000)... Started at right guard in NFL debut and helped the Redskins rush for 161 yards vs. MIA (9/13)... Helped the Redskins post 182 rushing yards in a start at right guard vs. STL (9/20)... Started at right guard at NYG (9/24)... Started

at right guard vs. PHI (10/4), helping the offense go 90 yards on its final drive for a come-from-behind victory... Started at right guard at ATL (10/11) and at NYJ (10/18)... Started at right guard in the largest comeback win (24 points) in team history vs. TB (10/25)... Started at right guard at NE (11/8)... Started at right guard vs. NO (11/15), blocking for the Redskins' first combined 300-yard passing game/200-yard rushing game since Super Bowl XXII... Started at right guard at CAR (11/22)... Started at right guard and helped Kirk Cousins throw for his fourth 300-yard game of the season in a win vs. NYG (11/29)... Started at right guard vs. DAL (12/7)... Started at right guard in a win at CHI (12/13)... Started at right guard for Cousins' team-record-setting sixth 300-yard passing game of the season in a win vs. BUF (12/20)... Started at right guard in a division-clinching win at PHI (12/26)... Started at right guard in regular season finale at DAL (1/3)... Started at right guard in NFC Wild Card Round vs. GB (1/10).

COLLEGE

Played collegiately at Iowa from 2011-14, appearing in 43 games with 36 starts after a redshirt year in 2010... Returned for his senior season in 2014 and started all 13 games, receiving the Outland Trophy, which is awarded annually to the nation's most outstanding interior lineman. Earned unanimous consensus All-American honors and was named first-team All-Big Ten for the second consecutive season. Also won the Rimington-Pace Offensive Lineman of the Year award in the Big Ten Conference... Started in all 13 games in which he appeared as a junior in 2013, earning second-team All-American honors from the Football Writers Association of America and earned first-team All-Big Ten honors from league coaches, Sporting News, Phil Steele and others... As a sophomore in 2012, started in all seven games in which he appeared and played every offensive snap in six games... Started in three of the 10 games in which he appeared as a freshman in 2011... Redshirted in 2010.

PERSONAL

Attended Denison (Iowa) H.S., where he was a five-sport athlete who competed in football, basketball, baseball, tennis and track and field... Played offensive and defensive lineman in his final two seasons after playing quarterback as a sophomore... Earned first team all-state honors on offense as a senior and was second team all-state on defense as a junior... Collected 31 solo tackles and 51 assists with 16 tackles for loss as a team captain as a senior. Recorded 200 receiving yards and five touchdown receptions at tight end as a junior a year after passing for 1,200 yards as a sophomore... Earned first team all-district, all-conference and all-state honors in baseball... Holds school shot put record and won state title in the event as a sophomore, while placing third as a freshman and second as a junior... Is an avid fisherman and hunter... Earned degree in sports studies and intends to be a coach following his playing career... Son of Cindy and Bob Scherff... Born Dec. 26, 1991.

COMMUNITY

Active in the D.C. area since joining the Redskins in 2015... In 2016, played alongside fans to benefit children in the second annual Redskins Charity Golf Classic, brought joy to 31 area women battling breast cancer at the team's annual All-Star Survivors Celebration, and welcomed 200 elementary school kids into the Redskins locker room at FedExField to meet Santa and take home toys for Christmas at Skins Santa Shoppe... In 2015, he attended Youth For Tomorrow's Burgundy & Gold Banquet to support local teenage boys and girls experiencing traumatic circumstances with their families, led elementary students through drills to promote physical fitness, healthy lifestyle habits and proper nutrition at the Fuel Up to Play 60 Mini-Combine, participated in a Marine Corps Quantico tour to experience Marine life while stationed on base, participated in the inaugural Redskins Charity Golf Classic to benefit children in the community, attended the Rookie Community Club's Military Appreciation BBQ to honor active duty service members and their families, assembled care packages for victims of domestic violence in collaboration with the Fear 2 Freedom and Rookie Community Club, and ate dinner with 31 women battling breast cancer at the All-Star Survivors Celebration.

YEAR-BY-YEAR STATS

GAMES/STARTS

Year	Team	G	GS
2015	Was	16	16
2016	Was	16	16
Career		32	32

POSTSEASON

Year	Team	G	GS
2015	Was	1	1
Career		1	1

94



PRESTON SMITH

LB

6-5 // 265

3rd NFL Season // Mississippi State

DOB: Nov. 17, 1992 // Stephenson H.S. (Stone Mountain, Ga.)

TRANSACTIONS

Originally selected by the Washington Redskins in the second round (38th overall) of the 2015 NFL Draft.

PRO

Enters 2017 having appeared in all 32 regular season games and one postseason game for the Redskins since being drafted in 2015. Compiled 68 tackles (42 solo), 12.5 sacks, seven passes defended, three forced fumbles and a fumble recovery across his first two seasons from 2015-16... Scored the first points of his career in the 2015 postseason, sacking Aaron Rodgers for a safety in the NFC Wild Card Round.

YEAR-BY-YEAR

2016 (REDSKINS)

Started all 16 games, compiling 38 tackles (22 solo), 4.5 sacks, three passes defended and an interception... Recorded three assisted tackles vs. PIT (9/12)... Made an assisted tackle vs. DAL (9/18)... Contributed five tackles (four solo) and a pass defended in a win at NYG (9/25)... Recorded four tackles (three solo, two for loss) in a win vs. CLE (10/2)... Made one solo tackle in a win at BAL (10/9)... Posted two tackles (one solo) including a half-sack in a win vs. PHI (10/16)... Recorded two solo tackles including a sack at DET (10/23)... Tallied three solo tackles in a tie against CIN (10/30) in London... Tallied four tackles (two solo), two sacks and the first interception of his career in a win vs. MIN (11/13). Became only the fourth member of the Redskins to record two sacks and an interception in a single game since 1982, joining Marcus Washington (Dec. 18, 2005), Shawn Springs (Dec. 26, 2004) and Monte Coleman (Dec. 19, 1993)... Made two tackles (one solo) in a win vs. GB (11/20)... Contributed on defense and special teams at DAL (11/24)... Added two solo tackles at ARI (12/4)... Recorded a tackle in a win at PHI (12/11)... Contributed three tackles (one solo) and a pass defended vs. CAR (12/19)... Posted a five-yard sack and blocked a field goal in a win at CHI (12/24). The block was the first of Smith's career and the Redskins' first since Nov. 4, 2012 (DeAngelo Hall vs. Carolina)... Made four tackles (one solo) vs. NYG (1/1).

2015 (REDSKINS)

Played in all 16 regular season games and one postseason game for the Redskins, earning a number of plaudits for his play in his rookie season including inclusion on Gil Brandt's NFL.com All-Rookie squad. Posted 30 tackles (20 solo), 8.0 sacks, four passes defended, three forced fumbles and a fumble recovery in the regular season... Led all NFL rookies in sacks, becoming the first member of the Redskins to do so since Brian Orakpo in 2009... Made NFL debut vs. MIA (9/13), recording his first career sack, forced fumble and fumble recovery on a single play when he jarred the ball loose from Dolphins quarterback Ryan Tannehill and recovered the ball 25 yards downfield. Also forced a fumble on special teams... Registered a pass defended in a win vs. STL (9/20)... Played on defense and special teams at NYG (9/24)... Recorded three solo tackles including a sack vs. PHI (10/4)... Made two solo tackles at ATL (10/11)... Added an assisted tackle at NYJ (10/18)... Recorded four tackles (two solo) in the largest comeback win (24 points) in team history vs. TB (10/25)... Registered a solo tackle at NE (11/8)... Added an assisted tackle in a win vs. NO (11/15)... Made

three tackles (two solo) including a sack at CAR (11/22)... Recorded three tackles (one solo) and a pass defended in a win vs. NYG (11/29)... Posted a solo tackle vs. DAL (12/7)... Made a solo tackle in a win at CHI (12/13)... Recorded four tackles (two solo) including a five-yard sack in a win vs. BUF (12/20)... Posted four tackles (three solo), three sacks and a forced fumble in a division-clinching win at PHI (12/26), the first multi-sack game of his career. His three sacks were the most in a game by a Redskins rookie since Dec. 13, 2013 (Brian Orakpo, four at Oakland)... Recorded a sack at DAL (1/3) to push his season sack total to 8.0, the second-most by a Redskins rookie since sacks became an official statistic in 1982 (11.0, Orakpo in 2009). Became the first member of the Redskins to lead all NFL rookies in sacks in a season since Orakpo in 2009. Posted a sack in three consecutive games for the first time in his career... In NFC Wild Card Round vs. GB (1/10), tallied three tackles (two solo) including a five-yard sack of Aaron Rodgers for a safety. The safety was the Redskins' first in the postseason since recording a team safety in the NFC Divisional Round vs. the Chicago Bears on Dec. 30, 1984.

COLLEGE

Played collegiately at Mississippi State from 2011-14, playing in 47 games with 24 starts... Recorded 134 career tackles (27 for loss), 16 sacks, five forced fumbles and two interceptions... As a senior in 2014, started all 13 games and became the first player in SEC history to be named SEC Defensive Lineman of the Week for three consecutive weeks. Recorded nine sacks and posted at least one tackle for loss in 12 of the team's 13 games en route to first-team All-SEC honors as selected by the league's coaches... Started 11 of the 12 games in which he played as a junior in 2013, compiling 44 tackles (29 solo, 6.5 for loss) with 2.5 sacks. Named Most Outstanding Defensive Player of the Liberty Bowl... As a sophomore in 2012, played in all 13 games and led team with 4.5 sacks... Played in the final eight games of the season as a freshman in 2011.

PERSONAL

Attended Stephenson H.S. in Stone Mountain, Ga., where he was credited with 68 total tackles including nine sacks as a senior for the 9-2 Jaguars... As a junior, played on an 11-1 squad that won the Region 2 crown... Rated a three-star prospect by Rivals.com... Played for Stephenson team that had 29 of 32 senior players sign a college scholarship... Participated in the 2015 Senior Bowl... Majored in interdisciplinary studies... Native of Atlanta, Ga... Born Nov. 17, 1992.

COMMUNITY

Active in the D.C. area as a rookie in 2015... Attended Youth For Tomorrow's Burgundy & Gold Banquet to support local teenage boys and girls experiencing traumatic circumstances with their families... Led elementary students through drills to promote physical fitness, healthy lifestyle habits and proper nutrition at the Fuel Up to Play 60 Mini-Combine... Participated in a Marine Corps Quantico tour to experience Marine life while stationed on base... Participated in the inaugural Redskins Charity Golf Classic to benefit children in the community... Attended the Rookie Community Club's Military Appreciation BBQ to honor active duty service members and their families, as well as Wounded Warriors... Assembled care packages for victims of domestic violence in collaboration with the Fear 2 Freedom and Rookie Community Club.

YEAR-BY-YEAR STATS

DEFENSE

Year	Team	G	GS	Tack	Solo	Sack	INT	PD
2015	Was	16	1	30	20	8	0	4
2016	Was	16	16	38	22	4.5	1	3
Career		32	17	68	42	12.5	1	7

*Tackle stats according to STATS, LLC

ADDITIONAL

FF-FR: 3-1 in 2015

Safeties: 1 (2015 Postseason)

FG Block: 1 in 2016

POSTSEASON

Year	Team	G	GS	Tack	Solo	Sack	INT	PD
2015	Was	1	0	3	2	1	0	0
Career		1	0	3	2	1	0	0

CAREER HIGHS

SINGLE-GAME

Total Tackles: 5, at NY Giants (9/25/16)

Solo Tackles: 4, at NY Giants (9/25/16)

Sacks: 3, at Philadelphia (12/26/15)

Interceptions: 1, vs. Minnesota (11/13/16)

Forced Fumbles: 2, vs. Miami (9/13/15)

Fumble Recoveries: 1, vs. Miami (9/13/15)

Safeties: 1, vs. Green Bay (1/10/16)

50

MARTRELL SPAIGHT

LB**6-0 // 243****3rd NFL Season // Arkansas****DOB: Aug. 5, 1993 // North Little Rock (Ark.) H.S.**

TRANSACTIONS

Originally selected by the Washington Redskins in the fifth round (141st overall) of the 2015 NFL Draft.

PRO

Stout linebacker and special teamer who enters 2017 having previously appeared in 15 games with one start.

YEAR-BY-YEAR

2016 (REDSKINS)

Played in 14 games with one start, posting 18 tackles (13 solo), an interception and a pass defended in limited defensive snaps on top of his extensive roles on special teams... Contributed on special teams vs. PIT (9/12)... Inactive as the result of concussion symptoms vs. DAL (9/18) and at NYG (9/25)... Played on defense and special teams in a win vs. CLE (10/2)... Contributed on special teams in a win at BAL (10/9)... Played on defense and special teams in a win vs. PHI (10/16)... Contributed on special teams at DET (10/23) and in a tie against CIN (10/30) in London... Played on special teams in a win vs. MIN (11/13)... Recorded his first career interception and added an assisted tackle in a win vs. GB (11/20)... Contributed on special teams at DAL (11/24) and at ARI (12/4)... Made a solo tackle in a win at PHI (12/11)... Made first career start and tied for the team lead with 13 tackles (nine solo) vs. CAR (12/19)... Recorded three solo tackles in a win at CHI (12/24)... Played on defense and special teams vs. NYG (1/1).

2015 (REDSKINS)

Made NFL debut vs. MIA (9/13)... Inactive vs. STL (9/20)... Placed on Reserve/Injured list on Sept. 22.

COLLEGE

Played collegiately at Arkansas from 2013-14 after spending two seasons at Coffeyville (Kan.) Community College from 2011-12... Played in 21 career games at Arkansas with 15 starts... As a senior in 2014, started all 13 games and recorded an SEC-leading 128 tackles en route to becoming a consensus first-team All-SEC selection. Also recorded 10.5 tackles for loss, two forced fumbles, one fumble recovery and an interception he returned for 30 yards... Played in nine games for the Razorbacks in 2013, starting twice. Recorded 22 tackles with a sack... Was a two-time junior college All-American at Coffeyville, being named a first-team NJCAA All-American and the Jayhawk Community College Conference's Defensive Player of the Year as a sophomore in 2012... Recorded 130 tackles as a sophomore and 101 tackles as a freshman.

PERSONAL

Attended North Little Rock (Ark.) H.S., where he was a 7A Central all-state selection as a senior... Participated in the 2015 Senior Bowl... Son of Mark and Tela Spaight... Last name pronounced "SPAYT"... Born Aug. 5, 1993.

COMMUNITY

Active in the community as a rookie in 2015... Led elementary students through drills to promote physical fitness, healthy lifestyle habits and proper nutrition at the Fuel Up to Play 60 Mini-Combine... Participated in the Yellow Ribbons United Playfield in the Park event to support children and teens who have lost or are missing a family member in the military... Participated in a Marine Corps Quantic tour to experience Marine life while stationed on base... Participated in the inaugural Redskins Charity Golf Classic to benefit children in the community. Attended the Rookie Community Club's Military Appreciation BBQ to honor active duty service members and their families, as well as Wounded Warriors... Assembled care packages for victims of domestic violence in collaboration with the Fear 2 Freedom and Rookie Community Club... Waited tables to raise money for Ryan Kerrigan's Blitz for the Better Foundation.

YEAR-BY-YEAR STATS

DEFENSE

Year	Team	G	GS	Tack	Solo	Sack	INT	PD
2015	Was	1	0	0	0	0	0	0
2016	Was	14	1	18	13	0	1	1
Career		15	1	18	13	0	1	1

*Tackle stats according to STATS, LLC

CAREER HIGHS

SINGLE-GAME

Total Tackles:	13, vs. Carolina (12/19/16)
Solo Tackles:	9, vs. Carolina (12/19/16)
Interceptions:	1, vs. Green Bay (11/20/16)

2

NATE SUDFELD

QB**6-6 // 227****2nd NFL Season // Indiana****DOB: Oct. 7, 1993 // Modesto (Calif.) Christian High School**

TRANSACTIONS

Originally selected by the Washington Redskins in the sixth round (187th overall) of the 2016 NFL Draft.

YEAR-BY-YEAR

2016 (REDSKINS)

Inactive in all 16 games.

COLLEGE

Played collegiately at Indiana from 2012-15, appearing in 37 games with 26 starts.... Exited Indiana ranked first in passing touchdowns (61), passing yards (7,879), 350-yard games (6), 300-yard games (11), four-touchdown games (5) and three-touchdown games (10), tied for first in 400-yard games (1), second in completion percentage (60.3) and completions (593), third in total offense (8,011) and fourth in attempts (983) on the school's career lists... Was a third-team All-Big Ten selection as a senior in addition to being a finalist for the Wuerffel Trophy and Senior CLASS Award, both of which recognize student-athletes for their commitment to their communities... Led the Big Ten in passing yards per game (297.8), passing yards (3,573), touchdowns (27) and passing efficiency (151.0) and TD-INT ratio as a senior. Led the Hoosiers to the Pinstripe Bowl, the program's first bowl berth in seven years and only its second in a 22-year span... Passed for 1,151 yards on 101-of-167 (60.5 percent) with six touchdowns, three interceptions and a 126.6 pass efficiency rating in six starts as a junior in 2014... Completed 194-of-322 (60.2 percent) for 2,523 yards with 21 touchdowns in 12 games with eight starts as a sophomore in 2013... Threw for 632 yards, completed 51-of-82 (62.2 percent) and tossed seven touchdowns with just one interception in seven games as a freshman in 2011, becoming only the third true freshman to play quarterback in school history.

PERSONAL

Attended Modesto (Calif.) Christian High School, where he was named the team's most valuable player and also earned Trans Valley League Offensive MVP, second team all-state and first team all-district honors as a senior... Threw for 2,332 yards with 31 total touchdowns (two rushing) and six interceptions. Set school single-season records in passing yards, passing touchdowns and passing yards per game (233.2)... Rated the No. 14 quarterback nationally and the No. 23 prospect in California by ESPN... Was a two-year football letterwinner also played basketball... Was a liberal studies major at Indiana... Gave keynote speech at 2015 B1G Kickoff Luncheon and said he studied Kirk Cousins' 2011 keynote speech "probably 100 times" during his preparation... Son of Ralph and Michelle Sudfeld. His brothers, twins Matthew and Zach, played college football, as Matthew was a wide receiver at Brown (2007-11) and Zach was a tight end at Nevada (2007-12) and is currently a tight end with the New York Jets... Full name: Nathan Michael Sudfeld... Born Oct. 7, 1993.

COMMUNITY

Has completed multiple mission trips to Uganda with Assist International, an aid organization started by his maternal grandfather, Bob Pagett... Quickly made an impact in the D.C.-area community as a rookie in 2016, as he played alongside fans to benefit children in the second annual Redskins Charity Golf Classic, read class favorites to middle school students and also served as a judge for a touchdown dance competition at Raymond Education Campus in Washington, D.C., participated in a financial literacy course hosted by eighth grade students at Kenmoor Middle School at Junior Achievement's Finance Park in Hyattsville, Md., and walked the runway alongside the Women of Washington to raise money for the WRCF at the second annual Redskins Runway Show.

57

NICK SUNDBERG

LS**6-0 // 256****8th NFL Season // California****DOB: July 29, 1987 // North Canyon H.S. (Phoenix, Ariz.)**

TRANSACTIONS

Originally entered the NFL with the Carolina Panthers as a college free agent on May 1, 2009... Waived by the Panthers on August 7, 2009... Signed to the Baltimore Ravens' practice squad on December 23, 2009... Signed with the Washington Redskins as a free agent on January 28, 2010... Re-signed with the Redskins as a restricted free agent on March 11, 2013... Re-signed with the Redskins on January 23, 2017.

PRO

Enters 2017 having appeared in 91 career regular season games, all with Washington... Became a cult hero in 2012 after snapping an entire half with a broken arm during the team's season-opening win at NO. Had an 8-0 record in regular season games in which he played in 2012.

YEAR-BY-YEAR

2016 (REDSKINS)

Played in 14 games... Snapped for Dustin Hopkins' 3-for-3 games on field goal attempts both vs. PIT (9/12) and vs. DAL (9/18)... Snapped for Hopkins' team-record-tying five field goals in a win at NYG (9/25). Was integral to Hopkins' selection as NFC Special Teams Player of the Month for October... Snapped in wins vs. CLE (10/2), at BAL (10/9) and vs. PHI (10/16)... Snapped at DET (10/23) and in a tie against CIN (10/30) in London... Snapped for Hopkins' 4-for-4 effort on field goals in a win vs. MIN (11/13)... Inactive with a back injury vs. GB (11/20) and at DAL (11/24)... Returned to action for Hopkins' 3-for-3 day at ARI (12/4)... Snapped in a win at PHI (12/11)... Snapped for Hopkins' 3-for-3 effort on field goals vs. CAR (12/19)... Snapped as Hopkins tied Mark Moseley's team record for field goals in a season at CHI (12/24) and a week later for the record-breaking kick vs. NYG (1/1).

2015 (REDSKINS)

Played in all 16 regular season games and one postseason contest... Snapped in season opener vs. MIA (9/13)... Snapped for Dustin Hopkins' NFL debut vs. STL (9/20)... Snapped at NYG (9/24)... Snapped for Hopkins' career-high three field goals vs. PHI (10/4)... Snapped for Hopkins' then-career-long 52-yard game-tying field goal with no time remaining in regulation at ATL (10/11)... Snapped for Hopkins' second consecutive game with a field goal of 50+ yards at NYJ (10/18)... Snapped in the largest comeback win (24 points) in team history vs. TB (10/25)... Snapped at NE (11/8)... Snapped for Hopkins' career-high four field goals in a win vs. NO (11/15)... Snapped at CAR (11/22)... Snapped in a win vs. NYG (11/29)... Snapped for Hopkins' three field goals vs. DAL (12/7)... Snapped in a win at CHI (12/13), including Hopkins' eventual 47-yard game-winner early in the fourth quarter... Played in his 75th career game while snapping for Hopkins' five PATs in a win vs. BUF (12/20)... Snapped in a division-clinching win at PHI (12/26)... Snapped in regular season finale at DAL (1/3)... Snapped in the NFC Wild Card Round vs. GB (1/10).

2014 (REDSKINS)

Played in all 16 games... Handled long-snapping duties at HOU (9/7) and vs. JAX (9/14)... Snapped for kicks and punts at PHI (9/21) and helped kicker Kai Forbath push his career-long streak to 18 consecutive field goal attempts... Handled long snapping duties vs. NYG (9/25)... Snapped vs.

SEA (10/6), including for punter Tress Way's eight punts for 399 yards... Handled long snapping duties at ARI (10/12)... Snapped for Kai Forbath's career-high four field goals including a game-winning 22-yarder at the end of regulation vs. TEN (10/19)... Snapped for Kai Forbath's two field goals including a 40-yard game-winner in an overtime win at DAL (10/27)... Handled long snapping duties at MIN (11/2) and vs. TB (11/16)... Snapped for eight Tress Way punts and three successful kicks (two field goals, one PAT) for Kai Forbath at SF (11/23)... Snapped for six Tress Way punts and five successful Kai Forbath kicks (two field goals, three PATs) at IND (11/30)... Snapped vs. STL (12/7) and at NYG (12/14)... Snapped vs. PHI (12/20), including on the 26-yard game-winning field goal for Kai Forbath with five seconds remaining... Snapped vs. DAL (12/28).

2013 (REDSKINS)

Played in five games before suffering a season-ending injury... Snapped for all kicks and punts vs. PHI (9/9)... Snapped for all kicks and punts at GB (9/15), including the first point of kicker John Potter's career on a third-quarter PAT... Snapped for all kicks and punts, including Potter's first career made field goal vs. DET (9/22)... Snapped for all kicks and punts at OAK (9/29)... Snapped at DAL (10/13) before leaving the game with a knee injury... Placed on the Reserve/Injured list on Oct. 15.

2012 (REDSKINS)

Appeared in eight regular season games, with the Redskins finishing the regular season 8-0 in games in which he served as long snapper... Was the long snapper during the Redskins' 40-32 win at NO (9/9), snapping for all 16 points scored by kicker Billy Cundiff (4/4 FG, 4/4 PAT) despite playing with a broken arm for the entire second half... Placed on Reserve/Injured list following the game but was designated for return... Returned to action in Week 11 in a win vs. PHI (11/18)... Snapped in a Thanksgiving Day win at DAL (11/22), including snapping on Kai Forbath's fourth-quarter field goal that pushed Forbath to 10-for-10 in his career... Snapped in a win vs. NYG (12/3) on Monday Night Football... Snapped in a win vs. BAL (12/9)... Snapped in a win at CLE (12/16)... Snapped in a win at PHI (12/23), including for the 17th consecutive made field goal to open kick Kai Forbath's career, setting an NFL record... Snapped in a division-clinching win vs. DAL (12/30)... Made his postseason debut in the NFC Wild Card Round vs. SEA (1/6).

2011 (REDSKINS)

Appeared in all 16 games at long snapper... Snapped for kicker Graham Gano's 4-for-4 performance on PATs vs. NYG (9/11)... Snapped for Gano's 3-for-4 field goal attempts and 1-for-1 PATs vs. ARI (9/18)... Snapped for Gano's 3-for-4 field goal attempts and 1-for-1 PATs at DAL (9/26)... Snapped for Gano's 1-for-1 on field goal attempts and 2-for-2 PATs at STL (10/2)... Snapped for Gano's 2-for-2 on field goal attempts and 1-for-1 PATs vs. PHI (10/16)... Snapped for Gano's 2-for-2 on field goal attempts and 2-for-2 PATs at CAR (10/23)... Snapped for Gano's 0-for-1 field goal attempts at BUF (10/30)... Snapped for Gano's 1-for-1 field goal attempts vs. SF (11/6)... Snapped for Gano's 3-for-5 field goal attempts at MIA (11/13)... Snapped for Gano's 1-for-2 field goal attempts at SEA (11/27)... Snapped for Gano's 4-for-4 field goal attempts vs. NYJ (12/4)... Snapped for Gano's 2-for-2 field goal attempts vs. NE (12/11)... Snapped for Gano's 3-for-3 field goal attempts at NYG (12/18)... Snapped for Gano's 4-for-4 field goal attempts vs. MIN (12/24)... Snapped

for Gano's 1-for-2 field goal attempts at PHI (1/1/12)... Also spent the season snapping for punter Sav Rocca, who had the third-best net punting season in team history (39.0 net yards per punt).

2010 (REDSKINS)

Appeared in all 16 regular season games... Made his NFL debut vs. DAL (9/12) while handling all long snapping duties. ... Handled all long snapping duties vs. HOU (9/19), at STL (9/26) and at PHI (10/3). ... Handled long snapping duties vs. GB (10/10). Snapped for kicker Graham Gano's game-tying and game-winning field goals. ... Handled all long snapping duties vs. IND (10/17), at CHI (10/24), at DET (10/31), vs. PHI (11/15), at TEN (11/21), vs. MIN (11/28), at NYG (12/5), vs. TB (12/12), at DAL (12/19) and at JAX (12/26)... Handled long snapping duties vs. NYG (1/2) and had one special teams tackle.

2009 (RAVENS)

Spent the final two weeks of the regular season and two playoff games as a member of the Baltimore Ravens' practice squad.

COLLEGE

Played in 52 consecutive games as the long snapper at California... Started at long snapper all four years at California.

PERSONAL

Attended North Canyon H.S. in Phoenix, serving as a team captain and earning all-region honorable mention his senior season. Also participated in track and wrestling... Majored in legal studies at California.

COMMUNITY

Has been active with the Washington Redskins Charitable Foundation throughout his tenure with the Redskins... In 2016, promoted healthy lifestyle habits at the 138th annual White House Easter Egg roll on the South Lawn, spoke to students at J. Michael Lunsford Middle School in Chantilly, Va., to discuss the importance of communication and face-to-face interaction at the EverFi Character Playbook Launch, played alongside fans to benefit children in the second annual Redskins Charity Golf Classic, celebrated schools that reached touchdown status in the Fuel Up to Play 60 Program by serving as a celebrity coach at Park View H.S. in Sterling, Va., walked the runway alongside the Women of Washington to raise money for the WRCF at the second annual Redskins Runway Show and brought joy to 31 area women battling breast cancer at the team's annual All-Star Survivors Celebration... In 2015, delivered a charity prize pack to a Hamilton Elementary School student who used football to overcome early learning disabilities, attended IIB's Pink Tie Gala to support breast cancer survivors, attended the 137th annual Easter Egg Roll on the White House South Lawn, played video games online with active serving military members stationed overseas as a part of the Salute: Pros vs GI Joes, led students through exercise stations and Redskins Play 60 activities to promote a healthy lifestyle at the Recess with the Redskins Powered by United Way event, attended the Draft Day Party and Redskins Golf Classic, treated Steuart Weller Elementary to a Play 60 celebration, assembled care packages for victims of domestic violence in collaboration with the Fear 2 Freedom and Rookie Community Club, interacted with children during training camp at Redskins All-Star Experience, participated in the WOW Wives Fashion Show, met with 31 women battling breast cancer at the All-Star Survivors Celebration, played in a flag football tournament with 120 middle school students, hosted seven TAPS

families for a military appreciation event at Top Golf in Ashburn, Va., attended Capitol File's 10th Anniversary Celebration at the House of Sweden and welcomed 1,100 children into the Redskins locker room at FedExField to meet Santa and take home toys for Christmas at Skins Santa Shoppe... In 2014, led elementary students through drills to promote physical fitness, healthy lifestyle habits and proper nutrition at the Fuel Up to Play 60 Mini-Combine, greeted fans at the team's annual Draft Day Party, assisted teammate Tyler Polumbus at Tyler's Kids Outreach Extreme Recess for children with physical and developmental disabilities, raised money for afterschool exercise and wellness programs with actor Matthew McConaughey and teammate Alfred Morris at the Movies with Morris event, welcomed Richmond children to training camp at the Bon Secours training camp facility in Richmond, encouraged students at Dumfries Elementary to exercise for 60 minutes and read for 20 minutes every day, helped provide school supplies and clothes to hundreds of kids in Richmond for the Back to School Shopping Spree presented by Macy's, brought joy to 31 women battling breast cancer at the team's annual All-Star Survivors Celebration, helped raise funds for breast cancer research and services for the American Cancer Society at the SACK Cancer Gala, coached women through football drills at Redskins Park on WOW Ladies Night Out and played video games online with active serving military members stationed overseas during a Redskins Salute: Pros vs. GI Joes event... In 2013, helped with the Recess at Guilford Elementary School event, attended the annual Harvest Feast event and volunteered at the Adopt a Child Shopping Spree... In 2012, volunteered at the annual Redskins All-Star Survivors Celebration, an event that provides an afternoon of pampering for area women battling breast cancer... In 2011, worked with the Washington Redskins Charitable Foundation and the U.S. Marine Corps to provide 1,100 youth in need with a toy during the holiday season at the annual Skins Santa Shoppe... Helped distribute 3,500 whole turkeys and Thanksgiving food baskets at FedExField to Prince George's County residents in need at the team's annual Harvest Feast... Participated in Pros vs. GI Joes video game competition between Redskins players and troops stationed in Kandahar, Afghanistan... Was active with the Washington Redskins Charitable Foundation in 2010, participating in the PLAY 60 Challenge Mini-Combine, Hometown Huddle, Rehabbing with the Troops, Harvest Feast, Renaldo Wynn's Adopt a Child for the Holidays and Skins Santa Shoppe.

YEAR-BY-YEAR STATS

GAMES/STARTS

Year	Team	G	GS
2010	Was	16	0
2011	Was	16	0
2012	Was	8	0
2013	Was	5	0
2014	Was	16	0
2015	Was	16	0
2016	Was	14	0
Career		91	0

POSTSEASON

Year	Team	G	GS
2012	Was	1	0
2015	Was	1	0
Career		2	0

36

D.J. SWEARINGEN

S**5-10 // 205****5th NFL Season // South Carolina****DOB: Sept. 1, 1991 // Greenwood (S.C.) H.S.**

TRANSACTIONS

Originally selected by the Houston Texans in the second round (57th overall) of the 2013 NFL Draft... Waived by the Texans on May 11, 2015... Acquired on waivers by the Tampa Bay Buccaneers on May 12, 2015... Waived by the Buccaneers on November 17, 2015... Signed to the Arizona Cardinals' practice squad on December 1, 2015... Signed to the Cardinals' active roster on December 8, 2015... Re-signed with the Cardinals on April 18, 2016... Signed with the Washington Redskins as an unrestricted free agent on March 10, 2017.

PRO

Joined the Redskins in unrestricted free agency in 2017 after having previously appeared in 59 games with 35 starts for the Texans, Buccaneers and Cardinals from 2013-16... Credited by STATS with 222 tackles (172 solo), 19 passes defended, 11 tackles for loss, six interceptions, five forced fumbles, three fumbles recovered and 3.0 sacks entering the 2017 season.

YEAR-BY-YEAR

2016 (CARDINALS)

Played in every game, starting the final 12. Recorded 64 tackles (56 solo) and set career highs with three interceptions, eight passes defended and 2.0 sacks. Also added four tackles for loss... Picked off Jameis Winston on final play of the game vs. TB (9/18)... Registered seven tackles, a sack and a pass defended at SF (10/6)... Recorded four solo tackles, an interception of Ryan Fitzpatrick and two passes defended vs. NYJ (10/17)... Notched three solo tackles and a pass defended vs. SEA (10/23)... Tied career high with seven solo tackles at CAR (10/30)... Intercepted a Matt Ryan pass to help set up a field goal before halftime at ATL (11/27), giving him his career-high third pick for the season. Tied career best with seven solo tackles, including one for loss, and two passes defended... Totaled six solo tackles at MIA (12/11)... Notched three tackles, including one for loss vs. NO (12/18)... Recorded six tackles and a pass defended at SEA (12/24)... Had a 13-yard sack of Jared Goff at LA (1/1), adding five solo tackles, including one for loss.

2015 (BUCCANEERS/CARDINALS)

Played in 11 total games with the Buccaneers and Cardinals, finishing the season with 19 tackles, two fumble recoveries, one forced fumble and a pass defended... Played in seven games with Tampa Bay and had 11 tackles and a fumble recovery before being released on Nov. 17... Signed to Cardinals' practice squad on Dec. 1 and was elevated to active roster on Dec. 8... Played in Cardinals' last four games and both playoff contests... Made Cardinals debut vs. MIN (12/10)... Started as part of nickel defense and had three solo tackles, a fumble recovery and a pass defended at PHI (12/20)... Forced a James Starks fumble vs. GB (12/27)... Recorded three tackles vs. SEA (1/3)... Played on special teams in playoff contests vs. GB (1/16) and at CAR (1/24).

2014 (TEXANS)

Made 12 starts in 16 games played, collecting 73 tackles, two interceptions, six passes defended, one sack, three forced fumbles and a fumble recovery... Recorded his first career sack in the season opener vs. WAS (9/7), finishing the game with eight tackles and a forced fumble... Recorded a forced fumble and a fumble recovery at OAK (9/14)... Registered his third forced fumble in the first four games vs. BUF (9/28)... Notched his first interception of the season at TEN (10/26)... Matched season high with eight tackles vs. PHI (11/2)... Collected second interception at JAX (12/7).

2013 (TEXANS)

Played in all 16 games and made 10 starts as a rookie, finishing with 67 tackles, one interception, four passes defended, a forced fumble and four special teams tackles... Made NFL debut at SD (9/9)... Had five tackles in his first career start at KC (10/20). Started every game the remainder of the season... Recorded his first career interception at ARI (11/10), picking off Carson Palmer... Posted seven or more tackles in four of the last five games... Set a career high with 10 tackles (seven solo) in season finale at TEN (12/29), also recording his first career forced fumble.

COLLEGE

Played collegiately at South Carolina, starting 33 of the 52 games in which he appeared... Finished career with 244 tackles, 6.5 tackles for loss, 16 passes defended, six interceptions (two returned for touchdowns), four forced fumbles and two fumble recoveries... Earned All-SEC honors as a senior after starting 12 games and recording 79 tackles, two interceptions (with one returned for a touchdown), two forced fumbles and a fumble recovery... Had career-high 80 tackles as a junior, adding three interceptions, three passes defended and a forced fumble... Tallied 66 tackles, five passes defended, one interception that he returned for a touchdown and one forced fumble as a sophomore... Appeared in all 13 games and recorded 19 tackles as a freshman.

PERSONAL

Attended Greenwood (S.C.) H.S., where he contributed as an option quarterback, wide receiver and safety on a team that included fellow Redskins defensive back Josh Norman... Earned second-team all-state honors after rushing for 904 yards and 12 touchdowns and also catching 20 passes for 201 yards. Added 77 tackles, eight passes defended and two forced fumbles on defense... Majored in retailing business... Full name: Dayarlo Jamal Swearingen... Son of Robert and Orma Swearingen... Born Sept. 1, 1991.

YEAR-BY-YEAR STATS

DEFENSE

Year	Team	G	GS	Tack	Solo	Sack	INT	PD
2013	Hou	16	10	67	50	0	1	4
2014	Hou	16	12	73	51	1	2	6
2015	TB/Ari	11	1	18	15	0	0	1
2016	Ari	16	12	64	56	2	3	8
Career		59	35	222	172	3	6	19

*Tackle stats according to STATS, LLC

ADDITIONAL

FF-FR: 1-0 in 2013, 3-1 in 2014, 1-2 in 2015

POSTSEASON

Year	Team	G	GS	Tack	Solo	Sack	INT	PD
2015	Ari	2	0	0	0	0	0	0
Career		2	0	0	0	0	0	0

CAREER HIGHS

SINGLE-GAME

Total Tackles:	10, at Tennessee [12/29/13]
Solo Tackles:	7, three times, last at Atlanta [11/27/16]
Interceptions:	1, six times, last at Atlanta [11/27/16]
Passes Defended:	2, five times, last at Atlanta [11/27/16]
Forced Fumbles:	1, five times, last vs. Green Bay [12/27/15]
Fumble Recoveries:	1, three times, last at PHI [12/20/15]

99

PHIL TAYLOR SR.

DL**6-3 // 343****5th NFL Season // Baylor****DOB: April 7, 1988 // Gwynn Park H.S. (Brandywine, Md.)**

TRANSACTIONS

Originally selected by the Cleveland Browns in the first round (21st overall) of the 2011 NFL Draft... Released by the Browns on September 1, 2015... Signed with the Denver Broncos on February 22, 2016... Released by the Broncos on August 10, 2016... Signed with the Washington Redskins on January 6, 2017.

PRO

Joined the Redskins in the 2017 offseason after having previously appeared in 44 career games with 42 starts, recording 109 tackles (69 solo), 7.0 sacks, three passes defended, a forced fumble and a fumble recovery from 2011-14.

YEAR-BY-YEAR

2016 (BRONCOS)

Spent six months of the offseason with Denver after being signed in April.

2015 (BROWNS)

Spent the offseason with Cleveland but was released during final cuts.

2014 (BROWNS)

Played in five games (four starts) for Cleveland... Appeared in the team's first four games before being inactive for four games... Started at CIN (11/11) and made three tackles before being placed on the Reserve/Injured list following the game.

2013 (BROWNS)

Started all 15 games played at nose tackle for Cleveland, finishing the season with 26 tackles (14 solo), two sacks and one pass defended.

2012 (BROWNS)

Appeared in eight games (seven starts) for Cleveland after being activated from the PUP List on Nov. 2... Finished the season with 14 tackles (12 solo), one sack and one fumble recovery.

2011 (BROWNS)

Started all 16 games at defensive tackle as a rookie... Named to the the PFWA All-Rookie team after collecting 59 tackles (37 solo), four sacks, one forced fumble and one pass defended... Tallied five or more stops in seven games... Made his first career start vs. CIN (9/11) and finished with six tackles (five solo)... Posted his first sack vs. MIA (9/25)... Registered a career-high nine tackles (six solo) vs. JAX (11/20).

COLLEGE

Started 22 of the 25 games in which he played at Baylor, earning All-Big 12 Conference honors as a senior after posting 62 tackles (35 solo), two sacks, two passes defended and one forced fumble... Began his career at Penn State, appearing in 19 games (five starts)... Finished his collegiate career with 107 tackles, 5.5 sacks, two fumble recoveries, a forced fumble, an interception and two blocked kicks.

PERSONAL

Attended Gwynn Park H.S. in Brandywine, Md., about a half an hour away from FedExField... Earned all-state and All-Metro first-team honors as a senior after recording 77 tackles and 10 sacks... Played baseball and threw shot put for the track and field team... Created the TaylorMade98 Foundation, which was established in 2011 to encourage kids to be responsible leaders within their family and community... Graduated with a degree in general studies... Full name: Phillip Eugene Taylor... Born April 7, 1988, in Washington, D.C.

YEAR-BY-YEAR STATS

DEFENSE

Year	Team	G	GS	Tack	Solo	Sack	PD	FF	FR
2011	Cle	16	16	59	37	4	1	1	0
2012	Cle	8	7	14	12	1	0	0	1
2013	Cle	15	15	26	14	2	1	0	0
2014	Cle	5	4	10	6	0	1	0	0
Career		44	42	109	69	7	3	1	1

*Tackle stats according to STATS, LLC

CAREER HIGHS

SINGLE-GAME

Total Tackles:	9, vs. Jacksonville (11/20/11)
Solo Tackles:	6, vs. Jacksonville (11/20/11)
Sacks:	1, many times, last at KC (10/27/13)
Forced Fumbles:	1, at San Francisco (10/30/11)
Fumble Recoveries:	1, vs. Pittsburgh (11/25/12)

CHRIS THOMPSON

RB

5-8 // 191

4th NFL Season // Florida State

DOB: Oct. 20, 1990 // **Madison County H.S. (Madison, Fla.)**

25



TRANSACTIONS

Originally selected by the Washington Redskins in the fifth round (154th overall) of the 2013 NFL Draft... Waived by the Redskins on August 30, 2014... Signed to the Redskins' practice squad on August 31, 2014... Signed to the Redskins' active roster on December 11, 2014... Re-signed with the Redskins on March 17, 2016... Re-signed with the Redskins on April 21, 2017.

PRO

Third down back who enters 2017 having previously appeared in 35 career regular season games... In first four seasons (2013-16), rushed 106 times for 584 yards with three rushing touchdowns and caught 49 passes for 349 yards with five receiving touchdowns... Versatile weapon who was one of only two players in the NFL to record at least 60 carries, 40 receptions and 15 kickoff returns in 2016 (Green Bay's Ty Montgomery).

YEAR-BY-YEAR

2016 (REDSKINS)

Played in all 16 games for the first time in his career, posting career highs in rushing attempts (68), rushing yards (356), rushing touchdowns (three), receptions (49) and receiving yards (349) while matching his career high with two receiving touchdowns. Became the first member of the Redskins to record at least 325 rushing yards and 325 receiving yards in a single season since Roy Helu Jr. in 2011, the 25th such campaign by a member of the Redskins all-time... Was one of only two players in the NFL to record at least 60 carries, 40 receptions and 15 kickoff returns in 2016 (Green Bay's Ty Montgomery)... Caught two passes for 16 yards and added four carries for 23 yards, including his first career rushing touchdown, vs. PIT (9/12)... Caught three passes for 57 yards and gained one yard on two carries vs. DAL (9/18)... Gained 23 yards on six carries and added a 25-yard kick return in a win at NYG (9/25)... Rushed three times for 24 yards, caught two passes for 16 yards and had a 26-yard kick return in a win vs. CLE (10/2), catching a go-ahead five-yard touchdown pass in the fourth quarter... Gained 12 yards on two carries and caught four passes for 33 yards in a win at BAL (10/9)... Gained 37 yards on nine carries and added 29 receiving yards on three catches in a win vs. PHI (10/16)... Led Redskins with 73 yards on 12 carries and added seven catches for 40 yards at DET (10/23)... Rushed seven times for 14 yards and caught five passes for 27 yards in a tie against CIN (10/30) in London... Gained 25 yards on four carries, caught three passes for 11 yards and added a 27-yard kickoff return in a win vs. MIN (11/13)... Rushed twice for 10 yards and made a nine-yard catch in a win vs. GB (11/20)... Gained 17 yards both rushing and receiving on four carries and five catches, respectively, at DAL (11/24)... Rushed twice for 24 yards and caught a 21-yard pass at ARI (12/4)... Rushed three times for 38 yards including a game-winning 25-yard touchdown run at PHI (12/11). Including a 22-yard touchdown run by Robert Kelley earlier in the game, the Redskins had multiple players score rushing touchdowns of 20 yards or longer in a single game for the first time since Week 7 of the 1991 season (Ricky Ervins, 65; Earnest Byner, 21)... Rushed twice for 10 yards and gained 26 yards on five receptions vs. CAR (12/19)... Recorded the first multi-touchdown game of his career in a win at CHI (12/24), rushing

three times for 20 yards with a rushing touchdown and catching one pass for a 17-yard touchdown reception. With both scores in the first quarter, he became the first member of the Redskins to score a rushing touchdown and a receiving touchdown in the same quarter since Kelvin Bryant in the second quarter at Dallas on Oct. 9, 1988... Led the Redskins with six receptions vs. NYG (1/1), gaining 37 yards. Also rushed three times for five yards.

2015 (REDSKINS)

Played in a career-high 13 games, rushing 35 times for 216 yards (6.2 avg.) and recording 35 receptions for 240 yards (6.9 avg.) with two receiving touchdowns, all career highs. Also played in one postseason contest... Recorded a career-long 36-yard kick return and added 11 rushing yards on three carries vs. MIA (9/13)... Converted a crucial third down in the fourth of a win vs. STL (9/20), recording his only catch of the day for 10 yards... Caught team-high eight passes for 57 yards with a touchdown and rushed twice for 29 yards at NYG (9/24). Marked first time since Week 11 of 2014 that a running back led the team in receptions in a game (Roy Helu, Jr.). Became the first member of the Redskins to record a receiving touchdown in consecutive road games against the Giants since Santana Moss across the 2011-12 seasons... Recorded career high in rushing attempts (six) and a then-career-high in rushing yards (53) vs. PHI (10/4). Recorded a career-long 42-yard run on third-and-19 in the first quarter... Rushed three times for 15 yards and caught six passes for 33 yards at ATL (10/11)... Rushed five times for 12 yards and led the team in receptions with six for 26 yards at NYJ (10/18)... Inactive with a back injury vs. TB (10/25)... Caught two passes for 21 yards and recorded an 18-yard kickoff return at NE (11/8)... Rushed twice for a career-high 54 yards and caught one pass for 23 yards vs. NO (11/15)... Gained 10 yards on four carries and caught three passes for seven yards at CAR (11/22)... Rushed twice for seven yards, caught a nine-yard pass and returned a kickoff nine yards in a win vs. NYG (11/29)... Caught four passes for 18 yards and added a six-yard carry vs. DAL (12/7)... Inactive with a shoulder injury at CHI (12/13) and vs. BUF (12/20)... Recorded a 12-yard touchdown reception in a division-clinching win at PHI (12/26)... Rushed seven times for 19 yards in regular season finale at DAL (1/3)... Recorded eight receptions for 89 receiving yards in NFC Wild Card Round vs. GB (1/10). His eight receptions were the most by a running back in a post-season game in team history. Also gained 25 yards on his first career postseason carry.

2014 (REDSKINS)

Spent the first 14 weeks of the season on the team's practice squad before being promoted to the active roster on Dec. 11... Made season debut at NYG (12/14), recorded three rushes for 12 yards and three receptions for 22 yards and a touchdown. Scored a touchdown on the first reception of his career on a nine-yard pass from Griffin III, becoming the first member of the Redskins to score a touchdown on his first career reception since Darrel Young vs. Philadelphia on Nov. 15, 2010... Caught three passes for five yards vs. PHI (12/20)... Inactive vs. DAL (12/28).

2013 (REDSKINS)

Appeared in four games as a rookie as a kick and punt returner. Returned eight kickoffs for 160 yards (20.0 avg.) and seven punts for 36 yards (5.1 avg.)... Made his NFL debut vs. PHI (9/9), returning three kickoffs for 56 yards (18.7 avg.) and one punt for five yards... Returned three kicks

for 59 yards (19.7 avg.) and two punts for nine yards (4.5 avg.) at GB (9/15)... Vs. DET (9/22), had two punt returns for 11 yards (5.5 avg.) and recorded two kickoff returns for 45 yards (22.5 avg.)... Had two punt returns for 11 yards at DAK (9/29)... Inactive at DAL (10/13), vs. CHI (10/20), at DEN (10/27), vs. SD (11/3) and at MIN (11/7)... Placed on the Reserve/Injured list on Nov. 12.

COLLEGE

Appeared in 38 games with eight starts at Florida State, rushing 277 times for 1,735 yards with 14 rushing touchdowns as well as compiling 45 receptions for 430 yards with one receiving touchdown... As a senior in 2012, carried 91 times for 687 yards and five touchdowns in only eight games before suffering a season-ending knee injury. Before injury, was on pace to become FSU's first 1,000-yard back since Warrick Dunn in 1996... Was a co-winner of the ACC's Brian Piccolo Award as the Most Courageous player in 2012 after returning from two broken vertebrae in his back suffered at Wake Forest in early October of 2011... Earned All-ACC second team honors from the media and coaches... Turned in three 100-yard rushing performances in 2012, highlighted by his career-best 197 yards against Wake Forest, which included TD runs of 74 and 80 yards... Was given the Leadership Award on offense at the team's annual banquet... Played in the first five games and started twice in 2011... Was fourth on the team in carries (29) and yards (83)... In 2010, led the Seminoles in rushing with 845 yards on 134 carries, including six rushing touchdowns... Appeared in 14 games with six starts that season and was a home run threat, scoring on runs of 90, 83 and 70 yards. Named Chick-fil-A Bowl Offensive MVP after logging 147 yards on a career-high 25 carries against South Carolina.

PERSONAL

Ranked as the nation's second best all-purpose player coming out of Madison County (Fla.) H.S... Was a four-star prospect who earned PrepStar and Under Armour All-American honors... Battled ankle injuries throughout his senior season... Rushed for 2,300 yards and 33 TDs in leading his team to the state championship... Ran for 203 yards and two TDs in the 2007 state championship game... Born on Oct. 20, 1990.

YEAR-BY-YEAR STATS

RUSHING

Year	Team	GP	GS	Att	Yds	Avg	Lg	TD
2013	Was	4	0	0	0	0	0	0
2014	Was	2	0	3	12	4	7	0
2015	Was	13	0	35	216	6.2	42	0
2016	Was	16	0	68	356	5.2	25t	3
Career		35	0	106	584	5.5	42	3

RECEIVING

Year	Team	GP	GS	Rec	Yds	Avg	Lg	TD
2013	Was	4	0	0	0	0	0	0
2014	Was	2	0	6	27	4.5	9t	1
2015	Was	13	0	35	240	6.9	23	2
2016	Was	16	0	49	349	7.1	38	2
Career		35	0	90	616	6.8	38	5

KICK RETURN

Year	Team	KR	Yds	Avg	Lg	TD
2013	Was	8	160	20	28	0
2015	Was	3	63	21	36	0
2016	Was	17	360	21.2	28	0
Career		28	583	20.8	36	0

PUNT RETURN

Year	Team	KR	Yds	Avg	Lg	TD
2013	Was	7	36	5.1	11	0
Career		7	36	5.1	11	0

ADDITIONAL

Fumbles-Lost: 2-0 in 2015, 2-1 in 2016

POSTSEASON STATS

RUSHING

Year	Team	GP	GS	Att	Yds	Avg	Lg	TD
2015	Was	1	0	1	25	25.0	25	0
Career		1	0	1	25	25.0	25	0

RECEIVING

Year	Team	GP	GS	Rec	Yds	Avg	Lg	TD
2015	Was	1	0	8	89	11.1	38	0
Career		1	0	8	89	11.1	38	0

CAREER HIGHS

SINGLE-GAME

Carries:	12, at Detroit (10/23/16)
Rushing Yards:	73, at Detroit (10/23/16)
Long (Rushing):	42, vs. Philadelphia (10/4/15)
Rushing TD:	1, three times, last at Chicago (12/24/16)
Receptions:	8, twice, last vs. Green Bay (1/10/16)
Receiving Yards:	89, vs. Green Bay (1/10/16)
Receiving TD:	1, six times, last at Chicago (12/24/16)
Kick Returns:	3, several times, last at CIN (10/30/16)
Kick Return Yards:	59, at Green Bay (9/15/13)
Punt Returns:	2, twice, last at Oakland (9/29/13)
Punt Return Yards:	11, twice, last at Oakland (9/29/13)

10

KENDAL THOMPSON

WR**6-2 // 196****1st NFL Season // Utah****DOB: May 14, 1992 // Southmoore H.S. (Oklahoma City, Okla.)**

TRANSACTIONS

Originally entered the NFL with the Washington Redskins as a college free agent on July 27, 2016... Waived on September 3, 2016... Signed to the Redskins' practice squad on September 4, 2016.

YEAR-BY-YEAR

2016 (REDSKINS)

Joined the team in training camp and spent the entire season on the team's practice squad.

COLLEGE

Played collegiately at Utah (2014-15) and Oklahoma (2011-13), appearing in 13 career games primarily as a quarterback at the two schools... Played three games at quarterback and lined up at receiver in the Las Vegas Bowl as a senior at Utah in 2015. Went 28-of-36 passing for a 132.7 passing efficiency with one touchdown in addition to adding 19 rushes for 55 yards and two touchdowns on the year... Played in seven games with two starts at Utah in 2014 before a season-ending injury. Completed 32-of-52 pass attempts for 324 yards and two touchdowns while also rushing 56 times for 192 yards and one touchdown... Spent first three seasons at Oklahoma. Played in two games for Oklahoma in 2013 after returning from a preseason foot injury, completing 4-of-13 passes for 64 yards and a touchdown... Did not play in 2012 and redshirted in 2011.

PERSONAL

Attended Southmoore H.S. in Oklahoma City, Okla., where he earned Under Armour All-American honors... Earned the 2011 Franklin D. Watkins Memorial Trophy Award, recognizing outstanding achievement in athletics, scholastics and community service by an African-American male high school senior... Limited by injury to three games as a senior... Threw for 2,793 yards (166-of-259) and 29 touchdowns as a junior in 2009. Also rushed for 466 yards and 10 touchdowns (134 carries) as a junior... Second-team all-state honoree by The Oklahoman... Rated the No. 3 player in Oklahoma by Rivals.com and the No. 21 quarterback in the country... Attended the Elite 11 Quarterback Camp... Received bachelor's degree in communications from Oklahoma in 2014 and a second degree in educational psychology from Utah in December 2015... Son of Charles and Kori Thompson. Father played quarterback at Oklahoma from 1987-88... Member of the Kiowa Tribe of Oklahoma (mother, Kori, is half-Kiowa)... Father of daughter, Kynleigh, who was born in 2011... Born May 14, 1992.

LYNDEN TRAIL

48



LB

6-7 // 277

1st NFL Season // Norfolk State

DOB: March 19, 1991 // Booker T. Washington H.S. (Miami, Fla.)

TRANSACTIONS

Originally entered the NFL with the Houston Texans as a college free agent on May 8, 2015... Waived by the Texans on September 11, 2015... Signed to the Washington Redskins' practice squad on October 5, 2015... Released from the Redskins' practice squad on October 12, 2015... Signed to the Redskins' practice squad on November 23, 2015... Waived on September 3, 2016... Signed to the Redskins' practice squad on September 4, 2016... Released from the Redskins' practice squad on September 19, 2016... Signed to the Los Angeles Rams' practice squad on September 28, 2016... Released from the Rams' practice squad on October 1, 2016... Signed to the Redskins' practice squad on December 22, 2016... Signed to the Redskins' active roster on December 23, 2016.

YEAR-BY-YEAR

2016 (REDSKINS/RAMS)

Played in the final two games of the season for Washington... Spent the offseason with the Redskins but was waived on Sept. 3... Spent Weeks 1-2 on the Redskins' practice squad and three days on the Rams' practice squad in Week 4... Returned to the Redskins' practice squad in Week 16 and was promoted to the active roster a day later... Made NFL debut in a win at CHI (12/24), adding a solo tackle and a pass defensed... Assisted on a tackle vs. NYG (1/1).

2015 (TEXANS/REDSKINS)

Spent the offseason with the Texans before being waived in Week 1... Recorded two different stints on the Redskins' practice squad.

COLLEGE

Played collegiately at Norfolk State from 2012-14 after transferring from Florida... Appeared in 35 career games, starting 27. Posted 255 career tackles (101 solo, 41 for loss), 16 passes broken up, 15 sacks, and eight forced fumbles... Started all 12 games in 2014, becoming the second NSU defensive player in the Division I era (since 1997) to earn first-team All-MEAC honors and some form of FCS All-America recognition in three straight years. Recorded 91 tackles, 11.5 tackles for loss, 5.0 sacks, four pass breakups, two forced fumbles, two blocked kicks and one fumble recovery... Started all 12 games in 2013 and was a finalist for the Buck Buchanan Award (top defender in the FCS) on top of earning first-team All-MEAC honors. Posted 94 total tackles (12.5 for loss), 8.5 sacks and tied for the national lead with five forced fumbles... Played in 11 games with three starts in 2012, earning all-MEAC first team honors. Led Spartans in total tackles (70, including 17 for loss) and tied for the team lead with six sacks... Redshirted at Florida in 2010 and transferred following the 2011 season.

PERSONAL

Attended Booker T. Washington H.S. in Miami, where he recorded 95 tackles, a league-high 22 sacks, a school-record 15 pass deflections and two interceptions as a senior... Was a first-team All-Dade County, all-league and all-state selection... Named a second-team Florida Sportswriters Association 4A all-state selection as a junior, when he posted 77 tackles and 14 sacks... Was a four-star recruit according to Rivals.com and Scout.com... Also ran track in high school... Was Norfolk State's first Senior Bowl invitee... Majored in mass communication... Son of Dorothea Williams... Born March 19, 1991.

YEAR-BY-YEAR STATS

DEFENSE

Year	Team	G	GS	Tack	Solo	Sack	INT	PD
2016	Was	2	0	2	1	0	0	1
Career		2	0	2	1	0	0	1

*Tackle stats according to STATS, LLC

59

ZACH VIGIL

LB**6-2 // 238****3rd NFL Season // Utah State****DOB: March 28, 1991 // Clearfield (Utah) H.S.**

TRANSACTIONS

Originally entered the NFL with the Miami Dolphins as a college free agent on May 8, 2015... Waived by the Dolphins on December 19, 2016... Claimed off waivers by the Washington Redskins on December 20, 2016.

PRO

Joined the Redskins late in the 2016 season... Enters 2017 having previously appeared in 25 career games with two starts. Recorded 11 defensive tackles (eight solo) in his first two seasons from 2015-16.

YEAR-BY-YEAR

2016 (DOLPHINS/REDSKINS)

Appeared in nine total games, seven with Miami and two with Washington... Spent the first eight weeks of the season on the Reserve/Non-Football Injury list before being reinstated on Nov. 5... Made season debut vs. NYJ (11/6)... Played in seven games with Miami from Weeks 9-15 prior to being waived on Dec. 19... Joined the Redskins via waiver claim on Dec. 20... Made Redskins debut on defense and special teams in a win at CHI (12/24)... Contributed on special teams vs. NYG (1/1).

2015 (DOLPHINS)

Played in all 16 games with two starts... Recorded 11 tackles (eight solo)... Added seven solo special teams stops and one blocked punt... Blocked a Donnie Jones punt, which set up a 13-yard Lamar Miller touchdown reception in 20-19 victory at PHI (11/15)... Made first career start and totaled three tackles (two solo) vs. DAL (11/22)... Registered a season-high two solo special teams tackles at NYJ (11/29)... Posted three solo stops in a start vs. IND (12/27).

COLLEGE

Played collegiately at Utah State, where he set the school record with 43.5 career tackles for loss... Ranked No. 5 all-time in school history with 389 tackles (163 solo)... Started all 14 games as a senior in 2014 and recorded 156 tackles. His 20.5 tackles for loss tied for the most in Mountain West history... Earned All-America honors from USA Today Sports (second team), Phil Steele (third team), Athlon Sports (fourth team) and SI.com (honorable mention) and was named Mountain West Defensive Player of the Year... Played in 14 games as a junior in 2013. Recorded 124 tackles (47 solo), 12.5 tackles for loss, two sacks, two forced fumbles and one interception... Played in 13 games as a sophomore in 2012, recording 105 tackles (34 solo), 9.5 tackles for loss and a forced fumble... Played in four games as a redshirt freshman in 2011, posting four tackles... Redshirted in 2010.

PERSONAL

Attended Clearfield (Utah) H.S., where he was a two-time all-state and all-region honoree... Played both wide receiver and safety... Recorded 59 tackles, 3.5 sacks and one interception on defense... Posted a team-leading 32 receptions for 355 yards (11.1 avg.) with one touchdown... Named as a second-team all-region honoree in wrestling, helping his school to a 32-4 record... Member of the school's honor roll... Graduated from Utah State in the spring of 2014 with a degree in interdisciplinary studies and earned his second bachelor's degree in business administration in the summer of 2015... Younger brother, Nick, was a teammate at Utah State and a third-round draft choice of the Cincinnati Bengals in 2016... Born March 28, 1991.

YEAR-BY-YEAR STATS

DEFENSE

Year	Team	G	GS	Tack	Solo	Sack	INT	PD
2015	Mia	16	2	11	8	0	0	0
2016	Mia/Was	9	0	0	0	0	0	0
Career		25	2	11	8	0	0	0

*Tackle stats according to STATS, LLC

5

TRESS WAY

P**6-1 // 216**
4th NFL Season // Oklahoma**DOB: April 18, 1990 // Union H.S. (Tulsa, Okla.)**

HONOR ROLL

Special Teams Captain (2015)

TRANSACTIONS

Originally entered the NFL with the Chicago Bears as a college free agent on April 28, 2013... Waived by the Bears on August 25, 2013... Signed with the Bears on January 1, 2014... Waived by the Bears on August 18, 2014... Claimed on waivers by the Washington Redskins on August 20, 2014... Signed multi-year contract extension on March 12, 2016.

YEAR-BY-YEAR

2016 (REDSKINS)

Punted in all 16 games, averaging 45.1 yards and 38.9 net yards on 49 punts with 15 downed inside the 20 and four touchbacks. His 49 punts were the fewest by any Redskins punter who punted in all 16 games in a season... Punted once vs. PIT (9/12), pinning the Steelers inside the 20-yard line with a 27-yard punt... Averaged 37.5 yards on two punts vs. DAL (9/18), downing one inside the 20... Punted twice with an average of 45.5 yards per punt in a win at NYG (9/25). Also completed his first career pass attempt, a 31-yard gain to Quinton Dunbar on a fake punt. The fake punt was the Redskins' first successful fake kick of any kind since Week 10 of the 2009 season vs. Denver, when punter Hunter Smith connected with fullback Mike Sellers for a 35-yard touchdown... Posted then-season highs in punts (three), punting average (48.7), punts downed inside the 20 (two) and longest punt (59) in a win vs. CLE (10/2)... Punted six times for an average of 42.2 yards with two downed inside the 20 in a win at BAL (10/9)... Averaged 52.8 yards on four punts in a win vs. PHI (10/16)... Punted twice for an average of 43.0 yards at DET (10/23)... Averaged 42.7 yards per punt on three punts in a tie against CIN (10/30) in London... Punted twice for an average of 46.0 yards in a win vs. MIN (11/13)... Averaged 38.0 yards on three punts in a win vs. GB (11/20)... Punted once for 39 yards at DAL (11/24)... Averaged 44.5 yards on two punts including a 59-yarder at ARI (12/4)... Averaged 47.0 yards on three punts with a net average of 45.3 yards in a win at PHI (12/11)... Averaged 47.7 yards on six punts vs. CAR (12/19)... Punted twice for an average of 41.5 yards per punt in a win at CHI (12/24)... Averaged 49.7 yards on a season-high seven punts vs. NYG (1/1).

2015 (REDSKINS)

Appeared in all 16 regular season games and one postseason contest. Punted 70 times in the regular season for an average of 46.1 yards per punt, the fifth-best season average in team history. Averaged 38.8 net yards per punt, the second-best single-season average in team records available back to 1976... Averaged 41.3 yards per punt on three punts vs. MIA (9/13)... Punted six times for 244 yards (40.7 avg.) with one downed inside the 20 vs. STL (9/20)... Punted once for 36 yards and had a 50-yard kickoff following a safety at NYG (9/24)... Punted five times for an average of 44.2 yards per punt vs. PHI (10/4). Recorded a then-season-long 63-yard punt in the second quarter, his longest punt since registering a career-long 77-yarder in Week 4 in 2014... Averaged 50.3 yards per punt on four punts at ATL (10/11), his best since Sept. 25, 2014 (58.3 vs. NYG)... Punted six times for 48.0 yards per punt with a long of 53 yards at NYJ (10/18)... Averaged 47.3 yards on four punts vs. TB (10/25)... Punted

four times for an average of 47.0 yards with a long of 55 at NE (11/8)... Punted twice for an average of 43.5 yards in a win vs. NO (11/15)... Posted season highs in gross punting average (53.2) and net punting average (53.0) at CAR (11/22)... Punted six times for an average of 44.7 yards per punt, including three downed inside the 20 and a long of 60 in a win vs. NYG (11/29)... Punted six times for 253 yards (42.4 average) with one downed inside the 20 vs. DAL (12/7)... Averaged 43.0 yards per punt on four punts against his former team at CHI (12/13), including a season-long 64-yarder... Punted three times for an average of 46.7 yards in a win vs. BUF (12/20)... Averaged 49.6 yards on a season-high seven punts in a division-clinching win at PHI (12/26)... Averaged 50.0 yards on four punts, including three downed inside the 20 in the regular season finale at DAL (1/3)... In NFC Wild Card Round vs. GB (1/10), averaged 50.6 yards per punt on five punts, the third-best single-game postseason average in team history. Recorded a 60-yard punt in the first quarter, the third-longest punt in franchise postseason history.

2014 (REDSKINS)

Joined the Redskins via waiver claim in the preseason and punted in all 16 games, averaging 47.5 yards on 77 punts (40.0 net) with 22 punts downed inside the 20... Became the first member of the Redskins to lead the NFL in punting for a season since Sam Baker in 1958... Finished with the fourth-best gross average in team history, trailing only Sammy Baugh's full-season NFL record (51.4 yards per punt in 1940) and Baugh's 1941 and 1942 campaigns (48.7 and 48.2)... 40.0-yard net punting average was the highest by a Redskins punter in records dating back to 1976, surpassing Matt Turk's mark of 39.2 net yards set in both 1996 and 1997... Made NFL debut at HOU (9/7), punting five times with an average of 49.2 yards with two downed inside the 20 and a long of 61... Punted four times for an average of 49.8 yards with a long of 61 vs. JAX (9/14)... Averaged 56.7 yards on three punts with a net of 41.0 yards per punt and a long of 65 at PHI (9/21)... Averaged a career-high 58.3 yards per punt on four punts vs. NYG (9/25), falling 1.1 yards shy of matching Pro Football Hall of Famer Sammy Baugh's team record for punting average in a single game (59.4 at Detroit on Oct. 27, 1940). Recorded a career-long 77-yard punt in the third quarter, tying Steve Cox for the third-longest punt in franchise history (Nov. 1, 1987 at Buffalo)... Punted eight times with an average of 49.9 yards per punt and a long of 59 vs. SEA (10/6)... Punted five times for an average of 47.4 yards with a long of 58 yards at ARI (10/12)... Punted three times with an average of 41.3 yards per punt vs. TEN (10/19)... Averaged 46.2 yards per punt on five punts and had three punts downed inside the 20 in an overtime win at DAL (10/27)... Punted three times at MIN (11/2), averaging 45.3 yards per punt with a long of 51... Punted four times with an average of 44.3 yards per punt and a long of 55 vs. TB (11/16)... Matched career highs in punts (eight) and punts downed inside the 20 (three) at SF (11/23), accumulating 373 yards for an average of 46.6 yards per punt... Averaged 46.5 yards on six punts at IND (11/30), placing three inside the 20... Averaged 45.8 yards on six punts and added a two-yard rushing attempt vs. STL (12/7)... Punted six times with an average of 45.2 yards per punt at NYG (12/14)... Punted three times with an average of 44.3 yards per punt vs. PHI (12/20). Placed all three punts inside the 20... Punted four times with an average of 44.0 yards per punt. Recorded a 60-yard punt in the third quarter, becoming the first Redskins punter to post a 60-yard punt in five games in a single season since Matt Turk in 1998.

2013 (BEARS)

Spent the offseason with the Bears before being released on Aug. 25.

COLLEGE

Appeared in 53 games at Oklahoma from 2008-12, punting 250 times for 10,988 yards (44.0 avg) with 36 touchbacks and 91 punts downed inside the 20... Had 71 punts of 50-plus yards during his career with a long of 85... Exited OU ranking No. 1 in school history with a 44.0 yards-per-punt average... Set Oklahoma career record with 71 punts of 50-plus yards... Named All-Big 12 Honorable Mention by coaches as a senior, placing 22 of his 53 punts inside the opponents' 20-yard line with just eight touchbacks... Named honorable mention All-Big 12 by AP and coaches as a junior after placing 34 of his 63 punts inside the opponents' 20-yard line with just six touchbacks... Was honorable mention All-American by Sports Illustrated, All-Big 12 second team by Phil Steele and All-Big 12 honorable mention from the media and the coaches as a sophomore. Rotated with kickoff duties as well and had nine touchbacks on 70 kickoffs while averaging 63.0 yards per kick... Named Sporting News third-team All-American and first-team All-Big 12 by the Waco Tribune Herald and second-team by AP, coaches, Dallas Morning News and Fort Worth Star-Telegram as a redshirt freshman. Led the Big 12 and ranked No. 3 nationally in punting average that season.

PERSONAL

Attended Union H.S. in Tulsa, Okla., where he was a member of all-state teams for both The Oklahoman and Tulsa World... Named district special teams player of the year as a senior... Handled kicking duties, converting all 42 extra point attempts and 14-of-19 field goal attempts... Selected to play in the 2008 Oil Bowl... Created a trivia game titled "What's Your Bid?" following training camp in 2016 and is securing funding after developing the prototype... Wife, Brianna Way (née Turang), was an All-American and national champion softball player at Oklahoma... Son of Debra and Leo Way... Born on April 18, 1990.

CAREER HIGHS**SINGLE-GAME**

Punts: 8, twice, last at San Francisco (11/23/14)
Punting Yards: 399, vs. Seattle (10/6/14)
Punting Average: 58.3, vs. NY Giants (9/25/14)
Punting Long: 77, vs. NY Giants (9/25/14)
Downed Inside 20: 3, many times, last vs. Green Bay (1/10/16)
Net Punting Average: 55.5, vs. NY Giants (9/25/14)

COMMUNITY

Has been active in the D.C. area since joining the team in 2014... In 2016, promoted healthy lifestyle habits at the 138th annual White House Easter Egg roll on the South Lawn, played alongside fans to benefit children in the second annual Redskins Charity Golf Classic, walked the runway alongside the Women of Washington to raise money for the WRFC at the second annual Redskins Runway Show, and donated winter coats and Redskins hats to 300 elementary school students from seven local area schools at the eighth annual Share the Warmth event... In 2015, attended the Draft Day Party and inaugural Redskins Golf Classic, treated Steuart Weller Elementary to a Play 60 celebration to reward them for winning the Draft Day Dash Challenge, assembled care packages for victims of domestic violence in collaboration with the Fear 2 Freedom and Rookie Community Club, interacted with children during training camp at the Redskins All-Star Experience, participated in the WDW Wives Fashion Show, provided Fuel Up to Play 60 Hometown Grant money to help school districts and/or individual schools facilitate sustainable physical activity and healthy eating improvements, gave advice to high school football players at the 4th & Life High School Football Forum, provided winter coats and hats to students from elementary schools in the surrounding metro area, hosted seven TAPS families for a military appreciation event at Top Golf in Ashburn, Va. and welcomed 1,100 children into the Redskins locker room at FedExField to meet Santa and take home toys for Christmas at Skins Santa Shoppe... In 2014, encouraged students at Dumfries Elementary to exercise for 60 minutes and read for 20 minutes every day, brought joy to 31 women battling breast cancer at the team's annual All-Star Survivors Celebration, led elementary students through drills at the Fuel Up to Play 60 Mini-Combine, distributed Thanksgiving food to 3,000 Prince George's County residents in need at the team's annual Harvest Feast, distributed winter coats and Redskins knit hats and scarves to over 300 children from the Maryland, D.C. and Virginia areas at the Covered for the Holidays event, coached women through football drills at Redskins Park on WDW Ladies Night Out, and played video games online with active serving military members stationed overseas during a Redskins Salute: Pros vs. GI Joes event... Involved in Fellowship of Christian Athletes with his wife, Brianna.

YEAR-BY-YEAR STATS**PUNTING**

Year	Team	No.	Yds	Avg.	Lg	In 20	TB	Net
2014	Was	77	3659	47.5	77	22	7	40.0
2015	Was	70	3224	46.1	64	21	7	39.8
2016	Was	49	2209	45.1	61	15	4	38.9
Career		196	9092	46.4	77	58	18	39.7

KICKOFFS

Year	Team	KO	TB	Pct	Yds	Avg
2014	Was	18	9	50	1174	65.2
2015	Was	2	0	0	120	60.0
Career		20	9	45	1294	64.7

ADDITIONAL

Passing: 1-for-1, 31 yds. (2016)

Rushing: 1 att. for 2 yds. (2014)

POSTSEASON PUNTING

Year	Team	No.	Yds	Avg.	Lg	In 20	TB	Net
2015	Was	5	253	50.6	60	3	0	44.8
Career		5	253	50.6	60	3	0	44.8

63

ISAIAH WILLIAMS

G**6-3 // 306****1st NFL Season // Akron****DOB: May 5, 1993 // John Adams H.S. (Cleveland, Ohio)**

TRANSACTIONS

Originally entered the NFL with the Washington Redskins as a college free agent on August 3, 2016... Waived on September 3, 2016... Signed to the Redskins' practice squad on September 4, 2016.

YEAR-BY-YEAR

2016 (REDSKINS)

Joined the team in training camp and spent the entire season on the team's practice squad.

COLLEGE

Played collegiately at Akron from 2011-15, appearing in 45 career games for the Zips... Appeared in 10 games on the offensive line as a senior in 2015, helping the offense average 164.2 rushing yards per game and earning third-team All-MAC honors... Played in 12 contests on the offensive line as a junior in 2014... Played in one game in 2013 before taking a redshirt. Spent the year transitioning from the defensive line to the offensive line... Appeared in 11 games as a defensive lineman as a sophomore in 2012. Recorded 13 tackles... Played in 11 games on the defensive line as a freshman in 2011 and was credited with 13 tackles.

PERSONAL

Attended John Adams H.S. in Cleveland, where he was a three-year starter and an all-state team selection... As a senior, posted 30 tackles (18 solo), seven tackles for loss and five sacks... Named to the East-West All Star Game... Also participated in basketball and track... Son of Michael Williams and Peppi Johnson. Has two siblings, Aiesha and Rajah... Born May 5, 1993.

COMMUNITY

In 2016, introduced the Redskins Read Playbook to fourth and fifth graders at Bancroft Elementary School in Washington, D.C., taught children the importance of exercising for 60 minutes a day at a Redskins Salute to Play 60 event at Joint Base Anacostia Bolling, led 100 students at Marine Corps Base Quantico through activity stations at the Salute to Play 60 Combine, read to students as they were prompted to select books delivered by the Redskins to add to their personal libraries at Savoy Elementary in Washington, D.C., and welcomed 200 elementary school kids into the Redskins locker room at FedExField to meet Santa and take home toys for Christmas at Skins Santa Shoppe.

71



TRENT WILLIAMS

T

6-5 // 320

8th NFL Season // Oklahoma

DOB: July 19, 1988 // Longview (Texas) H.S.

HONOR ROLL

Offensive Captain (2011-16)
 Five-time Pro Bowl selection (2012-16 seasons)
 Second-team Associated Press All-Pro (2015)
 Sporting News All-Pro (2016)
 Two-time PFWA All-NFC (2015-16)
 NFL Top 100 Players
 >> No. 99 after 2012, 60 after 2013, 47 after 2014, 45 after 2015, 47 after 2016

TRANSACTIONS

Originally selected by the Washington Redskins in the first round (fourth overall) of the 2010 NFL Draft... Signed multi-year contract extension on August 30, 2015.

PRO

One of the game's preeminent left tackles who enters 2017 having played in 97 career regular season games with 96 starts... Earned his first career Pro Bowl selection following the 2012 season and has earned a selection in every season since... With his fifth consecutive Pro Bowl selection in 2016, joined Pro Football Hall of Fame safety Ken Houston (seven straight from 1973-79) and Pro Football Hall of Fame linebacker Chris Hanburger (five straight from 1972-76) as the only members of the Redskins since 1970 to earn Pro Bowl honors in five straight seasons... Was the first offensive tackle selected by the Redskins in the first round of the NFL Draft since Chris Samuels in 2000 (third overall).

YEAR-BY-YEAR

2016 (REDSKINS)

Started all 12 games in which he appeared. Earned fifth consecutive Pro Bowl selection, joining safety Ken Houston (seven straight from 1973-79) and linebacker Chris Hanburger (five straight from 1972-76) as the only members of the Redskins since 1970 to earn Pro Bowl honors in five straight seasons... Part of an offensive line that led the Redskins to team records in total net yards (6,545), net passing yards (4,758) and yards per play (6.40) while allowing only 23 sacks, fourth-fewest in the NFL... Started at left tackle vs. PIT (9/12) and helped the Redskins hold the Steelers without a sack on 43 team pass attempts... Started at left tackle vs. DAL (9/18), helping the offense post 432 yards of offense... Started at left tackle in a win at NYG (9/25), contributing to a 403-yard effort. Played extensively at left guard in the second half after the team lost center Kory Lichtensteiger and left guard Shawn Lauvao to injury. Took out two Giants defenders on a single block on receiver Jamison Crowder's 55-yard screen pass touchdown... Started at left tackle in wins vs. CLE (10/2) and at BAL (10/9)... Started at left tackle in a win vs. PHI (10/16), guiding the offense to 230 rushing yards, its highest total since 2012... Started at left tackle in a 413-yard offensive performance at DET (10/23)... Started at left tackle in a tie against CIN (10/30) in London, helping the offense record 548 yards of offense, the team's largest offensive output since a 559-yard effort vs. Atlanta on Nov. 10, 1991... Served a four-game suspension in Weeks 10-13... Returned to action in a win at PHI (12/11), starting at left tackle and providing a key block on Chris Thompson's game-winning 25-yard touchdown run... Started at left tackle and helped Kirk Cousins throw for 315 yards vs. CAR

(12/19)... Started at left tackle and helped the Redskins to 200-plus yards both on the ground and in the air in a win at CHI (12/24)... Started at left tackle in season finale vs. NYG (1/1).

2015 (REDSKINS)

Started all 14 regular season games in which he appeared and started one postseason contest... Earned his fourth consecutive Pro Bowl selection, joining Chris Samuels and Joe Jacoby as the only Redskins tackles to make four consecutive trips to the Pro Bowl since the merger... Earned second-team AP All-Pro honors and once again served as the team's offensive captain... Started at left tackle and helped the Redskins rush for 161 yards vs. MIA (9/13)... Helped the Redskins post 182 rushing yards in a start at left tackle vs. STL (9/20)... Started at left tackle at NYG (9/24)... Started at left tackle vs. PHI (10/4), helping the offense go 90 yards on its final drive for a come-from-behind victory... Started at left tackle at ATL (10/11)... Inactive with multiple injuries at NYJ (10/18)... Started at left tackle in the largest comeback win (24 points) in team history vs. TB (10/25)... Started at left tackle at NE (11/8)... Started at left tackle vs. NO (11/15), blocking for the Redskins' first combined 300-yard passing game/200-yard rushing game since Super Bowl XXII... Started at left tackle at CAR (11/22)... Started at left tackle and helped Kirk Cousins throw for his fourth 300-yard game of the season in a win vs. NYG (11/29)... Started at left tackle vs. DAL (12/7)... Started at left tackle in a win at CHI (12/13)... Started at left tackle for Cousins' team-record-setting sixth 300-yard passing game of the season in a win vs. BUF (12/20)... Started at left tackle in a division-clinching win at PHI (12/26)... Inactive at DAL (1/3)... Started at left tackle in NFC Wild Card Round vs. GB (1/10).

2014 (REDSKINS)

Named offensive captain by his teammates prior to the season... Started all 15 games in which he played and earned his third consecutive Pro Bowl selection... Started at left tackle at HOU (9/7)... Started at left tackle vs. JAX (9/14), helping the Redskins to 41 points and 449 net yards... Started at left tackle and blocked for Kirk Cousins' 427-yard passing day at PHI (9/21)... Started at left tackle vs. NYG (9/25), vs. SEA (10/6) and at ARI (10/12)... Started at left tackle in a comeback win vs. TEN (10/19)... Started at left tackle in an overtime win at DAL (10/27), helping Colt McCoy and the Redskins to 409 total yards... Started at left tackle at MIN (11/2)... Started but exited the game with an injury vs. TB (11/16)... Inactive with knee and ankle injuries at SF (11/23)... Started at left tackle and helped protect for Colt McCoy's career-high 392 passing yards at IND (11/30)... Started at left tackle vs. STL (12/7) and at NYG (12/14)... Started at left tackle and fought through injury in a win vs. PHI (12/20)... Started at left tackle vs. DAL (12/28).

2013 (REDSKINS)

Made his second consecutive Pro Bowl after starting all 16 games for the second straight seasons... Voted by his teammates as an offensive captain prior to the start of the season... Started at left tackle and helped quarterback Robert Griffin III pass for 329 yards vs. PHI (9/9)... Started at left tackle and helped the Redskins produce a 300-yard passer and 100-yard rusher at GB (9/15)... Started at left tackle vs. DET (9/22) and helped Griffin III throw for 300 yards for a third consecutive week... Started at left tackle at OAK (9/29) and helped the team to its first win of the season... Started at left tackle at DAL (10/13), helping Washington post

more than 200 yards both rushing and passing... Started at left tackle vs. CHI (10/20), helping the Redskins post 499 yards and 45 points... Started at left tackle at DEN (10/27)... Started at left tackle vs. SD (11/3) as the Redskins posted 500 yards of offense... Started at left tackle and helped the Redskins to 191 rushing yards at MIN (11/7)... Started at left tackle in another 400-yard offensive performance at PHI (11/17)... Started at left tackle vs. SF (11/25), vs. NYG (12/1) and vs. KC (12/8)... Started at left tackle at ATL (12/15) and helped Kirk Cousins throw for 381 yards... Started at left tackle vs. DAL (12/22) and at NYG (12/29).

2012 (REDSKINS)

Started all 16 regular season games and earned his first career Pro Bowl nod for his performance at left tackle all season... Was named by his teammate as an offensive captain prior to the start of the season... Started at left tackle and helped Robert Griffin III throw for 320 yards in a season-opening win at NO (9/9)... Started at left tackle and helped the Redskins rush for 176 yards at STL (9/16)... Started at left tackle at CIN (9/23) and eventually left the game with a bone bruise in his knee... Started at left tackle at TB (9/30) and was specifically praised by Mike Shanahan for his toughness and his play in playing the entire game despite missing most of the week of practice with a bone bruise in his knee... Started at left tackle and helped Alfred Morris to his second consecutive 100-yard rushing game vs. ATL (10/7)... Started and helped the Redskins rush for 183 yards vs. MIN (10/14)... Started at NYG (10/21), contributing to the team's 248 rushing yards and 480 yards of total offense... Started at PIT (10/28) and vs. CAR (11/4)... Started in a win vs. PHI (11/18) and helped Robert Griffin III post a perfect passer rating... Started at left tackle in a Thanksgiving Day win at DAL (11/22), helping Griffin III become the first player in team history to throw four touchdown passes in consecutive games... Despite playing with a thigh bruise that significantly limited him during the week, started at left tackle in a win vs. NYG (12/3) on Monday Night Football and helped the Morris rush for a career-high 124 yards while also anchoring a unit that did not allow a sack... Started at left tackle and helped the Redskins rush for 172 yards in a win vs. BAL (12/9)... Started and blocked for Kirk Cousins' 329-yard starting debut in a win at CLE (12/16)... Started in a win at PHI (12/23)... Started and helped Morris to the single-season team record for rushing yardage with a 200-yard effort in a division-clinching win vs. DAL (12/30)... Started his first career postseason game in the NFC Wild Card Round vs. SEA (1/6).

2011 (REDSKINS)

Started 10 games at left tackle... Started at left tackle in a season-opening win vs. NYG (9/11)... Started at left tackle vs. ARI (9/18) and helped pave the way for a running attack that totaled 35 carries for 172 yards (4.9 avg.)... Started at left tackle at DAL (9/26) and helped protect quarterback Rex Grossman, who passed for 250 yards... Started at left tackle at STL (10/2) and blocked for a rushing attack that totaled 196 yards, a season high... Started at left tackle vs. PHI (10/16) before exiting with a knee injury... Was inactive at CAR (10/23) and at BUF (10/30)... Started at left tackle vs. SF (11/6) and at MIA (11/13)... Started at left tackle vs. DAL (11/20) and protected quarterback Rex Grossman, who passed for 292 yards and two touchdowns for a quarterback rating of 95.5... Started at left tackle at SEA (11/27) in a comeback road win. Blocked for Grossman, who passed for a season-high 314 yards, as well as running back Roy Helu, who rushed for 108 yards and a touchdown... Started at left tackle vs. NYJ (12/4), blocking for Helu, who rushed for more than 100 yards for the second consecutive game... Placed on Reserve/Suspended by Commissioner List on Dec. 6...

2010 (REDSKINS)

Appeared in 14 games, making 13 starts... Made his NFL debut at left tackle vs. DAL (9/12) and helped hold the Dallas defense to only one sack... Opened the game at left tackle vs. HOU (9/19) and helped provide protection for Donovan McNabb to throw for 426 yards... Declared inactive at STL (9/26) and at PHI (10/3) with a knee/toe injury... Started at left tackle vs. GB (10/10) and provided protection for Donovan McNabb to throw for 357 yards and one touchdown... Started at left tackle vs. IND (10/17) and opened holes for Ryan Torain to gain the first 100-yard rushing game of his career. Held defensive end Dwight Freeney without a sack... Started at left tackle at CHI (10/24). Cleared the way for Ryan Torain to rush for 125 yards and average six yards per carry. Held Julius Peppers without a sack... Started at left tackle at DET (10/31)... Started at left tackle vs. PHI (11/15). Opened holes for running back Keiland Williams to set career highs with 16 rushes for 89 yards (5.6 avg.) and two touchdowns. Provided protection for Donovan McNabb to complete 17-of-31 passing attempts for 295 yards and a season-high two touchdowns... Started at left tackle at TEN (11/21). Provided protection for quarterback Donovan McNabb to complete 30-of-50 passing attempts for 376 yards and one touchdown... Started at left tackle vs. MIN (11/28)... Played at left tackle at NYG (12/5) and provided protection for quarterback Donovan McNabb to complete 26-of-44 passing attempts for 296 yards and one touchdown. Was limited by a shoulder injury... Started at left tackle vs. TB (12/12). Opened holes for running back Ryan Torain to set a career high with 172 yards on 24 carries (7.2 avg.), including 158 yards in the first half and 121 in the first quarter. Provided protection for Donovan McNabb to complete 22-of-35 passing attempts for 228 yards, two touchdowns and have a 100.7 passer rating... Started at left tackle at DAL (12/19) and provided protection for quarterback Rex Grossman to complete 25-of-43 passing attempts for 322 yards and a career-high four touchdowns... Opened the game at left tackle at JAX (12/26)... Started at left tackle vs. NYG (1/2). Provided protection for quarterback Rex Grossman to complete 26-of-44 passing attempts for 336 yards and two touchdowns.

COLLEGE

Started 39-of-50 games during his Oklahoma career, including 12 at left tackle and 27 on the right side... Was named first-team All-American as a senior in 2009, a third-team All-American as a junior in 2008 and a second-team Freshman All-American in 2006... Also earned first-team All-America honors by The NFL Draft Report, American Football Coaches Association, Walter Camp Football Foundation, Associated Press, Dallas Morning News, Fort Worth Star-Telegram, Kansas City Star and Waco Herald Tribune as a senior... Earned consensus first-team All-Big 12 Conference honors after he shifted to left tackle in his final season and allowed just two quarterback sacks... Played in 11 games as a senior before sustaining a concussion. As the lone returning starter along the offensive line as a senior, the Sooners ranked 16th nationally in fewest sacks allowed per game (1.15)... As a junior, started all 14 games, the first contest at left tackle and the remaining 13 games at right tackle. Earned All-Big 12 first-team honors by the coaches, second-team honors from Dallas Morning News and San Antonio Express News and was an honorable mention selection by Associated Press as a junior. Allowed just a half-sack and two pressures in 517 pass plays while being penalized only twice. Instrumental member of an offensive line that helped Oklahoma finish third in the nation in passing (349.4 ypg), total offense (547.9 ypg) and fewest sacks allowed (0.93 spg), while leading the country in scoring (51.1 ppg)... As a sophomore, saw action in all 14 games and had seven starts at right tackle... Helped the Sooners rank fifth in the nation in

scoring [42.3 ppg] and fewest sacks allowed [1.0 spg], while averaging 448.9 yards per game... As a freshman, played in 11 games at right tackle and moved into the starting lineup his final six contests... Part of the unit that led the Big 12 and finished 11th in the nation in fewest sacks allowed per game [1.2]... Paved the way for a Sooners rushing attack to average 177.1 yards per game, while the offense averaged 30.3 points, the 19th-best mark in the country.

PERSONAL

Ran a 4.88 40-yard dash at the NFL Combine and boasts a personal best time of 4.78 seconds. Attended Longview H.S., where he played with former Redskins Malcolm Kelly and Robert Henson... Honored in his hometown of Longview, Texas, with "Trent Williams Day" on May 12, 2010 to celebrate his selection in the NFL Draft... Was a unanimous first-team All-District selection as a senior... Earned first-team All-East Texas and second-team Texas all-state... Played in the Max Emfinger All-Star game... Was a second-team all-district 12-5A as a junior... Considered a three-star recruit by Rivals.com as he was rated the 28th-best offensive guard prospect in the nation and also placed 63rd on its Texas Top 100 squad... Parents are Freddie and Veronica Williams... Born July 19, 1988 in Longview, Texas.

COMMUNITY

Has served as an ambassador for the American Diabetes Association since 2014, helping raise awareness after losing his grandfather, John L. Hawkins, to Type 2 diabetes as a child... Walked the runway alongside the Women of Washington to raise money for the WRCF at the second annual Redskins Runway Show in 2016... In 2014, participated in Robert Griffin III's Friday Night Lights camp for 300 boys and girls at Anacostia [D.C.] High School... Played video games online with active serving military members stationed overseas during a Redskins Salute: Pros vs. GI Joes event... Participated in Pros vs. GI Joes video game competition between Redskins players and troops stationed in Kandahar, Afghanistan in 2011... In his first season with the Redskins in 2010, participated in the Draft Day Fan Party and the Skins Santa Shoppe.

YEAR-BY-YEAR STATS

GAMES/STARTS

Year	Team	G	GS
2010	Was	14	13
2011	Was	10	10
2012	Was	16	16
2013	Was	16	16
2014	Was	15	15
2015	Was	14	14
2016	Was	12	12
Career		97	96

POSTSEASON

Year	Team	G	GS
2012	Was	1	1
2015	Was	1	1
Career		2	2

32

EARL WOLFF IV

S**5-11 // 206****3rd NFL Season // North Carolina State****DOB: Dec. 15, 1989 // Hoke County H.S. (Raeford, N.C.)**

TRANSACTIONS

Originally selected by the Philadelphia Eagles in the fifth round (136th overall) of the 2013 NFL Draft... Waived with an injured designation by the Eagles on August 22, 2015... Signed to the Jacksonville Jaguars' practice squad on December 22, 2015... Waived with an injured designation by Jaguars on September 7, 2016... Signed with the Washington Redskins on January 5, 2017.

PRO

Joined the Redskins in the 2017 offseason... Enters 2017 having previously appeared in 18 career games with seven starts, recording 49 tackles (41 solo) and six passes defended, according to STATS.

YEAR-BY-YEAR

2016 (JAGUARS)

Spent the offseason with the team but was waived with an injured designation on Sept. 7.

2015 (EAGLES/JAGUARS)

Waived by the Eagles with an injured designation on Aug. 22... Signed to the Jaguars' practice squad on Dec. 22.

2014 (EAGLES)

Appeared in seven games with one start. Finished season with six tackles (five solo) and a pass defended... Made lone start of the season at HQU (11/2), recording five tackles (four solo)... Placed on Reserve/Injured list with a knee injury on Nov. 18.

2013 (EAGLES)

Played in 11 games with six starts in his rookie campaign. Compiled 43 tackles (36 solo) with one interception and five passes defended... Made NFL debut at WAS (9/9)... Made first career start and posted a career-high seven tackles (six solo) at DEN (9/29)... Made first career interception vs. DAL (10/20), picking off Tony Romo.

COLLEGE

Played collegiately at NC State from 2008-12... Was a first-team All-ACC selection as a senior... Finished as the program's all-time leader in games played (51) and starts (43)... Credited by NC State with 400 career tackles (fifth-most in program history) and tied for third in school history with eight forced fumbles.

PERSONAL

Attended Hoke County H.S. in Raeford, N.C., where he played both running back and safety... Rushed 135 times for 997 yards and nine touchdowns as a senior. Also recorded 89 tackles, 12 tackles for loss, five interceptions, one sack and seven forced fumbles... Named all-conference as a running back and all-region as a safety. Also earned all-conference honors after his junior season as a safety... Was an all-conference performer in track since his ninth grade year. In 10th grade, finished fourth in the state in the long jump and triple jump... Earned degree in sports management... Has an older sister, Shanee, two older brothers, Timothy and Joseph, and a younger brother, Eric... Born Dec. 15, 1989.

YEAR-BY-YEAR STATS

DEFENSE

Year	Team	G	GS	Tack	Solo	Sack	INT	PD
2013	Phi	11	6	43	36	0	1	5
2014	Phi	7	1	6	5	0	0	1
Career		18	7	49	41	0	0	6

*Tackle stats according to STATS, LLC

CAREER HIGHS

SINGLE-GAME

Total Tackles:	7, at Denver (9/29/13)
Solo Tackles:	6, at Denver (9/29/13)
Interceptions:	1, vs. Dallas (10/20/13)

38

LOU YOUNG III

DB**6-1 // 205****2nd NFL Season // Georgia Tech****DOB: Oct. 9, 1991 // Our Lady of Good Counsel H.S. (Olney, Md.)**

TRANSACTIONS

Originally entered the NFL with the Denver Broncos on May 12, 2014... Waived by the Broncos on August 30, 2014... Signed to the Baltimore Ravens' practice squad on September 15, 2014... Released from the Ravens' practice squad on October 9, 2014... Signed to the Jacksonville Jaguars' practice squad on October 21, 2014... Released from the Jaguars' practice squad on November 11, 2014... Signed to the Carolina Panthers' practice squad on November 24, 2014... Waived by the Panthers on September 5, 2015... Signed to the Panthers' practice squad on September 7, 2015... Signed to the Panthers' active roster on January 13, 2015... Waived by the Panthers on September 3, 2016... Signed to the Panthers' practice squad on October 12, 2016... Signed to the Panthers' active roster on October 15, 2016... Waived by the Panthers on October 17, 2016... Signed to the Panthers' practice squad on November 3, 2016... Signed to the Panthers' practice squad on November 25, 2016... Waived by the Panthers on May 2, 2017... Signed with the Washington Redskins on June 7, 2017.

YEAR-BY-YEAR

2016 (PANTHERS)

Played in six games and was inactive for another across two stints on the active roster... Saw action primarily on special teams... Spent the preseason with Carolina before being waived in final cuts... Returned to the Panthers and made his NFL debut at NO (10/16) but was waived a day later... Signed to the practice squad on Nov. 3 and to the active roster on Nov. 25... Inactive at OAK (11/27) before playing in the final five games of the season.

2015 (PANTHERS)

Bounced between the Panthers' practice squad and active roster and was inactive in each of the Panthers' three play-off contests are being promoted to the active roster.

2014 (BRONCOS/RAVENS/JAGUARS/PANTHERS)

Originally signed as a college free agent by Denver but was waived in the final roster cut... Had stints on the practice squad for Baltimore, Jacksonville and Carolina... Spent Weeks 3-5 on the Ravens' practice squad, Weeks 8-10 on the Jaguars' practice squad and Weeks 13-17 and the post-season on the Panthers' practice squad.

COLLEGE

Played collegiately in 49 games with 34 starts at Georgia Tech... Compiled 134 tackles, four interceptions, 12 passes defended, one forced fumble and one fumble recovery... Started 13 games as a senior in 2013. Tied for the team lead with two interceptions and ranked second with five passes defended. Posted 40 tackles... Played in 12 games with nine starts as a junior in 2012, registering 32 tackles, one interception, two passes defended and one fumble recovery... Started 12 games as a sophomore in 2011, notching 52 tackles, one interception, five passes defended and one forced fumble... Played 12 games, logging 10 tackles in 2010.

PERSONAL

Attended Our Lady of Good Counsel H.S. in Olney, Md., where he earned all-state honors and state Defensive Player of the Year... 2009 Montgomery County Player of the Year... MVP of the Maryland Crab Bowl Game... Led Good Counsel to a conference title in 2009... Majored in business management at Georgia Tech... Full name: Louis James Young III... Son of Louis Young and Terri Odom. Has one brother, Cody... Born Oct. 9, 1991 in Washington, D.C.

YEAR-BY-YEAR STATS

DEFENSE

Year	Team	G	GS	Tack	Solo	Sack	INT	PD
2016	Car	6	0	0	0	0	0	0
Career		6	0	0	0	0	0	0

*Tackle stats according to STATS, LLC

PLAYER BIOS

2017 DRAFT PICKS

95

JONATHAN ALLEN

DL**6-3 // 288****Rookie // Alabama****DOB: Jan. 16, 1995 // Stone Bridge H.S. (Ashburn, Va.)**

TRANSACTIONS

Originally selected by the Washington Redskins in the first round (17th overall) of the 2017 NFL Draft.

COLLEGE

Played collegiately at Alabama from 2013-16, appearing in 57 career games. Recorded 154 career tackles (78 solo), 45.0 tackles for loss, 28.5 sacks, seven pass breakups and three forced fumbles... His 28.5 career sacks rank second in Alabama history, trailing only College and Pro Football Hall of Famer Derrick Thomas... As a senior and team captain in 2016, played in all 15 games, contributing 69 tackles (33 solo), 16.0 tackles for loss, 10.5 sacks and also contributed two touchdowns on fumble returns. Was a unanimous first-team All-American selection and earned the Bronko Nagurski Trophy, Chuck Bednarik Award and Ted Hendricks Award while helping lead the Crimson Tide to a berth in the national championship... Appeared in all 15 games of Alabama's national championship campaign in 2015, compiling 36 tackles (19 solo), 14.5 tackles for loss and 12.0 sacks. Earned first-team All-SEC selections from the Associated Press and the conference's coaches... Earned first-team All-SEC honors as a sophomore in 2014 after recording 33 tackles (16 solo), 11.5 tackles for loss and 5.5 sacks in 14 games... Appeared in 13 games and contributed 16 tackles (10 solo) and 3.0 tackles for loss as a freshman.

PERSONAL

Attended Stone Bridge H.S. in Ashburn, Va., approximately five miles away from Redskins team headquarters... Posted 119 tackles with nine sacks, six fumble recoveries, eight pass breakups, six blocked kicks and had seven pass breakups as a senior in 2012... Earned 2012 Gatorade Virginia Football Player of the Year and garnered first-team Parade All-American and second-team USA Today All-American honors... Selected to the U.S. Army All-American Bowl... Was a consensus five-star recruit from recruiting services... Totaled 102 stops with 15 sacks and seven blocked kicks as a junior... Posted 87 tackles, 20 sacks and eight forced fumbles as a sophomore in 2010... Finished prep career as a two-time first-team all-state performer in Virginia and as a two-time Washington Post All-Metro selection. Earned 2012 Washington Post All-Met Player of the Year honors on defense, while fellow future Redskins cornerback Kendall Fuller earned the honor on offense... Former resident of Leesburg, Va., who attended Redskins training camp in Ashburn as a fan in 2010... Majored in financial planning and consumer affairs... Son of Richard Allen... Born Jan. 16, 1995.

52**RYAN ANDERSON****LB****6-2 // 253****Rookie // Alabama****DOB: Aug. 12, 1994 // Daphne (Ala.) H.S.****TRANSACTIONS**

Originally selected by the Washington Redskins in the second round (49th overall) of the 2017 NFL Draft.

COLLEGE

Played collegiately at Alabama from 2013-16, recording 128 tackles (64 solo), 40.0 tackles for loss, 19.5 sacks, six forced fumbles and one interception (which he returned 26 yards for a touchdown) in 57 career games... As a senior, earned first-team All-SEC honors from the Associated Press after registering 61 total tackles, a team-high 19.0 tackles for loss, 9.0 sacks, four forced fumbles, three fumble recoveries and three pass breakups... Helped the Crimson Tide to a national championship in 2015, notching 37 total tackles, 11.5 tackles for loss, 6.0 sacks, two forced fumbles and two fumble recoveries... Played in all 14 games as a sophomore in 2014, recording 25 tackles, including 8.0 tackles for loss, 3.0 sacks and a fumble recovery... Added 1.5 sacks in 13 games played as a redshirt freshman in 2013... Redshirted in 2012.

PERSONAL

Attended Daphne (Ala.) H.S., where he garnered all-state honors from the Alabama Sports Writers Association after a 105-tackle, 12-sack senior season in 2011... Posted 75 stops and 14.5 sacks as a junior, helping Daphne win the state championship... Was a member of the Alabama Sports Writers Association's Super 12... Rated as a four-star recruit by ESPN, Scout.com and Rivals.com. Listed by Rivals as the sixth-best outside linebacker in his recruiting class... Second cousin of NFL defensive lineman Wallace Gilberry... Son of Kim Johnson... Born Aug. 12, 1994.

31**FABIAN MOREAU****CB****6-0 // 198**
Rookie // UCLA**DOB: April 9, 1994 // Western H.S. (Davie, Fla.)****TRANSACTIONS**

Originally selected by the Washington Redskins in the third round (81st overall) of the 2017 NFL Draft.

COLLEGE

Played collegiately at UCLA from 2012-16, recording 148 tackles (98 solo), 26 pass breakups, three interceptions, one forced fumble and one fumble recovery in 51 career games... As a senior in 2016, received honorable mention All-Pac-12 honors from the league's coaches after leading his team with 10 pass breakups and contributing two interceptions to a Bruins secondary that limited opponents to a conference-low 12 passing touchdowns... Was a team co-captain in 2015 and appeared in three games before redshirting the rest of the season with a Lisfranc injury... Started 13 games and was a second-team all-conference performer in 2014 after contributing 53 tackles (40 solo), eight passes defensed and an interception... As a sophomore in 2013, started all 12 games in which he appeared, posting 51 tackles (26 solo) and garnering an honorable mention all-conference selection... Played in 11 games as a freshman and was credited with five tackles and a fumble recovery.

PERSONAL

Attended Western H.S. in Davie, Fla., where he contributed at both running back and wide receiver... As a senior, ran 149 times for 889 yards and 11 touchdowns and also caught 21 passes for 416 yards and seven touchdowns... Named first-team All-County by the Sun Sentinel and Miami Herald... Team captain who earned team MVP honors in addition to being an honorable mention all-state selection... Played in the South Florida All-Star game... Rated as a three-star recruit by both Rivals.com and Scout.com... Majored in political science... Son of Berg and Guerly Moreau. Has two sisters, Faby and Fabiana... Born April 9, 1994.

32

SAMAJE PERINE

RB**5-11 // 236****Rookie // Oklahoma****DOB: Sept. 16, 1995 // Hendrickson H.S. (Pflugerville, Texas)**

TRANSACTIONS

Originally selected by the Washington Redskins in the fourth round (114th overall) of the 2017 NFL Draft.

COLLEGE

Played collegiately at Oklahoma from 2014-16, starting 30 of the 36 games in which he appeared. Finished career as OU's all-time leading rusher (4,122 yards) despite turning pro after just three seasons and also holds the NCAA single-game rushing record (427 yards vs. Kansas in 2014)... Ranked fourth in OU history with 49 rushing touchdowns, fifth with 685 carries and sixth with 4,443 all-purpose yards... Was a team captain as a junior in 2016, rushing 196 times for 1,060 yards (5.4 avg.) with 12 rushing touchdowns and catching 10 passes for 106 yards with a receiving touchdown, earning second-team All-Big 12 honors... Garnered first-team All-Big 12 honors as a sophomore in 2015 after gaining 1,349 rushing yards on 226 carries (6.0 avg.) with 16 rushing touchdowns and catching 15 passes for 107 receiving yards with one receiving touchdown... As a freshman in 2014, rushed 263 times for 1,713 yards (6.5 avg.) with 21 rushing touchdowns and gained 108 receiving yards on 15 receptions with a receiving touchdown. Earned a bevy of awards for his play, including Big 12 Offensive Freshman of the Year from the league's coaches, Big 12 Offensive Newcomer of the Year from the AP, unanimous first-team All-Big 12 honors and second-team All-American honors from the FWAA.

PERSONAL

Attended Hendrickson H.S. in Pflugerville, Texas, where the three-year starter rushed for 1,492 yards and 12 touchdowns in his final season... Collected 1,993 rushing yards and 16 touchdowns as a junior... Rated as a four-star recruit by Rivals.com and ESPN and as a three-star recruit by Scout.com... Majored in human relations... Son of Gloria Perine... Name pronounced "suh-MAH-jay PEE-rine"... Born Sept. 16, 1995.

34

MONTAE NICHOLSON

S**6-2 // 216****Rookie // Michigan State****DOB: Dec. 4, 1995 // Gateway H.S. (Monroeville, Pa.)**

TRANSACTIONS

Originally selected by the Washington Redskins in the fourth round (123rd overall) of the 2017 NFL Draft.

COLLEGE

Played collegiately at Michigan State from 2014-16, collecting 200 tackles (109 solo), 4.5 tackles for loss, four interceptions and a forced fumble in 38 career games... Played in 11 games, including 10 starts at safety, as a junior in 2016. Garnered an honorable mention All-Big Ten selection after collecting an interception and finishing second on the Spartans with a career-high 86 tackles (39 solo)... As a sophomore in 2015, made 83 tackles (52 solo), three interceptions and 2.5 tackles for loss in 14 games with 10 starts during Michigan State's Big Ten championship campaign... Played in all 13 games as a freshman in 2014. Led the team's first-year players with 31 tackles (18 solo).

PERSONAL

Attended Gateway H.S. in Monroeville, Pa., where he earned Pittsburgh Tribune-Review Male Athlete of the Year honors as a defensive back... Was a two-time Class AAAA all-state selection and three-time first-team All-Foothills Conference selection... Recorded 72 tackles, four fumble recoveries, three interceptions and one forced fumble while scoring two defensive touchdowns as a senior. Also posted 41 receptions for a school-record 810 yards (19.8 avg.) and 11 touchdowns on offense that season... Posted 36 tackles, an interception and three defensive touchdowns as a junior... Also lettered in basketball and track. Is the school's record-holder in the 100-meter hurdles... Majored in sociology... Son of Jackie Crawford... Born Dec. 4, 1995.

87

JEREMY SPRINKLE

TE**6-5 // 252****Rookie // Arkansas****DOB: Aug. 10, 1994 // White Hall [Ark.] H.S.**

TRANSACTIONS

Originally selected by the Washington Redskins in the fifth round (154th overall) of the 2017 NFL Draft.

COLLEGE

Played collegiately at Arkansas from 2013-16, recording 71 receptions for 921 yards with 11 receiving touchdowns in 51 career games... Completed his career holding the school record for career receiving touchdowns by a tight end (11)... Started 11 of the 12 games in which he played as a senior in 2016, catching 33 passes for 380 yards with four touchdowns... As a junior in 2015, earned third-team All-SEC honors from various media outlets after leading the SEC with six receiving touchdowns and gaining 389 yards on 27 receptions... Participated in all 13 contests at tight end and on special teams as a sophomore in 2014. Caught seven passes for 84 yards, including his first career touchdown... Played in 12 games with two starts as a redshirt freshman in 2013... Redshirted in 2012.

PERSONAL

Attended White Hall [Ark.] H.S., where he played tight end and defensive end and was named to the 2011 Arkansas Super Team by the Associated Press... Caught 45 passes for 841 yards and six touchdowns and made 92 tackles, including 14 sacks, in helping the Bulldogs win the 2011 5A Southeast Conference championship and reach their first state semifinal in 20 years... Tallied 73 tackles, 25 for loss with 15 sacks as a junior and also made 10 catches for 227 yards and three touchdowns... Was a three-sport All-Southeast Arkansas selection by The Pine Bluff Commercial, being honored in football, basketball and baseball... Rated as a three-star recruit, according to Rivals.com, Scout.com and ESPN... Earned degree in recreation and sport management in May 2016... Son of Billy and Shelia Sprinkle... Born Aug. 10, 1994.

73

CHASE ROULLIER

C**6-4 // 317**
Rookie // Wyoming**DOB: Aug. 23, 1993 // Burnsville (Minn.) H.S.**

TRANSACTIONS

Originally selected by the Washington Redskins in the sixth round (199th overall) of the 2017 NFL Draft.

COLLEGE

Played collegiately at Wyoming from 2013-16, appearing in 48 career games for the Cowboys... Earned first-team all-conference honors at center as a senior in 2016, starting all 14 games in helping his team to appearances in the Mountain West Championship and the Poinsettia Bowl. Helped the Cowboys rank second in the conference in points per game (35.9)... Garnered second-team all-conference honors in 2015 after starting all 12 games at left guard. Helped running back Brian Hill set a single-season school record in rushing yards... As a sophomore in 2014, started all 12 games at left guard for the Cowboys, earning honorable mention all-conference honors... Played in 10 games with three starts as a freshman in 2013... Redshirted in 2012.

PERSONAL

Attended Burnsville (Minn.) H.S. nearby his hometown of Savage, Minn... He earned first-team all-state honors from the Associated Press as an offensive lineman his senior season, and was named honorable mention all-state as a defensive lineman... Named first-team All-Metro by the Minneapolis Star-Tribune and earned South Suburban Conference Lineman of the Year... Was voted as a team captain in both his junior and senior seasons... Was also a three-year letter-winner in basketball... Mechanical engineering major who was a perennial academic all-conference selection throughout his time at Wyoming and was named as a semifinalist for the Campbell Trophy, awarded to the nation's premier scholar-athlete... Son of DeeAnn and Mark Roullier. Has one older sister, Brienne... Born Aug. 23, 1993.

19

ROBERT DAVIS

WR**6-3 // 217****Rookie // Georgia State****DOB: April 9, 1995 // Northside H.S. (Warner Robins, Ga.)**

TRANSACTIONS

Originally selected by the Washington Redskins in the sixth round (209th overall) of the 2017 NFL Draft.

COLLEGE

Played collegiately at Georgia State from 2013-16, becoming the second NFL draft pick in program history (John Ulrick, 2014)... Finished career as Georgia State's career leader in receptions (222) and receiving yards (3,391) in 49 career games, becoming the first three-time all-conference selection in Georgia State annals. Finished his career second to only T.Y. Hilton in career receiving yards in Sun Belt Conference history... Caught 67 passes for 968 yards with five touchdowns as a senior in 2016, picking up first-team All-Sun Belt honors... Garnered first-team all-conference honors as a junior in 2015 after posting 61 receptions for 980 yards with six touchdowns... Collected 50 receptions for 732 yards and two touchdowns in 2014, getting an honorable mention all-conference nod... As a freshman in 2013, was his team's second-leading receiver with 44 catches for 711 yards and four touchdowns.

PERSONAL

Attended Northside H.S. in Warner Robins, Ga., where his contributions as a blocker were key for the Eagles' triple-option attack... Caught just 11 passes his senior season while playing in a run-dominated offense but earned team awards for leadership and hustle... Was also a standout basketball player... Majored in kinesiology... Son of Robert and Mizell Davis... Cousin of NFL linebacker Thomas Davis... Born April 2, 1995.

JOSH HARVEY-CLEMONS

40



LB

6-4 // 226

Rookie // Louisville

DOB: Feb. 20, 1994 // Lowndes H.S. (Valdosta, Ga.)

TRANSACTIONS

Originally selected by the Washington Redskins in the seventh round (230th overall) of the 2017 NFL Draft.

COLLEGE

Played collegiately at Louisville from 2015-16 after spending the 2012-13 seasons at Georgia... Played in 48 career games, including 23 at Louisville and 25 at Georgia. Recorded 228 career tackles (128 solo), 12.5 tackles for loss, 11 passes defended, four interceptions, three forced fumbles and 3.0 sacks... Appeared in 10 games for Louisville in 2016, contributing 61 tackles (38 solo), 4.0 tackles for loss and 2.0 sacks, picking up second-team All-ACC honors... Started all 13 games for the Cardinals in 2015, earning an honorable mention All-ACC selection after an 88-tackle, three-interception campaign... Redshirted per NCAA transfer rules in 2014... Started all 11 games in which he played at Georgia in 2013, making 65 tackles (38 solo) and intercepting one pass... Made 14 tackles in 14 games played as a freshman at Georgia in 2012.

PERSONAL

Attended Lowndes H.S. in Valdosta, Ga., where he was a first-team Class AAAAA selection by the Georgia Sports Writers Association... Also named to the Atlanta Journal-Constitution Super 11 and Class AAAAA All-State team... Rated as a five-star prospect by Rivals.com and Scout.com and was a four-star prospect according to ESPN... Participated in the 2012 U.S. Army All-American Bowl... Majored in criminal justice... Son of Vanetesa and Woodrow Clemons... Born Feb. 20, 1994.

20**JOSHUA HOLSEY****CB****5-11 // 195****Rookie // Auburn****DOB: June 25, 1994 // Creekside H.S. (Fairburn, Ga.)****TRANSACTIONS**

Originally selected by the Washington Redskins in the seventh round (235th overall) of the 2017 NFL Draft.

COLLEGE

Played collegiately at Auburn from 2012-16, appearing in 44 career games with 31 starts... Finished career with 118 tackles (96 solo), 19 passes defended, four interceptions and 3.5 tackles for loss... Played in 12 games in 2016, contributing 30 tackles (27 solo) and a career high in passes defended (10) and interceptions (three)... Redshirted in 2015 after being limited to two games by an ACL injury... Started seven of the 12 games in which he played in 2014, recording a career-best 41 tackles (36) solo... Started six games at safety in 2013, notching 17 tackles (11 solo) and a pick... Earned a starting position at corner in six games as a true freshman in 2012, making 30 tackles (22 solo) and breaking up six passes.

PERSONAL

Attended Creekside H.S. in Fairburn, Ga., where he was named to the first-team Class 4A all-state as a senior by the Georgia Sports Writers Association... Recorded 73 tackles, intercepted five passes (returning two for touchdowns) and forced two fumbles on defense while rushing for 265 yards and three touchdowns on 15 carries and catching 32 passes for 656 yards and seven touchdowns on offense as a senior... Rated as a four-star recruit by ESPN, Scout.com and Rivals.com... Participated in the 2012 Under Armour All-American Game... Earned his bachelor's degree in public administration in May 2016 and was selected by the Redskins while working toward a Master's degree... Son of Johnathon Holsey and Marilyn Davis... Born June 25, 1994.

PLAYER BIOS

COLLEGE FREE AGENTS

63

BRANDON BANKS

DL**6-3 // 267****Rookie // Charlotte****DOB: July 13, 1994 // Southwest Guilford H.S. (High Point, N.C.)**

TRANSACTIONS

Originally entered the NFL with the Washington Redskins as a college free agent on May 4, 2017.

COLLEGE

Played collegiately at Charlotte from 2013-16, appearing in 45 career games and recording 132 tackles (76 solo), 13.0 tackles for loss, eight passes defended, 4.5 sacks and an interception... Earned honorable mention All-Conference USA honors as a senior in 2016 after recording a career-high 35 tackles with added 3.5 tackles for loss and a sack... Started all 12 games during the 49ers' inaugural season as a member of Conference USA. Recorded 31 tackles, including 2.5 tackles for loss and a sack... Made 33 tackles (21 solo) while contributing four passes defended, 3.0 tackles for loss and a sack as a sophomore in 2014... Was one of 12 players to start all 11 games in the program's inaugural season in 2013 and had the distinction of being one of the three flag carriers to lead the team onto the field for the inaugural game. Finished second on defensive line with 33 tackles (22 solo) and fifth on team with 1.5 sacks while also adding an interception... Redshirted in 2012 while preparing for the program's inaugural season.

PERSONAL

Attended Southwest Guilford H.S. in High Point, N.C., where he was named the 2011 Piedmont Triad 4A Defensive Player of the Year... Was a three-time Piedmont Triad 4A all-conference performer... Led team in tackles in three seasons, including posting nearly 60 tackles as a senior and more than 70 as a junior... Majored in social work... Son of Maury and Scarlett Banks. Has one brother, Brad... Born July 13, 1994.

68

TYLER CATALINA

G**6-6 // 325****Rookie // Georgia****DOB: Jan. 24, 1993 // Wachusett Regional H.S. (Holden, Mass.)**

TRANSACTIONS

Originally entered the NFL with the Washington Redskins as a college free agent on May 4, 2017.

COLLEGE

Played collegiately at Georgia in 2016 after spending the 2013-15 seasons at Rhode Island... Appeared in all 13 games, starting in 12 at left tackle, for Georgia in 2016... Started all 11 games at left tackle for Rhode Island as a junior team captain in 2015, earning second-team All-CAA honors... Started all 10 games in which he appeared at left tackle in 2014. Garnered third-team all-conference honors as part of an offensive line that allowed just 22 sacks all season... Started all 12 games at right tackle as a freshman in 2013.

PERSONAL

Attended Wachusett Regional H.S. in Holden, Mass., where he helped lead his team to state championships in 2010 and 2011... Was a Worcester Telegram & Gazette first-team selection... Shrine Chowder Bowl All-Star game participant... Also participated in baseball, basketball, track and field and golf... Earned his bachelor's degree from Rhode Island in sociology and pursued his graduate degree in adult education at Georgia... Son of Tony and Kim Catalina... Born Jan. 24, 1993.

37

TEVIN HOMER

CB**6-2 // 191****Rookie // Florida Atlantic****DOB: March 13, 1995 // Park Vista H.S. (Lake Worth, Fla.)**

TRANSACTIONS

Originally entered the NFL with the Washington Redskins as a college free agent on May 15, 2017.

COLLEGE

Played collegiately at Florida Atlantic from 2015-16 after starting his career at Arkansas Baptist... Appeared in 13 career games with the Owls... Contributed in eight games as a senior in 2016... Served primarily in a special teams capacity as a junior in 2015... Twice earned President's List honors during his time at Arkansas Baptist.

PERSONAL

Attended Park Vista H.S. in Lake Worth, Fla., where he contributed at cornerback... Majored in sociology... Son of Keith Homer and Karri Valot. Brother, Travis, played collegiately at Michigan... Born March 13, 1995.

88**LEVERN JACOBS****WR****5-11 // 185****Rookie // Maryland****DOB: Jan. 9, 1993 // Suitland H.S. (Forestville, Md.)****TRANSACTIONS**

Originally entered the NFL with the Washington Redskins as a college free agent on May 4, 2017.

COLLEGE

Played collegiately at Maryland from 2012-16, appearing in 46 career games for the Terrapins. Finished career ranked 7th in Maryland history in receptions (130) and 12th in receiving yards (1,544) while also contributing eight receiving touchdowns... Caught 41 passes for 439 yards and two touchdowns in 13 games with 10 starts as a senior in 2016... Gained 425 yards on 35 receptions with three touchdowns as a junior in 2015... Redshirted in 2014... Posted career highs and led team in receptions (47) and receiving yards (640) and scored three touchdowns as a sophomore in 2013... Caught seven passes for 50 yards in 2012.

PERSONAL

Attended Suitland H.S. in Forestville, Md., where he recorded 40 catches and eight touchdowns as a senior... Played in the 2010 Crab Bowl... Registered 37 catches for 702 yards and 12 touchdowns as a junior despite missing part of the year with an injury... Also played baseball and ran track... Spent 2011 at the Milford Academy and posted a school-record eight touchdowns... Majored in American studies... Son of Rosalind and Levern Jacobs Sr. His brother, Taivon, also played collegiately at Maryland... Born Jan. 9, 1993.

67

KYLE KALIS

G**6-4 // 302**
Rookie // Michigan**DOB: Dec. 21, 1993 // St. Edward H.S. (Lakewood, Ohio)**

TRANSACTIONS

Originally entered the NFL with the Washington Redskins as a college free agent on May 4, 2017.

COLLEGE

Played collegiately at Michigan from 2013-16, starting 43 of the 50 games in which he appeared... Earned second-team All-Big Ten and AFCA second-team All-American honors as a senior in 2016 after starting all 13 games at right guard... As a junior in 2015, made 13 starts and was a third-team All-Big Ten selection from the league's media... Played in 12 games with seven starts as a sophomore in 2014... As a redshirt freshman in 2013, appeared in 12 games, starting nine... Redshirted in 2012.

PERSONAL

Attended St. Edward H.S. in Lakewood, Ohio, where he was named as a Parade All-American as a senior... Selected to the U.S. Army All-American Bowl and was a finalist for U.S. Army Player of the Year... Helped his team to a 23-4 mark... Rated as a five-star recruit by Rivals.com and Scout.com and as a four-star recruit by ESPN... Son of Todd Kalis and Stephanie Schwarz. His father, Todd, played eight seasons as an NFL offensive lineman... Born Dec. 21, 1993.

NICO MARLEY

46



LB

5-8 // 200
Rookie // Tulane

DOB: Jan. 5, 1995 // Cypress Bay H.S. (Weston, Fla.)

TRANSACTIONS

Originally entered the NFL with the Washington Redskins as a college free agent on May 16, 2017.

COLLEGE

Played collegiately at Tulane from 2013-16, appearing in 49 career games and collecting 319 tackles (200 solo), 50.5 tackles for loss, 6.5 sacks, six passes defended and four interceptions... Started all 12 games as a senior, earning All-American Athletic Conference first-team recognition for a second consecutive year. Led the team in total tackles with 88 and recorded 3.0 sacks, three forced fumbles, two fumbles recovered and an interception... Started all 12 games as a junior in 2015, claiming first-team all-conference honors after compiling 82 tackles (62 solo) with 13.0 tackles for loss, one sack, one forced fumble and one interception... Was honorable mention all-conference as a sophomore in 2014. Started all 12 games and posted 82 tackles (46 solo), 13.5 tackles for loss, 0.5 sacks, one forced fumble, two fumble recoveries and one interception... Played in all 13 games with 12 starts as a true freshman. Earned Conference USA Co-Freshman of the Year recognition after accruing 67 tackles (37 solo), 10.0 tackles for loss, 2.0 sacks, two passes defended, one forced fumble and an interception.

PERSONAL

Attended Cypress Bay H.S. in Weston, Fla., where he helped lead his team to a combined 31-10 overall record, a District 11-6A title as a sophomore, a District 11-6A championship as a senior, and three trips to the state playoffs... Named first-team all-state after posting 67 tackles, one interception and a fumble recovery as a senior... Rated as a two-star recruit according to ESPN, Rivals.com and Scout.com... Majored in business... Son of Rohan Marley and Geraldine Khawly. Rohan played collegiately at Miami (Fla.)... Grandson of reggae legend Bob Marley... Born Jan. 5, 1995.

16**ZACH PASCAL****WR****6-2 // 219****Rookie // Old Dominion****DOB: Dec. 18, 1994 // Wise H.S. (Upper Marlboro, Md.)****TRANSACTIONS**

Originally entered the NFL with the Washington Redskins as a college free agent on May 4, 2017.

COLLEGE

Played collegiately at Old Dominion from 2012-16, appearing in 49 career games for the Monarchs. Recorded a school-record 233 career receptions for 3,193 yards with 30 receiving touchdowns, rushed for 310 yards with a rushing touchdown, and returned 32 kickoffs for 729 yards (23.0 avg.)... Named second-team All-Conference USA after leading his team with 65 receptions for 946 yards and nine touchdowns in 13 games (all starts) as a senior in 2016... As a junior in 2015, played in all 12 games with 11 starts. Led team with 68 receptions, posting 970 receiving yards and eight touchdowns. Set single-season school record with 1,549 all-purpose yards... Started all 12 games at wide receiver in 2014, accruing 59 receptions for 743 yards and seven touchdowns... Played in all 12 games, starting five, as a redshirt freshman in 2013. Caught 41 passes for 534 yards with six touchdown receptions... Redshirted in 2012.

PERSONAL

Attended Wise H.S. in Upper Marlboro, Md., where he helped his team to a 9-2 overall mark and Prince George's County 4A runner-up finish in 2011... Named first-team all-county and third-team all-state... Made 21 catches for over 500 yards and eight touchdowns as a senior... As a junior, helped Wise to a 12-2 record as the Pumas captured the Prince George's County 4A championship and were 4A state runner-ups... Majored in sport management... Son of Royan and Deslyn Pascal. Has one brother, Donnell, and one sister, Zoe... Born Dec. 18, 1994.

73

ONDRE PIPKINS

DL**6-3 // 321****Rookie // Texas Tech****DOB: Feb. 25, 1994 // Park Hill H.S. (Kansas City, Mo.)**

TRANSACTIONS

Originally entered the NFL with the Washington Redskins as a college free agent on May 4, 2017.

COLLEGE

Played collegiately at Texas Tech in 2016 after spending the 2012-14 seasons at Michigan. Appeared in 35 career games, recording 55 tackles (26 solo), including 5.0 tackles for loss, for the Red Raiders and Wolverines... As a senior in 2016, started all 11 games in which he appeared at Texas Tech, making 32 tackles (21 solo), including 4.0 tackles for loss... Redshirted in 2015 per NCAA transfer rules... Appeared in five games as a junior at Michigan in 2014, posting nine tackles (two solo)... In 2013, played in five games as a sophomore... Appeared in 13 games as a freshman in 2012.

PERSONAL

Native of Saginaw, Mich., who finished his prep career at Park Hill H.S. in Kansas City, Mo., where he tallied 60 tackles, 10 tackles for loss, 4.0 sacks, six forced fumbles and three pass deflections as a senior... Named to the U.S. Army All-American game... Rated as a five-star recruit by Rivals.com and a four-star recruit by Scout.com and ESPN... Son of Kimberly Arnold... Born Feb. 25, 1994.

17

JAMES QUICK

WR**6-0 // 177****Rookie // Louisville****DOB: Oct. 6, 1994 // Trinity H.S. (Louisville, Ky.)**

TRANSACTIONS

Originally entered the NFL with the Washington Redskins as a college free agent on May 4, 2017.

COLLEGE

Played collegiately at Louisville from 2013-16, appearing in 45 career games. Caught 126 passes for 2,032 yards with 14 receiving touchdowns. Also rushed three times for 17 yards, returned 20 punts for 148 yards (7.4 avg.) and eight kickoffs for 156 yards (19.5 avg.)... Played in 13 games as a senior, catching 45 passes for 769 yards with six touchdowns to earn third-team All-ACC honors and help quarterback Lamar Jackson to the Heisman Trophy... Appeared in 11 games in 2015 as a junior. Led team in receiving with 39 receptions for 624 yards and five touchdowns... Appeared in 12 games as a sophomore in 2014, finishing third on the Cardinals with 36 receptions for 566 yards and three touchdowns... Played in nine games in his true freshman season in 2013. Caught six passes for 73 yards on the year.

PERSONAL

Attended Trinity H.S. in Louisville, Ky., where he was selected as Kentucky's Mr. Football by the Associated Press... Was a U.S. Army All-American and was named the Pete Dawkins Most Valuable Player of the U.S. Army All-American contest after catching a game-winning 34-yard touchdown pass... Earned an honorable mention Parade All-American selection... Won the Paul Hornung Award, presented to the state's top player by the Louisville Quarterback Club, after totaling 85 catches for 1,413 yards and 16 touchdowns as a senior... Rated as a five-star recruit by Scout.com and as a four-star recruit by Rivals.com and ESPN... Finished prep career as the all-time leading receiver in Kentucky high school football history with 280 receptions and is also the only player to ever catch a touchdown pass in four straight state finals... Held state track record in the 200-meter (20.94 seconds)... Also played basketball and was the only Kentucky prep player to play on football and basketball state championship teams in the same season in 2011... Son of Jennene and Rhonyia Quick... Born Oct. 6, 1994.

25

FISH SMITHSON

S**5-11 // 196****Rookie // Kansas****DOB: March 18, 1994 // Highland H.S. (Salt Lake City, Utah)**

TRANSACTIONS

Originally entered the NFL with the Washington Redskins as a college free agent on May 4, 2017.

COLLEGE

Played collegiately at Kansas from 2014-16 after spending his freshman season in 2013 at Hartnell College in California. Played in 35 games with 23 starts at Kansas, accruing 253 tackles, 17 passes defended, 6.5 tackles for loss, six interceptions, three forced fumbles, two fumble recoveries and a sack... Named first-team All-Big 12 by the league's coaches after starting all 12 games as a senior in 2016 and compiling 93 tackles (70 solo), seven passes defended, four interceptions and a sack... As a junior in 2015, earned second-team all-conference honors from Big 12 coaches after posting 111 tackles (87 solo) and two interceptions in 11 starts... Played all 12 games as a sophomore in 2014, contributing 49 tackles (36 solo)... In 2013, helped Hartnell College to a 9-2 record and a Coast Conference title, earning first-team all-conference honors and the team's defensive MVP award.

PERSONAL

Attended Highland H.S. in Salt Lake City, Utah, where he helped lead the Rams to a 7-4 mark while completing 32-of-61 passes for 528 yards and six touchdowns as a senior. Also rushed for 492 yards and nine touchdowns on 69 carries... Originally signed with Navy out of high school and spent 2012 at Navy Prep... Majored in sport management... Son of Lori and Tony Smithson. Brother, Shaky, played wide receiver at Utah before a stint in with the Green Bay Packers... First name is Anthony, but has gone by the nickname "Fish," given to him in his infancy by his grandmother... Originally a native of Baltimore, Md... Born March 18, 1994.

2017 ROSTER

ALPHABETICAL ROSTER

NO.	LAST	FIRST	POS	HT	WT	D.O.B.	EXP.	COLLEGE	HS HOMETOWN	HOW ACQ.
95	Allen	Jonathan	DL	6-3	288	1/16/1995	R	Alabama	Ashburn, Va.	D1-17
52	Anderson	Ryan	LB	6-2	253	8/12/1994	R	Alabama	Daphne, Ala.	D2-17
63R	Banks	Brandon	DL	6-3	267	7/13/1994	R	Charlotte	High Point, N.C.	CFA-17
96	Bates	Houston	LB	6-3	240	12/20/1991	3	Louisiana Tech	Covington, La.	CFA-15
41	Blackmon	Will	S	6-0	212	10/27/1984	11	Boston College	Warwick, R.I.	FA-15
72W	Bowen	Kevin	T	6-9	346	7/3/1993	1	East Central	La Mesa, Calif.	CFA-16
26	Breeland	Bashaud	CB	5-11	195	1/30/1992	4	Clemson	Allendale, S.C.	D4-14
34W	Brown	Mack	RB	5-11	213	9/24/1991	2	Florida	Lithonia, Ga.	FA-15
53	Brown	Zach	LB	6-1	251	10/23/1989	6	North Carolina	Columbia, Md.	UFA (BUF)-17
89	Carrier	Derek	TE	6-4	244	7/25/1990	5	Beloit	Edgerton, Wisc.	T (SF)-15
55	Carter	Chris	LB	6-1	240	4/6/1989	7	Fresno State	Fontana, Calif.	UFA (IND)-17
68	Catalina	Tyler	G	6-6	325	1/24/1993	R	Georgia	Holden, Mass.	CFA-17
51	Compton	Will	LB	6-1	235	9/19/1989	4	Nebraska	Bonne Terre, Mo.	CFA-13
8	Cousins	Kirk	QB	6-3	202	8/19/1988	6	Michigan State	Holland, Mich.	D4a-12
30	Cravens	Su'a	S	6-1	224	7/7/1995	2	Southern California	Murrieta, Calif.	D2-16
80	Crowder	Jamison	WR	5-9	177	6/17/1993	3	Duke	Monroe, N.C.	D4a-15
19	Davis	Robert	WR	6-3	217	4/9/1995	R	Georgia State	Warner Robins, Ga.	D6b-17
85	Davis	Vernon	TE	6-3	244	1/31/1984	12	Maryland	Washington, D.C.	UFA (DEN)-16
18	Doctson	Josh	WR	6-2	206	12/3/1992	2	TCU	Mansfield, Texas	D1-16
47	Dunbar	Quinton	CB	6-2	197	7/22/1992	3	Florida	Miami, Fla.	CFA-15
39R	Evans	Josh	S	6-0	213	6/5/1991	5	Florida	Irvington, N.J.	FA-16
22	Everett	Deshazor	S	6-0	195	2/22/1992	3	Texas A&M	DeRidder, La.	FA-15
54	Foster	Mason	LB	6-1	250	3/1/1989	7	Washington	Seaside, Calif.	FA-15
69R	Francis	A.J.	DL	6-5	337	5/7/1990	3	Maryland	Washington, D.C.	FA-16
29	Fuller	Kendall	CB	5-11	198	2/13/1995	2	Virginia Tech	Olney, Md.	D3-16
58	Galette	Junior	LB	6-2	254	3/27/1988	7	Stillman	Montvale, N.J.	FA-15
82	Garner	Manasseh	TE	6-2	241	3/11/1992	1	Pittsburgh	Pittsburgh, Pa.	FA-17
14	Grant	Ryan	WR	6-0	204	12/19/1990	4	Tulane	Beaumont, Texas	D5-14
23	Hall	DeAngelo	S	5-10	200	11/19/1983	14	Virginia Tech	Chesapeake, Va.	FA-08
13	Harris	Maurice	WR	6-3	200	11/11/1992	2	California	Greensboro, N.C.	CFA-16
40	Harvey-Clemons	Josh	LB	6-4	226	2/20/1994	R	Louisville	Valdosta, Ga.	D7a-17
15	Hazel	Matt	WR	6-1	195	1/23/1992	2	Coastal Carolina	North Augusta, S.C.	FA-16
20R	Holsey	Joshua	CB	5-11	195	6/25/1994	R	Auburn	Fairburn, Ga.	D7b-17
37	Homer	Tevin	CB	6-2	191	3/13/1995	R	Florida Atlantic	Lake Worth, Fla.	CFA-17
90	Hood	Ziggy	DL	6-3	305	2/16/1987	9	Missouri	Amarillo, Texas	FA-16
3	Hopkins	Dustin	K	6-2	203	10/1/1990	4	Florida State	Houston, Texas	FA-15
98	Ioannidis	Matt	DL	6-3	305	1/11/1994	2	Temple	Flemington, N.J.	D5-16
88	Jacobs	Lavern	WR	5-11	185	1/9/1993	R	Maryland	Forestville, Md.	CFA-17
31W	Jones	Matt	RB	6-2	239	3/7/1993	3	Florida	Seffner, Fla.	D3-15
67	Kalis	Kyle	G	6-4	302	12/21/1993	R	Michigan	Lakewood, Ohio	CFA-17
20W	Kelley	Rob	RB	6-0	233	10/3/1992	2	Tulane	New Orleans, La.	CFA-16
91	Kerrigan	Ryan	LB	6-4	259	8/16/1988	7	Purdue	Muncie, Ind.	D1-11
69W	Kling	John	OL	6-8	328	7/9/1991	1	Buffalo	Depew, N.Y.	FA-17
74	Kouandjio	Arie	G	6-5	316	4/23/1992	3	Alabama	Hyattsville, Md.	D4b-15
72R	Lanier II	Anthony	DL	6-6	286	5/8/1993	2	Alabama A&M	Savannah, Ga.	CFA-16
77	Lauvao	Shawn	G	6-3	308	10/26/1987	8	Arizona State	Honolulu, Hawaii	UFA (CLE)-14
61	Long	Spencer	C	6-5	318	11/8/1990	4	Nebraska	Elkhorn, Neb.	D3b-14
46	Marley	Nico	LB	5-8	200	1/5/1995	R	Tulane	Weston, Fla.	CFA-17
39W	Marshall	Keith	RB	5-11	222	2/16/1994	1	Georgia	Raleigh, N.C.	D7b-16
78	Mbu	Joey	DL	6-3	323	3/28/1993	2	Houston	Richmond, Texas	FA-16
97	McClain	Terrell	DL	6-2	302	7/20/1988	7	South Florida	Pensacola, Fla.	UFA (DAL)-17
12	McCoy	Colt	QB	6-1	215	9/5/1986	8	Texas	Tuscola, Texas	UFA (SF)-14
92	McGee	Stacy	DL	6-3	341	1/17/1990	5	Oklahoma	Muskogee, Okla.	UFA (OK)-17

2017 ROSTER

ALPHABETICAL ROSTER (CONT.)

NO.	LAST	FIRST	POS	HT	WT	D.O.B.	EXP.	COLLEGE	HS HOMETOWN	HOW ACQ.
31R	Moreau	Fabian	CB	6-0	198	4/9/1994	R	UCLA	Davie, Fla.	D3-'17
76	Moses	Morgan	T	6-6	335	3/3/1991	4	Virginia	North Chesterfield, Va.	D3a-'14
93	Murphy	Trent	LB	6-6	259	12/22/1990	4	Stanford	Phoenix, Ariz.	D2-'14
34R	Nicholson	Montae	S	6-2	216	12/4/1995	R	Michigan State	Monroeville, Pa.	D4b-'17
24	Norman	Josh	CB	6-0	200	12/15/1987	6	Coastal Carolina	Greenwood, S.C.	UFA (CAR)-'16
79	Nsekhe	Ty	T	6-8	338	10/27/1985	3	Texas State	Arlington, Texas	FA-'15
60	Painter	Vinston	T	6-4	318	10/11/1989	3	Virginia Tech	Norfolk, Va.	W (MIA)-'16
16	Pascal	Zach	WR	6-2	219	12/18/1994	R	Old Dominion	Upper Marlboro, Md.	CFA-'17
62	Patrick	Ronald	OL	6-1	310	11/1/1991	1	South Carolina	Cocoa, Fla.	FA-'16
84	Paul	Niles	TE	6-1	242	8/9/1989	7	Nebraska	Omaha, Neb.	D5b-'11
32W	Perine	Samaje	RB	5-11	236	9/16/1995	R	Oklahoma	Pflugerville, Texas	D4a-'17
35	Phillips	Dashaun	CB	5-11	186	1/3/1991	3	Tarleton State	Duncanville, Texas	FA-'15
73R	Pipkins	Ondre	DL	6-3	321	2/25/1994	R	Texas Tech	Kansas City, Mo.	CFA-'17
11	Pryor Sr.	Terrelle	WR	6-4	228	7/20/1989	5	Ohio State	Jeannette, Pa.	UFA (CLE)-'17
83	Quick	Brian	WR	6-3	218	6/5/1989	6	Appalachian State	Columbia, S.C.	UFA (LAR)-'17
17	Quick	James	WR	6-0	177	10/6/1994	R	Louisville	Louisville, Ky.	CFA-'17
86	Reed	Jordan	TE	6-2	246	7/3/1990	5	Florida	New London, Conn.	D3-'13
45	Robertson	Pete	LB	6-2	243	12/2/1992	1	Texas Tech	Longview, Texas	FA-'17
73W	Roullier	Chase	C	6-4	317	8/23/1993	R	Wyoming	Burnsville, Minn.	D6a-'17
75	Scherff	Brandon	G	6-5	319	12/26/1991	3	Iowa	Denison, Iowa	D1-'15
94	Smith	Preston	LB	6-5	265	11/17/1992	3	Mississippi State	Stone Mountain, Ga.	D2-'15
25R	Smithson	Fish	S	5-11	196	3/18/1994	R	Kansas	Salt Lake City, Utah	CFA-'17
50	Spaight	Martrell	LB	6-0	243	8/5/1993	3	Arkansas	Little Rock, Ark.	D5-'15
87	Sprinkle	Jeremy	TE	6-5	252	8/10/1994	R	Arkansas	White Hall, Ark.	D5-'17
2	Sudfeld	Nate	QB	6-6	227	10/7/1993	2	Indiana	Modesto, Calif.	D6-'16
57	Sundberg	Nick	LS	6-0	256	7/29/1987	8	California	Phoenix, Ariz.	FA-'10
36	Swearinger	D.J.	S	5-10	205	9/1/1991	5	South Carolina	Greenwood, S.C.	UFA (ARI)-'17
99	Taylor Sr.	Phil	DL	6-3	343	4/7/1988	5	Baylor	Brandywine, Md.	FA-'17
25W	Thompson	Chris	RB	5-8	191	10/20/1990	4	Florida State	Madison, Fla.	D5a-'13
10	Thompson	Kendal	WR	6-2	196	5/14/1992	1	Utah	Oklahoma City, Okla.	CFA-'16
48	Trail	Lynden	LB	6-7	277	3/19/1991	1	Norfolk State	Miami, Fla.	FA-'15
59	Vigil	Zach	LB	6-2	238	3/28/1991	3	Utah State	Clearfield, Utah	W (MIA)-'16
5	Way	Tress	P	6-1	216	4/18/1990	4	Oklahoma	Tulsa, Okla.	W (CHI)-'14
63W	Williams	Isaiah	G	6-3	306	5/5/1993	1	Akron	Cleveland, Ohio	CFA-'16
71	Williams	Trent	T	6-5	320	7/19/1988	8	Oklahoma	Longview, Texas	D1-'10
32R	Wolff IV	Earl	S	5-11	206	12/15/1989	3	North Carolina State	Raeford, N.C.	FA-'17
38	Young III	Lou	DB	6-1	205	10/9/1991	2	Georgia Tech	Olney, Md.	FA-'17

2017 COACHING STAFF

Jay Gruden	Head Coach
Bill Callahan	Asst. Head Coach/Offensive Line
Matt Cavanaugh	Offensive Coordinator
Ben Kotwica	Special Teams Coordinator
Greg Manuskay	Defensive Coordinator
Kevin Carberry	Asst. Offensive Line
Chad Englehart	Head Strength & Conditioning
Torrian Gray	Defensive Backs
Chad Grimm	Outside Linebackers
Deuce Gruden	Asst. Strength & Conditioning
Ike Hilliard	Wide Receivers
Randy Jordan	Running Backs
Paul Kelly	Director of Football Operations
Cannon Matthews	Defensive Quality Control
Bret Munsey	Asst. Special Teams
Kavan Latham	Asst. Strength & Conditioning
Kevin O'Connell	Quarterbacks
Chris O'Hara	Offensive Quality Control
Kirk Olivadotti	Inside Linebackers
Wes Phillips	Tight Ends
Jake Sankal	Asst. Strength & Conditioning/Nutritionist
James Rowe	Asst. Defensive Backs
Jim Tomsula	Defensive Line

2017 ROSTER

NUMERICAL ROSTER (AGES AS OF JUNE 15)

NO.	FIRST	LAST	POS	HT	WT	AGE	EXP.	COLLEGE	HS HOMETOWN	HOW ACQ.
2	Nate	Sudfeld	QB	6-6	227	23	2	Indiana	Modesto, Calif.	DB-16
3	Dustin	Hopkins	K	6-2	203	26	4	Florida State	Houston, Texas	FA-15
5	Tress	Way	P	6-1	216	27	4	Oklahoma	Tulsa, Okla.	W (CHI)-14
8	Kirk	Cousins	QB	6-3	202	28	6	Michigan State	Holland, Mich.	D4a-12
10	Kendal	Thompson	WR	6-2	196	25	1	Utah	Oklahoma City, Okla.	CFA-16
11	Terrelle	Pryor Sr.	WR	6-4	228	27	5	Ohio State	Jeannette, Pa.	UFA (CLE)-17
12	Colt	McCoy	QB	6-1	215	30	8	Texas	Tuscola, Texas	UFA (SF)-14
13	Maurice	Harris	WR	6-3	200	24	2	California	Greensboro, N.C.	CFA-16
14	Ryan	Grant	WR	6-0	204	26	4	Tulane	Beaumont, Texas	D5-14
15	Matt	Hazel	WR	6-1	195	25	2	Coastal Carolina	North Augusta, S.C.	FA-16
16	Zach	Pascal	WR	6-2	219	22	R	Old Dominion	Upper Marlboro, Md.	CFA-17
17	James	Quick	WR	6-0	177	22	R	Louisville	Louisville, Ky.	CFA-17
18	Josh	Doctson	WR	6-2	206	24	2	TCU	Mansfield, Texas	D1-16
19	Robert	Davis	WR	6-3	217	22	R	Georgia State	Warner Robins, Ga.	D6b-17
20R	Joshua	Holley	CB	5-11	195	22	R	Auburn	Fairburn, Ga.	D7b-17
20W	Rob	Kelley	RB	6-0	233	24	2	Tulane	New Orleans, La.	CFA-16
22	Deshazor	Everett	S	6-0	195	25	3	Texas A&M	DeRidder, La.	FA-15
23	DeAngelo	Hall	S	5-10	200	33	14	Virginia Tech	Chesapeake, Va.	FA-08
24	Josh	Norman	CB	6-0	200	29	6	Coastal Carolina	Greenwood, S.C.	UFA (CAR)-16
25R	Fish	Smithson	S	5-11	196	23	R	Kansas	Salt Lake City, Utah	CFA-17
25W	Chris	Thompson	RB	5-8	191	26	4	Florida State	Madison, Fla.	D5a-13
26	Bashaud	Breeland	CB	5-11	195	25	4	Clemson	Allendale, S.C.	D4-14
29	Kendall	Fuller	CB	5-11	198	22	2	Virginia Tech	Olney, Md.	D3-16
30	Su'a	Cravens	S	6-1	224	22	2	Southern California	Murrieta, Calif.	D2-16
31R	Fabian	Moreau	CB	6-0	198	23	R	UCLA	Davie, Fla.	D3-17
31W	Matt	Jones	RB	6-2	239	24	3	Florida	Seffner, Fla.	D3-15
32R	Earl	Wolff IV	S	5-11	206	27	3	North Carolina State	Raeford, N.C.	FA-17
32W	Samaje	Perine	RB	5-11	236	21	R	Oklahoma	Pflugerville, Texas	D4a-17
34R	Montae	Nicholson	S	6-2	216	21	R	Michigan State	Monroeville, Pa.	D4b-17
34W	Mack	Brown	RB	5-11	213	25	2	Florida	Lithonia, Ga.	FA-15
35	Dashaun	Phillips	CB	5-11	186	26	3	Tarleton State	Duncanville, Texas	FA-15
36	D.J.	Swearinger	S	5-10	205	25	5	South Carolina	Greenwood, S.C.	UFA (ARI)-17
37	Tevin	Homer	CB	6-2	191	22	R	Florida Atlantic	Lake Worth, Fla.	CFA-17
38	Lou	Young III	DB	6-1	205	25	2	Georgia Tech	Olney, Md.	FA-17
39R	Josh	Evans	S	6-0	213	26	5	Florida	Irvington, N.J.	FA-16
39W	Keith	Marshall	RB	5-11	222	23	1	Georgia	Raleigh, N.C.	D7b-16
40	Josh	Harvey-Clemons	LB	6-4	226	23	R	Louisville	Valdosta, Ga.	D7a-17
41	Will	Blackmon	S	6-0	212	32	11	Boston College	Warwick, R.I.	FA-15
45	Pete	Robertson	LB	6-2	243	24	1	Texas Tech	Longview, Texas	FA-17
46	Nico	Marley	LB	5-8	200	22	R	Tulane	Weston, Fla.	CFA-17
47	Quinton	Dunbar	CB	6-2	197	24	3	Florida	Miami, Fla.	CFA-15
48	Lynden	Trail	LB	6-7	277	26	1	Norfolk State	Miami, Fla.	FA-15
50	Martrell	Spaight	LB	6-0	243	23	3	Arkansas	Little Rock, Ark.	D5-15
51	Will	Compton	LB	6-1	235	27	4	Nebraska	Bonne Terre, Mo.	CFA-13
52	Ryan	Anderson	LB	6-2	253	22	R	Alabama	Daphne, Ala.	D2-17
53	Zach	Brown	LB	6-1	251	27	6	North Carolina	Columbia, Md.	UFA (BUF)-17
54	Mason	Foster	LB	6-1	250	28	7	Washington	Seaside, Calif.	FA-15
55	Chris	Carter	LB	6-1	240	28	7	Fresno State	Fontana, Calif.	UFA (IND)-17
57	Nick	Sundberg	LS	6-0	256	29	8	California	Phoenix, Ariz.	FA-10
58	Junior	Galette	LB	6-2	254	29	7	Stillman	Montvale, N.J.	FA-15
59	Zach	Vigil	LB	6-2	238	26	3	Utah State	Clearfield, Utah	W (MIA)-16
60	Vinston	Painter	T	6-4	318	27	3	Virginia Tech	Norfolk, Va.	W (MIA)-16
61	Spencer	Long	C	6-5	318	26	4	Nebraska	Elkhorn, Neb.	D3b-14

2017 ROSTER

NUMERICAL ROSTER (CONT.)

NO.	FIRST	LAST	POS	HT	WT	AGE	EXP.	COLLEGE	HS HOMETOWN	HOW ACQ.
62	Ronald	Patrick	DL	6-1	310	25	1	South Carolina	Cocoa, Fla.	FA-16
63R	Brandon	Banks	DL	6-3	267	23	R	Charlotte	High Point, N.C.	CFA-17
63W	Isaiah	Williams	G	6-3	306	24	1	Akron	Cleveland, Ohio	CFA-16
67	Kyle	Kalis	G	6-4	302	23	R	Michigan	Lakewood, Ohio	CFA-17
68	Tyler	Catalina	G	6-6	325	24	R	Georgia	Holden, Mass.	CFA-17
69R	A.J.	Francis	DL	6-5	337	27	3	Maryland	Washington, D.C.	FA-16
69W	John	Kling	DL	6-8	328	26	1	Buffalo	Depew, N.Y.	FA-17
71	Trent	Williams	T	6-5	320	28	8	Oklahoma	Longview, Texas	D1-10
72R	Anthony	Lanier II	DL	6-6	286	24	2	Alabama A&M	Savannah, Ga.	CFA-16
72W	Kevin	Bowen	T	6-9	346	23	1	East Central	La Mesa, Calif.	CFA-16
73R	Ondre	Pipkins	DL	6-3	321	23	R	Texas Tech	Kansas City, Mo.	CFA-17
73W	Chase	Roullier	C	6-4	317	23	R	Wyoming	Burnsville, Minn.	D6a-17
74	Arie	Kouandjio	G	6-5	316	25	3	Alabama	Hyattsville, Md.	D4b-15
75	Brandon	Scherff	G	6-5	319	25	3	Iowa	Denison, Iowa	D1-15
76	Morgan	Moses	T	6-6	335	26	4	Virginia	North Chesterfield, Va.	D3a-14
77	Shawn	Lauvao	G	6-3	308	29	8	Arizona State	Honolulu, Hawaii	UFA (CLE)-14
78	Joey	Mbu	DL	6-3	323	24	2	Houston	Richmond, Texas	FA-16
79	Ty	Nsekhe	T	6-8	338	31	3	Texas State	Arlington, Texas	FA-15
80	Jamison	Crowder	WR	5-9	177	23	3	Duke	Monroe, N.C.	D4a-15
82	Manasseh	Garner	TE	6-2	241	25	1	Pittsburgh	Pittsburgh, Pa.	FA-17
83	Brian	Quick	WR	6-3	218	28	6	Appalachian State	Columbia, S.C.	UFA (LAR)-17
84	Niles	Paul	TE	6-1	242	27	7	Nebraska	Omaha, Neb.	D5b-11
85	Vernon	Davis	TE	6-3	244	33	12	Maryland	Washington, D.C.	UFA (DEN)-16
86	Jordan	Reed	TE	6-2	246	26	5	Florida	New London, Conn.	D3-13
87	Jeremy	Sprinkle	TE	6-5	252	22	R	Arkansas	White Hall, Ark.	D5-17
88	Levern	Jacobs	WR	5-11	185	24	R	Maryland	Forestville, Md.	CFA-17
89	Derek	Carrier	TE	6-4	244	26	5	Beloit	Edgerton, Wisc.	T (SF)-15
90	Ziggy	Hood	DL	6-3	305	30	9	Missouri	Amarillo, Texas	FA-16
91	Ryan	Kerrigan	LB	6-4	259	28	7	Purdue	Muncie, Ind.	D1-11
92	Stacy	McGee	DL	6-3	341	27	5	Oklahoma	Muskogee, Okla.	UFA (OAK)-17
93	Trent	Murphy	LB	6-6	259	26	4	Stanford	Phoenix, Ariz.	D2-14
94	Preston	Smith	LB	6-5	265	24	3	Mississippi State	Stone Mountain, Ga.	D2-15
95	Jonathan	Allen	DL	6-3	288	22	R	Alabama	Ashburn, Va.	D1-17
96	Houston	Bates	LB	6-3	240	25	3	Louisiana Tech	Covington, La.	CFA-15
97	Terrell	McClain	DL	6-2	302	28	7	South Florida	Pensacola, Fla.	UFA (DAL)-17
98	Matt	Ioannidis	DL	6-3	305	23	2	Temple	Flemington, N.J.	D5-16
99	Phil	Taylor Sr.	DL	6-3	343	29	5	Baylor	Brandywine, Md.	FA-17

PRONUNCIATION GUIDE

Bashaud Breeland..... BUSH-aud
 Su'a Cravens..... SOO-uh
 Josh Doctson.....DOCK-sun
 Deshazor Everett.....de-SHAY-zor
 Junior Galette.....guh-LET
 Manasseh Garner.....muh-NESS-uh
 Matt Ioannidis.....eye-an-NYE-dis
 Levern Jacobs..... LEE-vern
 Arie Kouandjio.....R-ree / KWON-joe
 Shawn Lauvao.....lah-VDW
 Joey Mbu.....mm-boo
 Terrell McClain..... tuh-RELL

Ty Nsekhe.....en-SECK-he
 Zach Pascal..... PASS-cull
 Samaje Perine.....sah-MAH-jay / PEE-rhine
 Chase Roullier.....ROO-lee-ay
 Brandon Scherff.....SCHER-eff
 Martrell Spaight.....SPAYT
 D.J. Swearinger.....SWEAR-in-ger

COACHING STAFF

Ben Kotwica.....cot-WEE-kuh
 Kavan Latham..... kuh-VON
 Greg Manusky.....man-US-key

2017 ROSTER

HOW THE REDSKINS WERE BUILT

YEAR	DRAFT/CFA 52	FREE AGENT 34	TRADE 1	WAIVERS 3
2008		S DeAngelo Hall		
2010	T Trent Williams (1)	LS Nick Sundberg		
2011	LB Ryan Kerrigan (1) TE Niles Paul (5b)			
2012	QB Kirk Cousins (4a)			
2013	TE Jordan Reed (3) RB Chris Thompson (5a) LB Will Compton (CFA)			
2014	LB Trent Murphy (2) T Morgan Moses (3a) C Spencer Long (3b) CB Bashaud Breeland (4) WR Ryan Grant (5)	G Shawn Lauvao (UFA - CLE) QB Colt McCoy (UFA - SF)		P Tress Way (CHI)
2015	G Brandon Scherff (1) LB Preston Smith (2) RB Matt Jones (3) WR Jamison Crowder (4a) G Arie Kouandjio (4b) LB Martrell Spaight (5) LB Houston Bates (CFA) CB Quinton Dunbar (CFA)	S Will Blackmon RB Mack Brown S Deshaun Everett LB Mason Foster LB Junior Galette K Dustin Hopkins T Ty Nsekhe CB Dashaun Phillips LB Lynden Trail	TE Derek Carrier (SF)	
2016	WR Josh Doctson (1) S Su'a Cravens (2) CB Kendall Fuller (3) DE Matt Ioannidis (5) QB Nate Sudfeld (6) RB Keith Marshall (7b) T Kevin Bowen (CFA) WR Maurice Harris (CFA) RB Rob Kelley (CFA) DL Anthony Lanier II (CFA) WR Kendal Thompson (CFA) G Isaiah Williams (CFA)	TE Vernon Davis (UFA - DEN) S Josh Evans DL A.J. Francis WR Matt Hazel DL Ziggy Hood DL Joey Mbu CB Josh Norman (UFA - CAR) OL Ronald Patrick		OL Vinston Painter (MIA) LB Zach Vigil (MIA)
2017	DL Jonathan Allen (1) LB Ryan Anderson (2) CB Fabian Moreau (3) RB Samaje Perine (4a) S Montae Nicholson (4b) TE Jeremy Sprinkle (5) C Chase Roullier (6a) WR Robert Davis (6b) LB Josh Harvey-Clemons (7a) CB Joshua Holshey (7b) DL Brandon Banks (CFA) G Tyler Catalina (CFA) CB Tevin Homer (CFA) WR Lavern Jacobs (CFA) G Kyle Kalis (CFA) LB Nico Marley (CFA) WR Zach Pascal (CFA) DL Ondre Pipkins (CFA) WR James Quick (CFA) S Fish Smithson (CFA)	LB Zach Brown (UFA - BUF) LB Chris Carter (UFA - IND) TE Manasseh Garner OL John Kling DL Terrell McClain (UFA - DAL) DL Stacy McGee (UFA - OAK) WR Terrelle Pryor Sr. (UFA - CLE) WR Brian Quick (UFA - LAR) LB Pete Robertson S D.J. Swearinger (UFA - ARI) DL Phil Taylor Sr. S Earl Wolf IV DB Lou Young III		



2016 IN REVIEW

2016 IN REVIEW

2016 STATISTICS

Sept. 12	L	38-16	vs. Pittsburgh Steelers	79,124
Sept. 18	L	27-23	vs. Dallas Cowboys	80,612
Sept. 25	W	29-27	at New York Giants	78,368
Oct. 2	W	31-20	vs. Cleveland Browns	76,249
Oct. 9	W	16-10	at Baltimore Ravens	71,318
Oct. 16	W	27-20	vs. Philadelphia Eagles	78,934
Oct. 23	L	20-17	at Detroit Lions	60,461
Oct. 30	T	27-27 (OT)	at Cincinnati Bengals (UK)	84,488
Nov. 13	W	26-20	vs. Minnesota Vikings	78,212
Nov. 20	W	42-24	vs. Green Bay Packers	77,137
Nov. 24	L	31-26	at Dallas Cowboys	93,099
Dec. 4	L	31-23	at Arizona Cardinals	64,939
Dec. 11	W	27-22	at Philadelphia Eagles	69,586
Dec. 19	L	26-15	vs. Carolina Panthers	76,689
Dec. 24	W	41-21	at Chicago Bears	57,953
Jan. 1	L	19-10	vs. New York Giants	79,471

TOTAL FIRST DOWNS

	Redskins	Opponents
Rushing	89	109
Passing	226	225
Penalty	30	34
3rd Down: Made/Att	90/199	97/208
3rd Down Pct.	45.2	46.6
4th Down: Made/Att	7/14	9/16
4th Down Pct.	50.0	56.3

POSSESSION AVG.

Team	407	4948
Opponents	387	4383

TOTAL NET YARDS

Team	407	4948
Opponents	387	4383

NET YARDS RUSHING

Team	1696	1916
Opponents	106.0	119.8

NET YARDS PASSING

Team	4758	4130
Opponents	297.4	258.1

SACKED/YARDS LOST

Team	23/190	38/253
Opponents	49/48	43/83

GROSS YARDS

Team	607/407	589/387
Opponents	67/1	65/7

COMPLETION PCT.

Team	12	13
Opponents	49/45.1	61/45.9

PUNTS/AVERAGE

Team	38.9	38.9
Opponents	110/90.9	100/102.3

PENALTIES/YARDS

Team	19/9	22/8
Opponents	43	45

FUMBLES/BALL LOST

Team	17	19
Opponents	25	22

TOUCHDOWNS

Team	1	4
------	---	---

SCORE BY PERIODS

	Q1	Q2	Q3	Q4	OT	PTS
Redskins	77	91	96	132	0	396
Opponents	68	138	60	117	0	383

PLAYER

Player	TD	Ru	Pa	Rt	PAT	FG	2PT	S	Pts
D.Hopkins	0	0	0	0	36/39	34/42	0	0	138
J.Crowder	8	0	7	1	0/0	0/0	0	0	48
R.Kelley	7	6	1	0	0/0	0/0	0	0	42
J.Reed	6	0	6	0	0/0	0/0	0	0	36
C.Thompson	5	3	2	0	0/0	0/0	0	0	30
D.Jackson	4	0	4	0	0/0	0/0	0	0	24
K.Cousins	4	4	0	0	0/0	0/0	0	0	24
P.Garçon	3	0	3	0	0/0	0/0	0	0	18
M.Jones	3	3	0	0	0/0	0/0	0	0	18
V.Davis	2	0	2	0	0/0	0/0	0	0	12
M.Brown	1	1	0	0	0/0	0/0	0	0	6
Team	43	17	25	1	36/39	34/42	0	0	396
Opponents	45	19	22	4	41/43	24/30	0	0	383

RUSHING	No.	Yds	Avg	Lg	TD
R.Kelley	168	704	4.2	66	6
M.Jones	99	460	4.6	57	3
C.Thompson	68	356	5.2	25t	3
K.Cousins	34	96	2.8	19t	4
M.Brown	8	82	10.3	61t	1
J.Crowder	2	-2	-1.0	7	0
Team	379	1696	4.5	66	17
Opponents	423	1916	4.5	35	19

RECEIVING	No.	Yds	Avg	Lg	TD
P.Garçon	79	1041	13.2	70t	3
J.Crowder	67	847	12.6	55t	7
J.Reed	66	686	10.4	33	6
D.Jackson	56	1005	17.9	80t	4
C.Thompson	49	349	7.1	38	2
V.Davis	44	583	13.3	44	2
R.Kelley	12	82	6.8	22	1
R.Grant	9	76	8.4	17	0
M.Jones	8	73	9.1	16	0
M.Harris	8	66	8.3	15	0
J.Doctson	2	66	33.0	57	0
N.Paul	2	27	13.5	16	0
D.Carrier	2	10	5.0	6	0
Q.Dunbar	1	31	31.0	31	0
R.Ross	1	8	8.0	8	0
M.Brown	1	-2	-2.0	0	0
Team	407	4948	12.2	80t	25
Opponents	387	4383	11.3	54	22

INTERCEPTIONS	No.	Yds	Avg.	Lg	TD
J.Norman	3	38	12.7	35	0
B.Breeland	3	32	10.7	26	0
W.Blackmon	1	79	79.0	79	0
P.Smith	1	22	22.0	22	0
M.Spaight	1	8	8.0	8	0
W.Compton	1	5	5.0	5	0
S.Cravens	1	2	2.0	2	0
Q.Dunbar	1	0	0.0	0	0
D.Everett	1	0	0.0	0	0
Team	13	186	14.3	79	0
Opponents	12	201	16.8	64t	2

PUNTING	No.	Yds	Avg	Net	TB	In20	Lg	Blk
T.Way	49	2209	45.1	38.9	4	15	61	0
Team	49	2209	45.1	38.9	4	15	61	0
Opponents	61	2797	45.9	38.9	4	18	68	0

PUNT RETURNS	Ret	FC	Yds	Avg	Lg	TD
J.Crowder	27	15	328	12.1	85t	1
W.Blackmon	1	1	16	16.0	16	0
Q.Dunbar	1	0	0	0.0	0	0
Team	29	16	344	11.9	85t	1
Opponents	27	7	222	8.2	19	0

KICKOFF RETURNS	No.	Yds	Avg	Lg	TD
C.Thompson	17	360	21.2	28	0
W.Blackmon	4	109	27.3	45	0
M.Harris	3	47	15.7	26	0
R.Ross	1	22	22.0	22	0
B.Breeland	1	18	18.0	18	0
N.Paul	1	14	14.0	14	0
Team	27	570	21.1	45	0
Opponents	25	534	21.4	86t	1

FIELD GOALS	1-19	20-29	30-39	40-49	50+
D.Hopkins	0/0	12/12	12/14	7/9	3/7
Team	0/0	12/12	12/14	7/9	3/7
Opponents	0/0	8/9	7/9	8/9	1/3

NOTABLE
Record (Finish): 8-7-1 (3rd NFC East)

PASSING	Att	Comp	Yds	Cmp%	Yds/Att	TD	TD%	Int	Int%	Long	Sack/Lost	Rating
K.Cousins	606	406	4917	67.0%	8.1	25	4.1%	12	2.0%	80t	23/190	97.2
T.Way	1	1	31	100.0%	31.0	0	0.0%	0	0.0%	31	0/0	118.8
Team	607	407	4948	67.1%	8.2	25	4.1%	12	2.0%	80t	23/190	97.4
Opponents	589	387	4383	65.7%	7.4	22	3.7%	13	2.2%	54	38/253	91.1

2016 IN REVIEW

2016 DEFENSIVE STATISTICS (ACCORDING TO COACHES' FILM REVIEW)

Player	Tack.	Solo	Asst.	TFL	Sacks	Yds	QB/H	Ints	Yds	PD	FF	FR	Safeties	TDs
Mason Foster	149	106	43	9	0	0	7	0	0	8	1	0	0	0
Will Compton	128	71	57	4	0	0	6	1	5	6	2	2	0	0
Duke Ihenacho	77	48	29	4	0	0	2	0	0	1	0	0	0	0
Bashaud Breeland	76	59	17	2	1	3	2	3	32	11	2	0	0	0
Donte Whitner Sr.	74	54	20	0	0	0	0	0	0	3	1	0	0	0
Josh Norman	72	54	18	2	0	0	4	3	38	18	2	0	0	0
Preston Smith	68	45	23	11	4.5	37	36	1	22	3	0	0	0	0
Trent Murphy	55	37	18	12	9	53.5	42	0	0	2	3	1	0	0
Chris Baker	50	22	28	6	3.5	23.5	24	0	0	2	2	0	0	0
Will Blackmon	47	27	20	1	0.5	4	3	1	79	4	1	0	0	0
Ricky Jean Francois	46	18	28	3	1.5	10	9	0	0	1	1	0	0	0
Kendall Fuller	45	37	8	0	0	0	3	0	0	3	0	0	0	0
Ziggy Hood	42	16	26	3	1	0	7	0	0	2	0	0	0	0
Su'a Cravens	39	24	15	3	1	4	5	1	2	5	0	0	0	0
Ryan Kerrigan	38	31	7	16	11	84	39	0	0	1	2	0	0	0
David Bruton Jr.	27	21	6	1	1	2	2	0	0	2	0	0	0	0
Quinton Dunbar	26	22	4	2	1	0	3	1	0	3	0	1	0	0
Cullen Jenkins	20	7	13	3	1.5	13.5	9	0	0	0	0	0	0	0
Greg Toler	20	15	5	0	0	0	0	0	0	2	0	1	0	0
Martrell Spaight	19	13	6	0	0	0	0	1	8	0	0	0	0	0
DeAngelo Hall	17	12	5	0	0	0	0	0	0	1	0	0	0	0
Matt Ioannidis	10	4	6	0	0	0	1	0	0	0	0	0	0	0
Terence Garvin	8	6	2	0	0.5	4	0	0	0	0	0	0	0	0
Dashaun Phillips	7	5	2	1	0	0	0	0	0	0	0	1	0	0
Deshazor Everett	5	4	1	0	0	0	0	1	0	1	0	0	0	0
Kendall Reyes	4	2	2	0	0	0	0	0	0	0	0	0	0	0
Kedric Golston	3	1	2	0	0	0	2	0	0	0	0	0	0	0
Houston Bates	1	1	0	0	0	0	0	0	0	0	0	0	0	0
Lynden Trail	1	0	1	0	0	0	0	0	0	1	0	0	0	0
Anthony Lanier II	0	0	0	0	0	0	4	0	0	0	0	1	0	0
TOTALS	1174	762	412	83	37	238.5	210	13	186	80	17	7	0	0

2016 STARTERS

Offense: QB Kirk Cousins (16), WR Pierre Garçon (16), T Morgan Moses (16), G Brandon Scherff (16), WR DeSean Jackson (15), TE Vernon Davis (14), G Shawn Lauvao (14), C/G Spencer Long (12), T Trent Williams (12), WR Jamison Crowder (9), RB Rob Kelley (9), TE Jordan Reed (8), RB Matt Jones (7), T Ty Nsekhe (4), C Kory Lichtensteiger (3), G Arie Kouandjio (2), WR Ryan Grant (1), TE Niles Paul (1), C John Sullivan (1)

Defense: DE Chris Baker (16), LB Ryan Kerrigan (16), CB Josh Norman (16), LB Preston Smith (16), LB Will Compton (15), CB Bashaud Breeland (14), DL Ziggy Hood (14), LB Mason Foster (13), S Duke Ihenacho (10), S Donte Whitner Sr. (9), DE Ricky Jean-Francois (7), S Will Blackmon (6), CB Kendall Fuller (6), S David Bruton Jr. (4), S Su'a Cravens (3), S DeAngelo Hall (3), CB Quinton Dunbar (2), DL Kedric Golston (2), CB Dashaun Phillips (2), CB Greg Toler (2), LB Martrell Spaight (1)

2016 IN REVIEW

Sept. 12, 2016

GAME 1

FedExField (Landover, Md.)

STEELERS 38, REDSKINS 16

LANDOVER, Md. – The Washington Redskins fell to the Pittsburgh Steelers, 38-16, in front of an announced crowd of 79,124 people at FedExField in Week 1.

The Redskins opened the season on Monday Night Football for the 11th time since the introduction of the broadcast package in 1970. It was also the team's third straight opener against an AFC opponent, marking the first time the team opened with AFC opponents in three straight seasons since the formation of conferences following the 1970 AFL-NFL merger.

Washington ran out to an early 6-0 lead on two field goals by kicker Dustin Hopkins in the first quarter. Facing a fourth-and-1 at the Washington 29-yard line early in the second quarter, Steelers Head Coach Mike Tomlin opted to go for it, as quarterback Ben Roethlisberger connected with Antonio Brown for a 29-yard score to take the lead.

The Steelers added two more passing touchdowns and a field goal before the Redskins responded with 10 points on a Hopkins field goal and a one-yard Chris Thompson touchdown run in the second half to cut the Steelers' lead to eight points. However, the Steelers put the game away with two fourth quarter drives culminating in rushing touchdowns by running back DeAngelo Williams.

The game marked the end of a couple of noteworthy streaks for quarterback Kirk Cousins. With a third quarter interception on his 21st pass attempt of the game, Cousins snapped a streak of 252 consecutive regular season pass attempts at FedExField without an interception, dating back to Week 1 of the 2015 season. The streak – which extends to 298 consecutive attempts when including postseason play – was the longest streak of consecutive home pass attempts without an interception in team history.

The game was also Cousins' first without a passing touchdown since assuming the starting role prior to the 2015 season. His streak of consecutive games with a touchdown pass ended at 17, including postseason play, which ranked as the second-longest in team history (23, Sonny Jurgensen).

TEAM	QTR	TIME	SCORING PLAY	DRIVE	PIT	WAS
WAS	1	5:56	D. Hopkins 31 yd. Field Goal	9-54, 3:24	0	3
WAS	1	1:08	D. Hopkins 40 yd. Field Goal	5-14, 2:38	0	6
PIT	2	10:10	A. Brown 29 yd. pass from B. Roethlisberger [C. Boswell kick]	11-75, 5:58	7	6
PIT	2	0:27	E. Rogers 3 yd. pass from B. Roethlisberger [C. Boswell kick]	14-67, 5:52	14	6
PIT	3	11:18	C. Boswell 46 yd. Field Goal	8-47, 3:42	17	6
PIT	3	7:01	A. Brown 26 yd. pass from B. Roethlisberger [C. Boswell kick]	5-75, 2:04	24	6
WAS	3	2:01	D. Hopkins 34 yd. Field Goal	9-52, 5:00	24	9
WAS	4	13:01	C. Thompson 1 yd. run [D. Hopkins kick]	7-77, 2:18	24	16
PIT	4	5:48	D. Williams 15 yd. run [C. Boswell kick]	13-73, 7:13	31	16
PIT	4	1:54	D. Williams 6 yd. run [C. Boswell kick]	6-45, 2:23	38	16

PASSING

WAS: K. Cousins 30-43 329, 1 INT

PIT: B. Roethlisberger 27-37 300, 3 TD, 1 INT

RUSHING

WAS: M. Jones 7-24, C. Thompson 4-23, K. Cousins 1-8

PIT: D. Williams 26-143 2 TD, F. Toussaint 3-6, B. Roethlisberger 1--2

RECEIVING

WAS: J. Reed 7-64, D. Jackson 6-102, J. Crowder 6-58, P. Garçon 6-51, C. Thompson 2-16, V. Davis 1-20, M. Jones 1-9, J. Doctson 1-9

PIT: A. Brown 8-126, E. Rogers 6-59, D. Williams 6-28, J. James 5-31, S. Coates 2-56

PUNT RETURNS

WAS: J. Crowder 1-17

PIT: None

KICKOFF RETURNS

WAS: W. Blackmon 1-29

PIT: F. Toussaint 1-18

SACKS

WAS: R. Kerrigan 1-12

PIT: None

2016 IN REVIEW

Sept. 18, 2016

GAME 2

FedExField (Landover, Md.)

COWBOYS 27, REDSKINS 23

LANDOVER, Md. – The Washington Redskins fell to the Dallas Cowboys, 27-23, in front of an announced crowd of 80,612 people at FedExField in Week 2.

After facing an early 10-0 deficit, the Redskins rallied back to take a 17-13 lead on the first drive of the third quarter when quarterback Kirk Cousins connected with wide receiver Jamison Crowder for an 11-yard touchdown. The score was the first of four lead changes in the second half.

The Cowboys responded with a six-yard touchdown run by quarterback Dak Prescott to take a 20-17 lead, but kicker Dustin Hopkins responded with two field goals in the third quarter to give Washington a 23-20 lead entering the fourth quarter. However, the Cowboys retook the lead for good on an 11-play, 80-yard drive culminating in a touchdown by former Redskins running back Alfred Morris.

For the game, Cousins completed 28-of-46 passes for 364 yards with one touchdown and one interception. The 300-yard game was the 14th of Cousins' career, including postseason play, tying him with Joe Theismann (14) for second-most in team history. The game snapped Cousins' streak of nine consecutive regular season games with a completion percentage of 65.0 or better, dating back to 2015. The streak was tied for the second-longest in the NFL since 1960, trailing only Joe Montana (10 in 1989).

Running back Matt Jones recorded his first rushing touchdown of the season, the fourth of his career, on a 14-yard run in the second quarter. The rushing touchdown was his first since Week 5 of the 2015 season at Atlanta.

The contest was safety DeAngelo Hall's 100th career regular season game with the Redskins, joining Darrell Green (295), Brig Owens (158), Pat Fischer (126), Ken Houston (112), Mark Murphy (109), Reed Doughty (107), Fred Smoot (101) and Todd Bowles (100) as the only defensive backs to play 100 regular season games for the team.

TEAM	QTR	TIME	SCORING PLAY	DRIVE	DAL	WAS
DAL	1	9:25	D. Bailey 22 yd. Field Goal	13-76, 5:35	3	0
DAL	1	1:39	E. Elliott 1 yd. run [D. Bailey kick]	9-94, 5:13	10	0
WAS	2	13:08	M. Jones 14 yd. run [D. Hopkins kick]	8-75, 3:31	10	7
DAL	2	4:34	D. Bailey 31 yd. Field Goal	10-43, 4:31	13	7
WAS	2	0:26	D. Hopkins 36 yd. Field Goal	12-56, 4:08	13	10
WAS	3	11:16	J. Crowder 11 yd. pass from K. Cousins [D. Hopkins kick]	8-75, 3:44	13	17
DAL	3	5:41	D. Prescott 6 yd. run [D. Bailey kick]	10-75, 5:35	20	17
WAS	3	2:06	D. Hopkins 29 yd. Field Goal	7-27, 3:35	20	20
WAS	3	0:04	D. Hopkins 22 yd. Field Goal	5-30, 1:35	20	23
DAL	4	4:45	A. Morris 4 yd. run [D. Bailey kick]	11-80, 5:50	27	23

PASSING

WAS: K. Cousins 28-46 364, 1 TD, 1 INT

DAL: D. Prescott 22-30 292

RUSHING

WAS: M. Jones 13-61 1 TD, K. Cousins 2-20, C. Thompson 2-1

DAL: E. Elliott 21-83 1 TD, A. Morris 5-7 1 TD, L. Dunbar 3-6, D. Prescott 1-6 1 TD

RECEIVING

WAS: J. Crowder 6-39 1 TD, J. Reed 5-70, V. Davis 5-51, C. Thompson 3-57, D. Jackson 3-40, P. Garçon 2-25, J. Doctson 1-57, N. Paul 1-16, R. Grant 1-5, M. Jones 1-4

DAL: D. Bryant 7-102, C. Beasley 5-75, J. Witten 3-51, G. Swaim 2-29, L. Dunbar 2-26, E. Elliott 2-4, K. Smith 1-5

PUNT RETURNS

WAS: J. Crowder 2-30

DAL: L. Whitehead 1-7

KICKOFF RETURNS

WAS: C. Thompson 1-28, N. Paul 1-14

DAL: L. Whitehead 1-33, R. Smith 1-19

SACKS

WAS: T. Murphy 1.5-7.5, P. Smith 0.5-2.5, R. Kerrigan 0.5-1, R. Jean Francois 0.5-1

DAL: T. Crawford 1-8, J. Crawford 1-6

2016 IN REVIEW

Sept. 25, 2016

GAME 3

MetLife Stadium (East Rutherford, N.J.)

REDSKINS 29, GIANTS 27

EAST RUTHERFORD, N.J. – The Washington Redskins earned their first victory of the 2016 season with a 29-27 win against the New York Giants in front of an announced crowd of 78,368 people at MetLife Stadium in Week 3.

The back-and-forth affair featured six lead changes, including five in the second half alone. The Giants stormed out to a 14-3 first quarter lead, but three Dustin Hopkins field goals and a 44-yard touchdown pass from Kirk Cousins to DeSean Jackson allowed the Redskins to cut the score to 21-16 at halftime. On his touchdown reception, Jackson surpassed 8,000 career receiving yards in regular season play, becoming the ninth active player to reach the mark.

The Redskins took their first lead of the game in the third quarter when wide receiver Jamison Crowder took a screen pass 55 yards for a touchdown on third-and-15. On the play, Pro Bowl left tackle Trent Williams — who spent the majority of the second half at left guard following a rash of injuries to the Redskins' offensive line — erased two Giants defenders with a single block. As the two teams traded field goals and exchanged the lead, the Redskins made a number of key momentum-shifting plays in the second half.

In the second half, punter Tress Way hit cornerback Quinton Dunbar for a 31-yard gain on a fake punt on fourth-and-12, leading to a Hopkins field goal. Dunbar later added a highlight reel, one-handed interception in the red zone to deny the Giants points. In doing so, Dunbar became the first member of the Redskins to record a reception and an interception in the same game since cornerback Champ Bailey on Dec. 24, 2000, vs. Arizona.

Trailing by one in the fourth quarter, the Redskins engineered a 10-play, 56-yard scoring drive featuring eight runs and culminating in a 37-yard go-ahead field goal by Hopkins, his team-record-tying fifth of the day. On the Giants' final possession, Su'a Cravens picked off Eli Manning, securing the win for Washington.

TEAM	QTR	TIME	SCORING PLAY	DRIVE	WAS	NYG
NYG	1	12:18	S. Vereen 1 yd. run (J. Brown kick)	3-29, 1:05	0	7
WAS	1	9:35	D. Hopkins 49 yd. Field Goal	7-29, 2:43	3	7
NYG	1	6:10	S. Shepard 23 yd. pass from E. Manning (J. Brown kick)	8-75, 3:25	3	14
WAS	1	0:25	D. Hopkins 33 yd. Field Goal	11-60, 5:45	6	14
WAS	2	8:34	D. Hopkins 45 yd. Field Goal	7-9, 3:58	9	14
NYG	2	4:12	O. Darkwa 2 yd. run (J. Brown kick)	8-75, 4:22	9	21
WAS	2	3:40	D. Jackson 44 yd. pass from K. Cousins (D. Hopkins kick)	2-75, 0:32	16	21
WAS	3	9:45	J. Crowder 55 yd. pass from K. Cousins (D. Hopkins kick)	3-50, 1:17	23	21
NYG	3	6:29	J. Brown 29 yd. Field Goal	9-64, 3:16	23	24
WAS	4	14:57	D. Hopkins 25 yd. Field Goal	15-68, 6:32	26	24
NYG	4	7:53	J. Brown 30 yd. Field Goal	9-58, 3:07	26	27
WAS	4	1:51	D. Hopkins 37 yd. Field Goal	10-56, 6:02	29	27

PASSING

WAS: K. Cousins 21-35 296 2 TD, T. Way 1-1 31

NYG: E. Manning 25-38 350 1 TD, 2 INT

RUSHING

WAS: M. Jones 17-65, C. Thompson 6-23, R. Kelley 4-7, K. Cousins 3-[-5]

NYG: S. Vereen 11-67 1 TD, 1 FUM, O. Darkwa 10-53 1 TD

RECEIVING

WAS: D. Jackson 5-96 1 TD, P. Garcon 5-59, J. Crowder 4-78 1 TD, J. Reed 4-56, M. Jones 2-14, Q. Dunbar 1-31, C. Thompson 1-[-7]

NYG: D. Beckham Jr. 7-121, S. Shepard 5-73 1 TD, V. Cruz 3-70, W. Tye 3-14, L. Donnell 3-11, S. Vereen 2-28, B. Rainey 1-24, D. Darkwa 1-9

PUNT RETURNS

WAS: J. Crowder 2-58, Q. Dunbar 1-0 1 FUM

NYG: D. Harris 1-14

KICKOFF RETURNS

WAS: C. Thompson 1-25

NYG: D. Harris 1-14

SACKS

WAS: C. Baker 1-12, T. Murphy 1-1

NYG: O. Vernon 1-8, J. Pierre-Paul 1-6

2016 IN REVIEW

Oct. 2, 2016

GAME 4

FedExField (Landover, Md.)

REDSKINS 31, BROWNS 20

LANDOVER, Md. – The Washington Redskins defeated the Cleveland Browns, 31-20, and earned their first home win of the season in front of an announced crowd of 76,249 people at FedExField in Week 4.

The Redskins shot out to an early 14-0 lead, capping each of the team's first two offensive possessions with touchdown passes to tight end Jordan Reed. The first touchdown pass of the game, an eight-yard pass from quarterback Kirk Cousins to Reed, came on Reed's 200th career reception. With the catch, Reed became the fastest tight end in NFL history to reach 200 career receptions, reaching the milestone in 38 career games and surpassing the mark set by Pro Football Hall of Famer Kellen Winslow, who did so in 39 career games.

The Browns responded in the second quarter, tying the game at 14-14 with a rushing touchdown by running back Isaiah Crowell and a passing touchdown from quarterback Cody Kessler to wide receiver Terrelle Pryor Sr. Kickers Dustin Hopkins and Cody Parkey traded field goals at the end of the second quarter, evening the score at 17-17 at the half.

The Redskins defense responded in the second half with three takeaways, the franchise's first three-takeaway second half since forcing four turnovers at Denver on Oct. 27, 2013. The Redskins trailed 20-17 entering the fourth quarter, but running back Chris Thompson scored on a five-yard reception and running Matt Jones capped a 117-yard rushing day with a one-yard touchdown plunge.

With the comeback, the Redskins recorded come-from-behind victories in the fourth quarter in consecutive games for the first time since Weeks 13-14 of the 2012 season.

TEAM	QTR	TIME	SCORING PLAY	DRIVE	CLE	WAS
WAS	1	7:40	J. Reed 8 yd. pass from K. Cousins [D. Hopkins kick]	12-75, 7:20	0	7
WAS	1	0:27	J. Reed 9 yd. pass from K. Cousins [D. Hopkins kick]	8-80, 4:14	0	14
CLE	2	9:33	I. Crowell 2 yd. run [C. Parkey kick]	12-81, 5:54	7	14
CLE	2	7:55	T. Pryor 9 yd. pass from C. Kessler [C. Parkey kick]	3-12, 1:25	14	14
WAS	2	2:29	D. Hopkins 49 yd. Field Goal	10-32, 5:26	14	17
CLE	2	0:00	C. Parkey 51 yd. Field Goal	7-42, 2:29	17	17
CLE	3	9:25	C. Parkey 45 yd. Field Goal	11-48, 5:35	20	17
WAS	4	10:39	C. Thompson 5 yd. pass from K. Cousins [D. Hopkins kick]	10-91, 5:28	20	24
WAS	4	4:25	M. Jones 1 yd. run [D. Hopkins kick]	4-39, 2:03	20	31

PASSING

WAS: K. Cousins 21-27 183, 3 TD, 1 INT

CLE: C. Kessler 28-40 223, 1 TD, 1 INT

RUSHING

WAS: M. Jones 22-117 1 TD, C. Thompson 3-24, R. Kelley 1-4

CLE: I. Crowell 15-112 1 TD, D. Johnson 9-53 1 FUM, C. Kessler 2-2, M. Johnson 1-2 1 FUM, T. Pryor 1-(-6)

RECEIVING

WAS: J. Reed 9-73 2 TD, P. Garçon 4-39, J. Crowder 2-21, M. Jones 2-21, C. Thompson 2-16 1 TD, V. Davis 1-8, D. Jackson 1-5

CLE: G. Barnidge 7-57, D. Johnson 6-31, T. Pryor 5-46, R. Louis 3-28, A. Hawkins 3-28, I. Crowell 3-22, M. Johnson 1-11

PUNT RETURNS

WAS: None

CLE: D. Johnson 1-18, J. Poyer 1-2

KICKOFF RETURNS

WAS: C. Thompson 1-26

CLE: G. Atkinson 1-17

SACKS

WAS: T. Murphy 1-6

CLE: C. Johnson 2-17, B. Boddy-Calhoun 1-10

2016 IN REVIEW

Oct. 9, 2016

GAME 5

M&T Bank Stadium (Baltimore)

REDSKINS 16, RAVENS 10

BALTIMORE – The Washington Redskins defeated the Baltimore Ravens, 16-10, in front of an announced crowd of 71,318 people at M&T Bank Stadium in Week 5.

With the victory, the Redskins improved to 3-2 on the season and earned their first regular season win in the city of Baltimore since defeating the Baltimore Colts, 14-13, at Memorial Stadium on Oct. 23, 1955.

The Ravens opened the game with a nine-play, 75-yard touchdown drive to take a 7-0 lead less than five minutes into the contest. However, the Redskins' defense would stiffen the rest of way, holding the Ravens to 10 points during the contest, the Redskins' fewest points allowed since Week 2 of the 2015 season.

Wide receiver Jamison Crowder scored his first career punt return for touchdown on an 85-yard return in the first quarter. The punt return for touchdown was the Redskins' first since Oct. 26, 2008, when Santana Moss returned a punt 80 yards for a touchdown at Detroit. Crowder's touchdown snapped a streak of 124 regular season games without a punt return for touchdown for the Redskins, which had been the longest active streak in the NFL. However, swirling winds resulted in a missed PAT, leaving the score at 7-6 in favor of the Ravens.

After a 21-yard touchdown pass from Kirk Cousins to Pierre Garçon gave the Redskins the lead early in the second half, the game swung in later in the third quarter when Ravens linebacker C.J. Mosley intercepted a pass by quarterback Kirk Cousins and raced toward the end zone, only to fumble the ball for a touchback at the goal line. The Redskins responded with an 11-play field goal drive to pushed their lead to six.

The Ravens mounted a final drive that appeared to end with receiver Breshad Perriman hauling in a 23-yard touchdown pass with 30 seconds remaining. However, an official review revealed that Perriman's second foot landed out of bounds, erasing the score and allowing the Redskins to force a game-winning turnover on downs three plays later.

TEAM	QTR	TIME	SCORING PLAY	DRIVE	WAS	BAL
BAL	1	10:13	C. Gillmore 7 yd. pass from J. Flacco (J. Tucker kick)	9-75, 4:47	0	7
WAS	1	4:52	J. Crowder 85 yd. punt return (kick failed)	-	6	7
BAL	2	14:56	J. Tucker 31 yd. Field Goal	12-71, 4:56	6	10
WAS	3	8:28	P. Garçon 21 yd. pass from K. Cousins (D. Hopkins kick)	3-50, 1:33	13	10
WAS	3	0:14	D. Hopkins 37 yd. Field Goal	11-72, 5:55	16	10

PASSING

WAS: K. Cousins 29-41 260, 1 TD, 1 INT

BAL: J. Flacco 30-46 210, 1 TD, J. Tucker 0-1

RUSHING

WAS: M. Jones 14-31, R. Kelley 3-18, C. Thompson 2-12

BAL: T. West 11-95, J. Allen 4-18, K. Dixon 1-6, J. Flacco 3-(-1)

RECEIVING

WAS: P. Garçon 5-56 1 TD, J. Reed 8-53, D. Jackson 3-35, J. Crowder 3-35, C. Thompson 4-33, M. Jones 2-25, V. Davis 3-15, R. Ross 1-8

BAL: M. Wallace 7-63, D. Pitta 7-59, S. Smith 3-29, C. Gillmore 4-28 1 TD, K.Juszczyk 3-20, B. Perriman 2-11, K. Dixon 1-6, J. Allen 1-0, T. West 2-(-6)

PUNT RETURNS

WAS: J. Crowder 2-89 1 TD

BAL: D. Hester 1-0

KICKOFF RETURNS

WAS: W. Blackmon 1-45

BAL: D. Hester 1-19

SACKS

WAS: Z. Hood 1-8, R. Kerrigan 1-6, T. Garvin 0.5-4, T. Murphy 0.5-4

BAL: T. Suggs 1-10

2016 IN REVIEW

Oct. 16, 2016

GAME 6

FedExField (Landover, Md.)

REDSKINS 27, EAGLES 20

LANDOVER, Md. – The Washington Redskins earned their fourth consecutive victory with a 27-20 win against the Philadelphia Eagles in front of an announced crowd of 78,934 people at FedExField in Week 6. With the victory, the Redskins improved to 4-2 through six games for the first time since 2008.

The Redskins dominated the Eagles in total yardage, 493-239. The Redskins took an early 14-0 lead on touchdown passes from Kirk Cousins to Jamison Crowder and Kirk Cousins. However, the Eagles tied the game at 14-14 without the benefit of an offensive play, scoring on an 86-yard kickoff return for touchdown by Wendell Smallwood and a 64-yard interception return for touchdown by Malcolm Jenkins.

The two Philadelphia scores led to an odd stretch in which the Redskins ran 39 consecutive plays from scrimmage across the second and third quarters without Philadelphia running an offensive play (excluding a kneelown to end the first half). According to the Elias Sports Bureau, it was the first such streak of 35-plus plays (excluding kneelowns) in the last 25 years. One hour and 16 minutes of real time elapsed between offensive snaps for Philadelphia.

The Redskins asserted their will offensively throughout the contest. Washington gained a season-high 493 yards, the team's most since accruing 510 yards vs. New Orleans in Week 10 of the 2015 season. The team tallied 230 rushing yards, its largest rushing total since Week 17 of the 2012 season vs. Dallas (274). Running back Matt Jones recorded a career-high 135 yards on 16 carries with one touchdown, sealing the victory with a career-long 57-yard run on the game's final drive.

Washington got to Eagles rookie quarterback Carson Wentz early and often, sacking him on the game's first offensive play as part of the team's five sacks on the day. In total, the Redskins held the Eagles to 239 yards, the fewest allowed by the Redskins since holding St. Louis to 213 yards in Week 2 of the 2015 season. The Redskins also held the Eagles to 94 rushing yards, snapping a streak of five consecutive games allowing 100-plus rushing yards this season.

With the win, the Redskins earned a fourth consecutive victory against the Eagles, their first four-game winning streak in the series since the 1985-87 seasons. They also secured their first three-game home winning streak vs. Philadelphia since the 1997-99 seasons.

TEAM	QTR	TIME	SCORING PLAY	DRIVE	PHI	WAS
WAS	1	0:51	J. Crowder 16 yd. pass from K. Cousins [D. Hopkins kick]	3-71, 1:31	0	7
WAS	2	7:48	V. Davis 13 yd. pass from K. Cousins [D. Hopkins kick]	9-90, 5:31	0	14
PHI	2	7:37	W. Smallwood 86 yd. kickoff return [C. Sturgis kick]	-	7	14
PHI	2	3:55	M. Jenkins 64 yd. interception return [C. Sturgis kick]	-	14	14
WAS	2	0:06	M. Jones 1 yd. run [D. Hopkins kick]	13-75, 3:49	14	21
WAS	3	8:40	D. Hopkins 32 yd. Field Goal	12-65, 6:20	14	24
PHI	4	12:56	C. Sturgis 38 yd. Field Goal	9-70, 3:50	17	24
WAS	4	9:43	D. Hopkins 50 yd. Field Goal	7-58, 3:13	17	27
PHI	4	5:20	C. Sturgis 28 yd. Field Goal	8-69, 4:23	20	27

PASSING

WAS: K. Cousins 18-34 263, 2 TD, 1 INT

PHI: C. Wentz 11-22 179

RUSHING

WAS: M. Jones 16-125 1 TD, R. Kelley 5-59, C. Thompson 9-37, K. Cousins 2-8, J. Crowder 1-[-9]

PHI: R. Mathews 9-60, D. Sproles 4-20, W. Smallwood 4-6, K. Barner 2-6, C. Wentz 2-2

RECEIVING

WAS: P. Garcon 6-77, D. Jackson 4-55, J. Crowder 3-52 1 TD, C. Thompson 3-29, V. Davis 2-50 1 TD

PHI: J. Matthews 3-75, N. Agholor 3-34, D. Green-Beckham 1-23, Z. Ertz 1-22, W. Smallwood 1-14, T. Burton 1-7, D. Sproles 1-4

PUNT RETURNS

WAS: J. Crowder 3-13

PHI: D. Sproles 3-31

KICKOFF RETURNS

WAS: C. Thompson 2-34, W. Blackmon 1-18

PHI: W. Smallwood 1-86 1 TD, J. Huff 1-25

SACKS

WAS: R. Kerrigan 2-12, R. Jean Francois 1-9, W. Blackmon 1-4, T. Murphy 0.5-4.5, P. Smith 0.5-4.5

PHI: None

2016 IN REVIEW

Oct. 23, 2016

GAME 7

Ford Field (Detroit)

LIONS 20, REDSKINS 17

DETROIT – The Washington Redskins lost to the Detroit Lions, 20-17, in front of an announced crowd of 60,461 people at Ford Field in Week 7.

The defeat snapped a four-game winning streak this season and also marked the team's first road loss since Week 11 of the 2015 season. The Redskins gained 417 yards of offense in the contest, exceeding 400 yards for a second straight game.

The teams entered halftime tied, 3-3. Halfway through the third quarter, the Lions scored the first touchdown of the game on a 1-yard touchdown run by running back Zach Zenner. The touchdown snapped the Redskins' streak of nine consecutive quarters without allowing an offensive touchdown. The Redskins went 152:53 between offensive touchdowns allowed (55:13 at Baltimore, 60:00 vs. Philadelphia and 37:40 at Detroit). The touchdown was also the first allowed by the Redskins in the second half of a game since Week 3 against the New York Giants.

After a Matt Prater field goal early in the fourth quarter pushed the Lions' lead to 10 points, the Redskins responded with running back Robert Kelley's first career touchdown on a 1-yard reception. Late in the quarter, quarterback Kirk Cousins kept the ball on a read option and scampered a career-long 19 yards for a go-ahead touchdown with 1:05 remaining. However, Lions quarterback Matthew Stafford engineered a six-play, 75-yard drive in the final minute, hitting wide receiver Anquan Boldin for an 18-yard touchdown with 0:16 to play.

Wide receiver Jamison Crowder recorded seven receptions for 108 yards, both season highs. The 100-yard receiving performance was the second of Crowder's career and his first since Week 17 of the 2015 season. Tight end Vernon Davis (6,064) became the 13th tight end in NFL history to record 6,000 career receiving yards on a 22-yard reception in the first quarter.

TEAM	QTR	TIME	SCORING PLAY	DRIVE	WAS	DET
DET	2	9:37	M. Prater 43 yd. Field Goal	10-55, 5:43	0	3
WAS	2	0:00	D. Hopkins 38 yd. Field Goal	10-51, 3:17	3	3
DET	3	7:20	Z. Zenner 1 yd. run [M. Prater kick]	7-86, 2:53	3	10
DET	4	13:10	M. Prater 27 yd. Field Goal	10-53, 5:12	3	13
WAS	4	8:20	R. Kelley 1 yd. pass from K. Cousins [D. Hopkins kick]	9-75, 4:50	10	13
WAS	4	1:05	K. Cousins 19 yd. run [D. Hopkins kick]	9-76, 4:15	17	13
DET	4	0:16	A. Boldin 18 yd. pass from M. Stafford [M. Prater kick]	6-75, 0:49	17	20

PASSING

WAS: K. Cousins 30-39 301, 1 TD

DET: M. Stafford 18-29 266, 1 TD

RUSHING

WAS: C. Thompson 12-73, M. Jones 10-27 1 FUM, K. Cousins 3-19 1 TD, 1 FUM, R. Kelley 4-15

DET: J. Forsett 8-33, M. Stafford 2-32, Z. Zenner 9-29 1 TD

RECEIVING

WAS: J. Crowder 7-108, C. Thompson 7-40, V. Davis 6-79, D. Jackson 5-35, P. Garçon 2-22, N. Paul 1-11, R. Grant 1-5, R. Kelley 1-11 TD

DET: G. Tate 6-93, M. Jones 4-94, A. Boldin 3-28 1 TD, C. Harbor 2-16, J. Forsett 2-15, A. Roberts 1-20

PUNT RETURNS

WAS: W. Blackmon 1-16

DET: None

KICKOFF RETURNS

WAS: None

DET: None

SACKS

WAS: R. Kerrigan 1-8, P. Smith 1-6, T. Murphy 1-2

DET: A. Bryant 1-9, R. Bush 1-9

2016 IN REVIEW

Oct. 30, 2016

GAME 8

Wembley Stadium (London)

REDSKINS 27, BENGALS 27

LONDON – The Washington Redskins tied the Cincinnati Bengals, 27-27, in front of an announced crowd of 84,488 people at Wembley Stadium in London in Week 8. The game marked the Redskins' European regular season debut. It was the Redskins' second regular season game outside the United States all-time, joining the team's 2011 contest against the Buffalo Bills in Toronto.

The international stage illuminated an entertaining contest between cross-conference foes, albeit one that ended without resolution. The tie was the Redskins' 28th all-time but only their second since the NFL adopted overtime in 1974. The game marked the Redskins' first tie since Nov. 23, 1997, when the team tied the New York Giants, 7-7.

Washington opened the game with a methodical 15-play, 80-yard drive culminating in the first touchdown run of running back Robert Kelley's career. The Redskins outgained the Bengals, 226-82, in the first half but led only 10-7 at the break.

The Bengals scored the first 14 points of the second half to take a 10-point lead late in the third quarter. However, Cousins connected on touchdown passes to Jordan Reed and Jamison Crowder to retake the lead. Cincinnati responded with a six-play touchdown drive of their own. Eventually, the Redskins would send the game to overtime with a 40-yard field goal by Dustin Hopkins with 1:07 remaining and a late stop of the Bengals.

The seesaw affair continued in overtime. The teams traded punts on their first possessions of the extra frame. Cousins then drove the Redskins 62 yards in eight plays, but after a Cincinnati timeout, a potential game-winning field goal for the Redskins sailed wide left. However, with the Bengals driving with a chance to win, defensive lineman Chris Baker forced an Andy Dalton fumble that was recovered by defensive end Anthony Lanier II, who was making his NFL debut. A Redskins hail mary attempt on the final play landed out of bounds, sealing the 27-27 draw overseas.

The Redskins recorded 546 yards of offense, the fourth-most by the team in records dating back to 1950. It was the team's largest offensive output since a 559-yard effort vs. Atlanta on Nov. 10, 1991. The Redskins tied a team record by reaching 400 yards of offense for a third consecutive game.

Cousins completed 38-of-56 passes for 458 yards with two touchdowns and one interception. Cousins' 38 completions set a team record, and his career-high 458 passing yards were the second-most in a single game in team history, trailing only Brad Johnson's 471-yard performance on Dec. 26, 1999.

TEAM	QTR	TIME	SCORING PLAY	DRIVE	WAS	CIN
WAS	1	7:38	R. Kelley 4 yd. run [D. Hopkins kick]	15-80, 7:22	7	0
CIN	1	3:51	G. Bernard 8 yd. run [M. Nugent kick]	7-36, 3:47	7	7
WAS	2	8:16	D. Hopkins 20 yd. Field Goal	9-77, 4:04	10	7
CIN	3	10:42	T. Eifert 15 yd. pass from A. Dalton [kick failed]	11-75, 4:18	10	13
CIN	3	5:15	A. Dalton 1 yd. run [M. Nugent kick]	10-64, 3:58	10	20
WAS	3	3:02	J. Reed 23 yd. pass from K. Cousins [D. Hopkins kick]	5-91, 2:13	17	20
WAS	4	9:30	J. Crowder 33 yd. pass from K. Cousins [D. Hopkins kick]	7-83, 4:18	24	20
CIN	4	6:54	J. Hill 1 yd. run [M. Nugent kick]	6-75, 2:36	24	27
WAS	4	1:07	D. Hopkins 40 yd. Field Goal	10-45, 2:08	27	27

PASSING

WAS: K. Cousins 38-56 458, 2 TD, 1 INT

CIN: A. Dalton 27-42 284, 1 TD, 1 INT

RUSHING

WAS: R. Kelley 21-87 1 TD, C. Thompson 7-14, K. Cousins 3-[-1]

CIN: J. Hill 20-76 1 TD, G. Bernard 11-52 1 TD, A. Dalton 4-21 1 TD, 1 FUM, T. Boyd 1-3

RECEIVING

WAS: J. Crowder 9-107 1 TD, J. Reed 9-99 1 TD, P. Garçon 6-67, V. Davis 5-93, C. Thompson 5-27, D. Jackson 3-48, R. Grant 1-17

CIN: A. Green 9-121, T. Eifert 9-102 1 TD, T. Boyd 5-38, G. Bernard 1-14, B. LaFell 1-6, T. Kroft 1-6, J. Hill 1-[-3]

PUNT RETURNS

WAS: J. Crowder 2-23

CIN: A. Jones 2-2, A. Erickson 1-7

KICKOFF RETURNS

WAS: C. Thompson 3-53, M. Harris 1-17

CIN: A. Erickson 1-65

SACKS

WAS: C. Baker 1-9, R. Kerrigan 1-8, S. Cravens 1-4

CIN: G. Atkins 1-12

2016 IN REVIEW

Nov. 13, 2016

GAME 9

FedExField (Landover, Md.)

REDSKINS 26, VIKINGS 20

LANDOVER, Md. – The Washington Redskins defeated the Minnesota Vikings, 26-20, in front of an announced crowd of 78,216 people at FedExField in Week 10. With the victory, the Redskins improved to 5-3-1 in 2016 and earned their third consecutive home win.

After the Redskins defense opened the game with a three-and-out, the Washington offense ran out to a quick 14-0 lead with Kirk Cousins completing passing touchdowns to wide receiver Jamison Crowder and tight end Vernon Davis on the team's first two possessions. However, Minnesota's dormant offense awoke in the second quarter, scoring three touchdowns in the final six minutes. After tying the game at 14-14, a Chris Thompson fumble in the final minute of the half allowed the Vikings the field position to take the lead on the final play of the first half. A missed extra point by Blair Walsh left the Vikings' half-time lead at 20-14.

The Redskins' defense was the story of the game's second half, posting their second second-half shutout of the season. Offensively, the Redskins had four offensive possessions in the second half (excluding a kneel down to end the game), capping all four drives with field goals from kicker Dustin Hopkins.

Trailing 26-20, the Vikings received the ball with 2:31 remaining and promptly drove to the Redskins' 21-yard line. However, a sack by linebacker Trent Murphy on second down and a sack by linebacker Preston Smith on fourth down sealed the victory by giving the Redskins the ball on downs.

Smith tallied four tackles (two solo), two sacks and his first career interception during the game. Since the NFL adopted sacks as an official statistic in 1982, Smith became only the fourth member of the Redskins to record two sacks and an interception in a single game, joining Marcus Washington (Dec. 18, 2005 vs. Dallas), Shawn Springs (Dec. 26, 2004 at Dallas) and Monte Coleman (Dec. 19, 1993 vs. Atlanta).

The game was the culmination of the team's 2016 Alumni Homecoming Weekend. Not including staff and coaches, players in attendance during the weekend represented more than 650 combined seasons of Redskins service, 110 combined Super Bowl appearances, 69 combined Super Bowl titles, 34 members of the 80 Greatest Redskins, 23 Redskins Ring of Famers and nine Pro Football Hall of Famers. The Redskins have now won their last four Alumni Homecoming Weekend contests.

TEAM	QTR	TIME	SCORING PLAY	DRIVE	MIN	WAS
WAS	1	9:04	J. Crowder 4 yd. pass from K. Cousins [D. Hopkins kick]	10-68, 4:19	0	7
WAS	2	14:18	V. Davis 38 yd. pass from K. Cousins [D. Hopkins kick]	9-91, 4:58	0	14
MIN	2	5:39	M. Asiata 1 yd. run [B. Walsh kick]	8-67, 3:52	7	14
MIN	2	0:58	K. Rudolph 20 yd. pass from S. Bradford [B. Walsh kick]	7-75, 2:40	14	14
MIN	2	0:00	A. Thielen 3 yd. pass from S. Bradford [kick failed]	4-33, 0:50	20	14
WAS	3	8:53	D. Hopkins 30 yd. Field Goal	12-55, 6:07	20	17
WAS	3	0:38	D. Hopkins 37 yd. Field Goal	11-49, 5:16	20	20
WAS	4	9:33	D. Hopkins 50 yd. Field Goal	7-60, 3:21	20	23
WAS	4	2:31	D. Hopkins 28 yd. Field Goal	8-32, 3:13	20	26

PASSING

WAS: K. Cousins 22-33 262, 2 TD

MIN: S. Bradford 31-40 307, 2 TD, 1 INT

RUSHING

WAS: R. Kelley 22-97, C. Thompson 4-25 1 FUM, J. Crowder 1-7, K. Cousins 1-[-1]

MIN: J. McKinnon 6-16, M. Asiata 9-13 1 TD, A. Thielen 1-11, Z. Line 1-5, R. Hillman 4-2

RECEIVING

WAS: P. Garçon 6-81, J. Crowder 4-37 1 TD, V. Davis 3-66 1 TD, M. Harris 3-28, C. Thompson 3-11, J. Reed 2-41, R. Kelley 1-[-2]
MIN: S. Diggs 13-164, K. Rudolph 5-69 1 TD, A. Thielen 3-21 1 TD, J. McKinnon 3-17, C. Patterson 3-17, R. Ellison 2-8, J. Wright 1-9, M. Asiata 1-2

PUNT RETURNS

WAS: J. Crowder 2-6

MIN: S. Diggs 1-5

KICKOFF RETURNS

WAS: C. Thompson 1-27, R. Ross 1-22

MIN: C. Patterson 2-44

SACKS

WAS: P. Smith 2-16, T. Murphy 1-7

MIN: D. Hunter 1-2

2016 IN REVIEW

Nov. 20, 2016

GAME 10

FedExField (Landover, Md.)

REDSKINS 42, PACKERS 24

LANDOVER, Md. – The Washington Redskins defeated the Green Bay Packers, 42-24, in front of an announced crowd of 77,137 people at FedExField on Sunday Night Football in Week 11.

The Redskins' 42 points were the second-most by the team since the arrival of Head Coach Jay Gruden in 2014, trailing only a 47-point performance in Week 10 of the 2015 season vs. New Orleans. The 42 points were also the second-most scored by the Redskins in the 36-game all-time series between the Redskins and Packers, trailing a 47-point game on Oct. 17, 1983.

The Redskins gained 515 yards of offense. It was the team's second 500-yard game of the season, tying the most 500-yard games in a single season in records dating back to 1950 (accomplished previously in 1950, 1981, 1989 and 1999). The 515 yards were the Redskins' most in a game that did not require overtime since a 559-yard effort in Week 11 of the 1991 season against Atlanta. The Redskins recorded a 546-yard game in Week 8 this season, a game that required a full 15-minute overtime period.

The Redskins finished with two 100-yard receivers (Pierre Garçon and Jamison Crowder) and a 100-yard rusher (Robert Kelley) in a single game for the first time since Sept. 12, 1999 vs. Dallas when receivers Michael Westbrook and Albert Connell and running back Stephen Davis accomplished the feat.

Quarterback Kirk Cousins completed 21-of-30 passes for 375 yards and tied his season high with three touchdown passes and no interceptions. Cousins set a team record with his 17th career 300-yard passing game, including postseason play. Sixteen of his 17 career 300-yard games to date had come in regular season play, passing Sonny Jurgensen for the most in team history. He also became the sixth quarterback in team history to record back-to-back 3,000-yard passing seasons (Sonny Jurgensen, 1966-67; Joe Theismann, 1983-84; Mark Rypien, 1991-92; Jason Campbell, 2008-09; Robert Griffin III, 2012-13).

Running back Robert Kelley recorded career highs in rushing attempts (24), rushing yards (137) and tied a team record with three rushing touchdowns. Kelley's performance marked the 25th time a member of the Redskins has recorded three rushing touchdowns in a single game and was the first since Darrel Young on Nov. 3, 2013.

TEAM	QTR	TIME	SCORING PLAY	DRIVE	GB	WAS
WAS	1	2:56	D. Jackson 17 yd. pass from K. Cousins [D. Hopkins kick]	8-55, 3:52	0	7
GB	2	9:27	J. Nelson 13 yd. pass from A. Rodgers [M. Crosby kick]	17-75, 8:29	7	7
GB	2	3:37	M. Crosby 36 yd. Field Goal	9-38, 5:22	10	7
WAS	2	0:39	R. Kelley 10 yd. run [Two-Point failed]	8-75, 2:58	10	13
WAS	3	9:23	D. Hopkins 37 yd. Field Goal	9-53, 5:37	10	16
WAS	3	2:00	J. Crowder 44 yd. pass from K. Cousins [Two-Point failed]	7-74, 3:34	10	22
GB	4	14:51	J. Starks 31 yd. pass from A. Rodgers [M. Crosby kick]	6-75, 2:09	17	22
WAS	4	14:25	P. Garçon 70 yd. pass from K. Cousins [D. Hopkins kick]	2-75, 0:26	17	29
GB	4	10:04	J. Cook 6 yd. pass from A. Rodgers [M. Crosby kick]	8-82, 4:21	24	29
WAS	4	3:54	R. Kelley 1 yd. run [Kick failed]	11-81, 6:10	24	35
WAS	4	2:26	R. Kelley 4 yd. run [D. Hopkins kick]	3-72, 0:33	24	42

PASSING

WAS: K. Cousins 21-30 375 3 TD

GB: A. Rodgers 26-41 351 3 TD, B. Hundley 1-3 9 1 INT

RUSHING

WAS: R. Kelley 24 137 3 TD, C. Thompson 2-10, K. Cousins 4-4

GB: A. Rodgers 3-33, J. Starks 9-25, T. Montgomery 4-17, A. Ripkowski 2-9, B. Hundley 1-0

RECEIVING

WAS: P. Garçon 6-116 1 TD, J. Reed 5-79, D. Jackson 4-51 1 TD, J. Crowder 3-102 1 TD, M. Harris 1-14, C. Thompson 1-9, R. Grant 1-4

GB: J. Cook 6-105 1 TD, 1 FUM, J. Starks 5-46 1 TD, R. Rodgers 4-28, R. Cobb 3-84, D. Adams 3-42, J. Nelson 3-28 1 TD, T. Montgomery 3-27

PUNT RETURNS

WAS: J. Crowder 1-8

GB: R. Cobb 1-10

KICKOFF RETURNS

WAS: C. Thompson 2-40

GB: T. Montgomery 2-25, J. Janis 1-7, R. Rodgers 1-0

SACKS

WAS: C. Baker 1-10, R. Kerrigan 1-10

GB: N. Perry 1-7, J. Peppers 1-4

2016 IN REVIEW

Nov. 24, 2016

GAME 11

AT&T Stadium (Arlington, Texas)

COWBOYS 31, REDSKINS 26

ARLINGTON, Texas – The Washington Redskins fell to the Dallas Cowboys, 31-26, in front of an announced crowd of 93,099 people at AT&T Stadium in Week 12. The game was the Redskins' ninth Thanksgiving Day contest all-time, joining Thanksgiving Day games in 1968, 1973, 1974, 1978, 1990, 1996, 2002 and 2012.

The Redskins gained 505 yards of offense and, in doing so, recorded 500 yards of offense in consecutive games for the first time in team history. The Redskins set a team record by recording their third 500-yard game of the season, passing the two 500-yard games recorded in each of the 1950, 1981, 1989 and 1999 campaigns.

Quarterback Kirk Cousins completed 41-of-53 passes for 449 yards with three touchdowns and no interceptions. His 41 completions broke his own team record set earlier in the season.

The 449 passing yards were the second-most in a game in Cousins' career, trailing only a 458-yard overtime game against Cincinnati in Week 8. He claimed sole possession of the most career 400-yard passing games in team history with his third career 400-yard effort, passing Sonny Jurgensen and Mark Rypien (two each). Cousins also became the first player in team history to record multiple 400-yard passing games in a single season.

Tight end Jordan Reed gained 95 yards on a team-high 10 receptions with two receiving touchdowns. During the contest, Reed passed Don Warren (2,536) for fourth-most career receiving yards by a tight end in team history and tied Clint Didier (19) for fourth-most receiving touchdowns by a tight end in Redskins history.

Wide receiver DeSean Jackson finished the game with a season-high 118 yards on four receptions, including a 67-yard touchdown. The touchdown was Jackson's 21st career total touchdown of 60 yards or more, tying Devin Hester for second-most total touchdowns of 60 yards or more in NFL history.

TEAM	QTR	TIME	SCORING PLAY	DRIVE	WAS	DAL
DAL	1	11:09	E. Elliott 4 yd. run [D. Bailey kick]	7-75, 3:51	0	7
WAS	2	14:04	D. Hopkins 24 yd. Field Goal	10-75, 4:10	3	7
DAL	2	7:57	D. Bailey 46 yd. Field Goal	12-47, 6:07	3	10
DAL	2	1:45	T. Williams 10 yd. pass from D. Prescott [D. Bailey kick]	6-55, 2:06	3	17
WAS	2	0:03	D. Hopkins 20 yd. Field Goal	11-73, 1:42	6	17
WAS	4	14:54	J. Reed 5 yd. pass from K. Cousins [Two-Point Failed]	14-90, 7:55	12	17
DAL	4	10:49	D. Prescott 6 yd. run [D. Bailey kick]	7-75, 4:05	12	24
WAS	4	9:22	D. Jackson 67 yd. pass from K. Cousins [D. Hopkins kick]	3-75, 1:27	19	24
DAL	4	6:29	E. Elliott 1 yd. run [D. Bailey kick]	8-53, 2:53	19	31
WAS	4	1:53	J. Reed 8 yd. pass from K. Cousins [D. Hopkins kick]	15-75, 4:36	26	31

PASSING

WAS: K. Cousins 41-53 449, 3 TD

DAL: D. Prescott 17-24 195, 1 TD

RUSHING

WAS: R. Kelley 14-37, C. Thompson 4-17, K. Cousins 1-2

DAL: E. Elliott 20-97 2 TD, D. Prescott 8-39 1 TD, L. Whitehead 1-15, A. Morris 1-12

RECEIVING

WAS: J. Reed 10-95 2 TD, J. Crowder 8-88, V. Davis 5-68, C. Thompson 5-17, D. Jackson 4-118 1 TD, P. Garçon 4-43, M. Harris 2-11, R. Kelley 2-5, D. Carrier 1-4

DAL: D. Bryant 5-72, C. Beasley 5-56, J. Witten 3-33, E. Elliott 2-23, T. Williams 1-10 1 TD, L. Dunbar 1-1

PUNT RETURNS

WAS: None

DAL: None

KICKOFF RETURNS

WAS: None

DAL: R. Davis 1-0

SACKS

WAS: R. Kerrigan 1-5

DAL: None

2016 IN REVIEW

Dec. 4, 2016

GAME 12

University of Phoenix Stadium (Glendale, Ariz.)

CARDINALS 31, REDSKINS 23

GLENDALE, Ariz. – The Washington Redskins fell to the Arizona Cardinals, 31-23, in front of an announced crowd of 64,939 people at University of Phoenix Stadium in Week 13.

The Redskins fell in an early hole following a 15-play, 75-yard touchdown drive by Arizona on the game's first possession. Field goals of 47 and 20 yards by kicker Dustin Hopkins would be Washington's only six points of the first half.

The Redskins took their first lead of the game on a one-yard touchdown run by quarterback Kirk Cousins in the third quarter. The score was set up by a 59-yard bomb from Cousins to wide receiver DeSean Jackson. On the play, Cousins surpassed Jason Campbell (10,860) for sixth on the Redskins' career passing yardage list.

After Arizona regained the lead on a short touchdown drive following a Cousins sack-fumble, the Redskins engineered an eight-play, 75-yard drive that culminated with a 26-yard touchdown pass to wide receiver Jamison Crowder. Up one late in the game, the Cardinals converted a key fourth-and-one to extend a drive that ended with a 42-yard touchdown pass at the two-minute warning. A last ditch Redskins drive ended with an interception by Arizona's Patrick Peterson to seal the victory for the Cardinals.

Cousins threw 36 consecutive pass attempts in the game without an interception until his 37th and final attempt of the game. The interception snapped a career-long streak of 187 consecutive pass attempts without an interception, dating back to Week 8 vs. Cincinnati in London. Cousins' 187 consecutive pass attempts without an interception surpassed Joe Theismann (162 in 1983) for the second-longest streak in team history, trailing only Jason Campbell's stretch of 271 passes without an interception across the 2007-08 campaigns.

Linebacker Ryan Kerrigan recorded his 10th sack of the season in the contest to become the fifth member of the Redskins to post multiple 10-sack seasons since the NFL adopted sacks as an official statistic in 1982 (Dexter Manley, 4; Charles Mann, 4; Andre Carter, 2; Brian Orakpo, 2).

TEAM	QTR	TIME	SCORING PLAY	DRIVE	WAS	ARI
ARI	1	6:43	D. Johnson 1 yd. run (C. Catanzaro kick)	15-75, 8:17	0	7
WAS	2	9:48	D. Hopkins 47 yd. Field Goal	7-40, 3:33	3	7
WAS	2	1:52	D. Hopkins 20 yd. Field Goal	11-47, 5:26	6	7
ARI	2	0:07	C. Catanzaro 28 yd. Field Goal	12-65, 1:45	6	10
WAS	3	12:36	K. Cousins 1 yd. (D. Hopkins kick)	5-74, 2:24	13	10
ARI	3	4:10	M. Floyd 6 yd. pass from C. Palmer (C. Catanzaro kick)	3-10, 0:51	13	17
WAS	3	1:06	J. Crowder 26 yd. pass from K. Cousins (D. Hopkins kick)	8-75, 3:04	20	17
ARI	4	11:09	D. Johnson 25 yd. pass from C. Palmer (10-75, 4:57)	10-75, 4:57	20	24
WAS	4	6:01	D. Hopkins 53 yd. Field Goal	10-40, 5:08	23	24
ARI	4	1:56	J. Nelson 42 yd. pass from C. Palmer (C. Catanzaro kick)	8-75, 4:05	23	31

PASSING

WAS: K. Cousins 21-37 271, 1 TD, 1 INT

ARI: C. Palmer 30-46 300, 3 TD

RUSHING

WAS: R. Kelley 14-63, C. Thompson 2-24, K. Cousins 2-0, 1 TD

ARI: D. Johnson 18-84 1 TD, A. Ellington 5-5, C. Palmer 1-(-1)

RECEIVING

WAS: P. Garçon 7-78, V. Davis 5-47, J. Crowder 3-42 1 TD, R. Grant 2-20, D. Jackson 1-59, C. Thompson 1-21, D. Carrier 1-6, M. Harris 1-(-2)

ARI: L. Fitzgerald 10-78, D. Johnson 9-91 1 TD, J. Gresham 5-52, M. Floyd 3-18 1 TD, J. Nelson 1-42 1 TD, A. Ellington 1-10, D. Fells 1-9

PUNT RETURNS

WAS: J. Crowder 2-17

ARI: P. Peterson 1-13

KICKOFF RETURNS

WAS: M. Harris 2-30, C. Thompson 1-26

ARI: None

SACKS

WAS: T. Murphy 1-10, R. Kerrigan 1-9

ARI: C. Campbell 1-15, K. Minter 1-10

2016 IN REVIEW

Dec. 11, 2016

GAME 13

Lincoln Financial Field (Philadelphia)

REDSKINS 27, EAGLES 22

PHILADELPHIA – The Washington Redskins defeated the Philadelphia Eagles, 27-22, in front of an announced crowd of 69,596 people at Lincoln Financial Field in Week 14.

With the win, the Redskins earned a fifth straight victory against the Eagles for the first time since a six-game winning streak in the series across the 1981-84 seasons. It also marked consecutive road wins against the Eagles for the first time since the 2007-08 seasons. The contest feature five lead changes, as the Eagles held leads at various points in all four quarters. A touchdown in the final minute of the second quarter gave the Eagles a 13-7 halftime lead.

In the third quarter, quarterback Kirk Cousins connected with wide receiver DeSean Jackson for an 80-yard touchdown. The touchdown was Jackson's 22nd career 60-plus-yard touchdown, moving past Devin Hester (21) for sole possession of second-most total touchdowns of 60 yards or more in NFL history. It was also Jackson's 26th career 50-plus-yard touchdown, tying Steve Smith, Sr. (26) for fourth in total touchdowns of 50 yards or more in the NFL since the 1970 merger. The pass from was the longest by members of the Redskins since the duo connected for an 81-yard touchdown pass at Philadelphia in Week 3 of the 2014 season.

After a 15-yard touchdown pass from Cousins to Pierre Garçon appeared to give the Redskins control of the contest, Eagles cornerback Leodis McKelvin returned an interception of Cousins 29 yards to cut the Washington lead to two points after a failed two-point conversion. A 41-yard field goal by the Eagles gave Philadelphia a one-point lead with less than five minutes remaining.

Cousins engineered an eight-play, 77-yard touchdown drive that culminated in a 25-yard touchdown run by running back Chris Thompson. After the Eagles drove down to the Redskins' 14-yard line, linebacker Ryan Kerrigan sealed the victory with his 11th sack of the season, forcing a Carson Wentz fumble that was recovered by linebacker Trent Murphy.

TEAM	QTR	TIME	SCORING PLAY	DRIVE	WAS	PHI
PHI	1	9:46	C. Sturgis 45 yd. Field Goal	10-46, 5:14	0	3
PHI	2	10:29	C. Sturgis 36 yd. Field Goal	10-53, 5:36	0	6
WAS	2	4:11	R. Kelley 22 yd. run (D. Hopkins kick)	10-69, 6:18	7	6
PHI	2	0:28	D. Sproles 4 yd. pass from C. Wentz (C. Sturgis kick)	12-77, 3:43	7	13
WAS	3	9:14	D. Jackson 80 yd. pass from K. Cousins (D. Hopkins kick)	2-81, 0:43	14	13
WAS	3	0:07	P. Garçon 15 yd. pass from K. Cousins (D. Hopkins kick)	6-54, 3:14	21	13
PHI	4	13:11	L. McKelvin 29 yd. interception return (Two-point failed)	-	21	19
PHI	4	4:59	C. Sturgis 41 yd. Field Goal	11-37, 6:28	21	22
WAS	4	1:53	C. Thompson 25 yd. run (Two-point failed)	8-77, 3:06	27	22

PASSING

WAS: K. Cousins 14-21 234, 2 TD, 1 INT

PHI: C. Wentz 32-46 314, 1 TD, 1 INT

RUSHING

WAS: R. Kelley 16-63 1 TD, C. Thompson 3-38 1 TD, K. Cousins 4-6

PHI: R. Mathews 15-60, D. Sproles 5-27, C. Wentz 2-5, W. Smallwood 3-3, D. Jones 1-0

RECEIVING

WAS: P. Garçon 5-59 1 TD, D. Jackson 3-102 1 TD, J. Crowder 2-37, R. Kelley 2-25, J. Reed 1-10, V. Davis 1-1

PHI: Z. Ertz 10-112, J. Matthews 8-79, T. Burton 7-65, N. Agholor 2-22, D. Sproles 2-13 1 TD, B. Celek 2-7, P. Turner 1-16

PUNT RETURNS

WAS: J. Crowder 2-13

PHI: D. Sproles 1-5

KICKOFF RETURNS

WAS: C. Thompson 4-85

PHI: N. Agholor 2-27, W. Smallwood 1-27, P. Turner 1-11

SACKS

WAS: R. Kerrigan 1-13 1 FF, B. Breeland 1-3, M. Foster 1-1, C. Baker 0.5-4.5, P. Smith 0.5-4.5

PHI: F. Cox 1.5-4, B. Logan 0.5-3

2016 IN REVIEW

Dec. 19, 2016

GAME 14

FedExField (Landover, Md.)

PANTHERS 26, REDSKINS 15

LANDOVER, Md. – The Washington Redskins lost to the Carolina Panthers, 26-15, in front of an announced crowd of 76,689 people at FedExField in Week 15.

The Redskins gained 335 yards of offense, breaking a team record by exceeding 300 yards of offense in an 18th consecutive regular season game, dating back to last season. The stretch surpassed the 17-game mark set across 1987-88 seasons. The Redskins opened a season with 14 consecutive 300-yard games for the second time in team history (1987).

Quarterback Kirk Cousins completed 32-of-47 passes for 315 yards. On a 17-yard third down conversion to wide receiver DeSean Jackson, Cousins broke his own team record for passing yards in a single season of 4,166, set in 2015. In the process, Cousins tied his team record (seven in 2015) for 300-yard passing games in a single season.

Despite strong statistical advantages for the Panthers in the first half, the Redskins entered halftime trailing by only four points. However, the Panthers forced and recovered a Cousins fumble on the first play from scrimmage in the second half and promptly turned the turnover into seven points.

The Redskins cut the Panthers' advantage to a one-score deficit with a pair of second-half field goals by Dustin Hopkins, but the Panthers iced the contest with a late 41-yard field goal and a fumble recovery on the Redskins' subsequent possession.

Tight end Vernon Davis caught four passes for 23 yards. On his second reception of the game, an 11-yard gain, Davis became the 12th tight end in NFL history to record 500 career receptions. Davis (502) also passed Ben Coates and Todd Heap (499 each) for 12th on the NFL's list of career receptions by a tight end during the contest.

TEAM	QTR	TIME	SCORING PLAY	DRIVE	CAR	WAS
CAR	1	12:40	G. Gano 35 yd. Field Goal	7-58, 2:20	3	0
WAS	1	6:18	D. Hopkins 43 yd. Field Goal	8-38, 3:52	3	3
CAR	1	1:50	T. Ginn Jr. 30 yd. pass from C. Newton [G. Gano kick]	8-84, 4:48	10	3
CAR	2	12:21	G. Gano 23 yd. Field Goal	6-19, 3:07	13	3
WAS	2	3:43	R. Kelley 5 yd. run [kick failed]	7-89, 4:54	13	9
CAR	3	13:58	M. Tolbert 1 yd. pass from C. Newton [G. Gano kick]	2-1, 0:49	20	9
CAR	3	5:07	G. Gano 23 yd. Field Goal	8-65, 3:57	23	9
WAS	4	14:08	D. Hopkins 26 yd. Field Goal	13-67, 5:59	23	12
WAS	4	3:44	D. Hopkins 34 yd. Field Goal	9-56, 1:53	23	15
CAR	4	1:07	G. Gano 41 yd. Field Goal	7-48, 2:37	26	15

PASSING

WAS: K. Cousins 32-47 315, 1 INT

CAR: C. Newton 21-37 300, 2 TD

RUSHING

WAS: K. Cousins 2-11, C. Thompson 2-10, R. Kelley 9-8 1 TD

CAR: J. Stewart 25-132, M. Tolbert 2-13, F. Whittaker 3-3, C. Newton 3-0

RECEIVING

WAS: D. Jackson 7-111, P. Garçon 7-78, C. Thompson 5-26, R. Kelley 4-47, J. Crowder 4-24, V. Davis 4-23, J. Reed 1-6

CAR: G. Olsen 6-85, T. Ginn 4-64 1 TD, C. Brown 3-42, M. Tolbert 3-28 1 TD, K. Benjamin 2-20, E. Dickson 1-28, F. Whittaker 1-25, J. Stewart 1-8

PUNT RETURNS

WAS: J. Crowder 3-14

CAR: T. Ginn Jr. 5-59

KICKOFF RETURNS

WAS: W. Blackmon 1-17, C. Thompson 1-16

CAR: J. Webb 1-16, F. Whittaker 1-15

SACKS

WAS: C. Baker 1-10, Q. Dunbar 1-0

CAR: W. Horton 1-9

2016 IN REVIEW

Dec. 24, 2016

GAME 15

Soldier Field (Chicago)

REDSKINS 41, BEARS 21

CHICAGO – The Redskins defeated the Chicago Bears, 41-21, in front of an announced crowd of 57,953 people at Soldier Field in Week 16. The Redskins improved to 8-6-1 with the win and secured a winning record in back-to-back seasons for the first time since 1996-97.

The Redskins controlled the entire game, racing out to a 14-0 first-quarter lead on a rushing and receiving touchdown by running back Chris Thompson. Thompson became the first member of the Redskins to score a rushing touchdown and a receiving touchdown in the same quarter since Kelvin Bryant in the second quarter at Dallas on Oct. 9, 1998.

Quarterback Kirk Cousins completed 18-of-29 passes for 270 yards with one touchdown and no interceptions for a passer rating of 104.1. He also set career highs in rushing yards (30) and rushing touchdowns (two). He threw a touchdown pass in his 18th consecutive road game, tying Joe Theismann for the longest streak of road games with a passing touchdown (18 from 1982-85). He also tied Sammy Baugh (nine) for the third-most career rushing touchdowns by a Redskins quarterback.

The Redskins' defense intercepted quarterback Matt Barkley five times, the team's most since Nov. 29, 1992, vs. the Phoenix Cardinals (five). Cornerback Bashaud Breeland and Josh Norman recorded two interceptions each, marking the first time the Redskins had multiple players record multiple interceptions in a single game in records available dating back to 1960.

Kicker Dustin Hopkins converted 2-of-2 field goal attempts, and with his second field goal, he tied Mark Moseley's record (33 in 1983) for the most field goals in a single season in team history.

Linebacker Preston Smith blocked a 22-yard field goal attempt by Chicago in the first quarter. The field goal block was the first of Smith's career and the Redskins' first since Nov. 4, 2012 (DeAngelo Hall vs. Carolina).

The Redskins improved to 26-23-1 against the Bears all-time, including postseason play. The win was the Redskins' seventh consecutive victory against the Bears, Washington's longest active winning streak against any opponent. With the victory, the Redskins won four straight games at Soldier Field for the first time since the 1986-97 seasons.

TEAM	QTR	TIME	SCORING PLAY	DRIVE	WAS	CHI
WAS	1	7:43	C. Thompson 7 yd. run [D. Hopkins kick]	8-65, 3:35	7	0
WAS	1	0:57	C. Thompson 17 yd. pass from K. Cousins [D. Hopkins kick]	5-80, 2:25	14	0
WAS	2	10:07	D. Hopkins 29 yd. Field Goal	9-88, 4:40	17	0
CHI	2	6:20	J. Langford 1 yd. run [C. Barth kick]	8-75, 3:47	17	7
WAS	2	1:41	K. Cousins 9 yd. run [D. Hopkins kick]	9-91, 4:39	24	7
CHI	2	0:34	C. Meredith 21 yd. pass from M. Barkley [C. Barth kick]	4-75, 1:07	24	14
WAS	3	3:05	K. Cousins 1 yd. run [D. Hopkins kick]	13-55, 6:37	31	14
WAS	4	12:53	D. Hopkins 20 yd. Field Goal	4-8, 1:43	34	14
CHI	4	1:21	D. Thompson 3 yd. pass from M. Barkley [C. Barth kick]	11-85, 5:05	34	21
WAS	4	0:57	M. Brown 61 yd. run [D. Hopkins kick]	3-67, 0:24	41	21

PASSING

WAS: K. Cousins 18-29 270, 1 TD

CHI: M. Barkley 24-40 323, 2 TD, 5 INT

RUSHING

WAS: M. Brown 8-82 1 TD, R. Kelley 19-76, K. Cousins 5-30 2 TD, C. Thompson 3-20 1 TD

CHI: J. Howard 18-119, J. Langford 7-19 1 TD, C. Prosinski 1-2

RECEIVING

WAS: D. Jackson 5-114, P. Garçon 4-94, R. Grant 3-25, R. Kelley 2-6, C. Thompson 1-17 1 TD, V. Davis 1-13, J. Crowder 1-3, M. Brown 1-(-2)

CHI: C. Meredith 9-135 1 TD, A. Jeffery 5-92, D. Thompson 3-34 1 TD, D. Brown 2-19, B. Braunecker 2-19, J. Bellamy 1-11, J. Howard 1-9, J. Langford 1-4

PUNT RETURNS

WAS: None

CHI: B. Addison 1-3

KICKOFF RETURNS

WAS: B. Breeland 1-18

CHI: D. Thompson 2-47, B. Addison 1-18

SACKS

WAS: P. Smith 1-5

CHI: None

2016 IN REVIEW

Jan. 1, 2017

GAME 16

FedExField (Landover, Md.)

GIANTS 19, REDSKINS 10

LANDOVER, Md. – The Washington Redskins fell to the New York Giants, 19-10, in front of an announced crowd of 79,471 people at FedExField in Week 17. With the defeat, the Redskins finished the 2016 season with an 8-7-1 record.

The Redskins trailed 10-0 at halftime, but responded to tie the game 10-10 on a one-yard touchdown pass from Kirk Cousins to Jordan Reed in the fourth quarter. After a 40-yard go-ahead field goal by Robbie Gould, the Redskins' potential game-tying or go-ahead drive ended with an interception by Giants cornerback Dominique Rodgers-Cromartie. A fumble return touchdown on a failed lateral play on the game's last snap resulted in the 19-10 final margin.

During the contest, the Redskins (6,454) broke the franchise record for total net yards in a single season (6,253 in 1989). In the process, the 2016 Redskins (403.4) became the first team in franchise history to average 400 yards per game. The Redskins also had eight players finish the season with at least 500 yards from scrimmage (DeSean Jackson, Pierre Garçon, Jamison Crowder, Rob Kelley, Chris Thompson, Jordan Reed, Vernon Davis and Matt Jones), tying the 2011 New Orleans Saints for the most in a single season in NFL history.

Quarterback Kirk Cousins completed 22-of-35 passes for 287 yards with one touchdown and two interceptions. He finished the year with single-season team records in attempts (606), completions (406) and passing yards (4,917) and matched his team record for 300-yard passing games (seven). His 4,917 passing yards ranked third in the NFL in 2016 and were the 15th-most in a season in NFL history.

Both Pierre Garçon and DeSean Jackson eclipsed 1,000 yards on the season during the contest. The 2016 season marked the first time the Redskins featured multiple 1,000-yard receivers since 1999 (Albert Connell and Michael Westbrook).

The 1,000-yard seasons were both Garçon's and Jackson's second 1,000-yard seasons with Washington. The duo joined Gary Clark (five), Art Monk (five), Santana Moss (three), Henry Ellard (three), Ricky Sanders (two) and Bobby Mitchell (two) as the only players with multiple 1,000-yard receiving seasons in team history.

With a sack in Week 17, the Redskins recorded at least one sack in every game in 2016, the franchise's first such accomplishment since 2009. It marked the seventh time the team has accomplished the feat since sacks became an official statistic in 1982 (1982, 1983, 1985, 1986, 1996 and 2009).

TEAM	QTR	TIME	SCORING PLAY	DRIVE	NYG	WAS
NYG	1	2:12	R. Gould 22 yd. Field Goal	13-56, 6:40	3	0
NYG	2	9:20	R. Jennings 2 yd. run (R. Gould kick)	11-74, 5:40	10	0
WAS	3	0:25	D. Hopkins 32 yd. Field Goal	5-33, 2:11	10	3
WAS	4	8:13	J. Reed 1 yd. pass from K. Cousins (D. Hopkins kick)	11-76, 5:14	10	10
NYG	4	2:12	R. Gould 40 yd. Field Goal	8-58, 3:49	13	10
NYG	4	0:00	T. Wade 11 yd. fumble return (Two-point failed)	-	19	10

PASSING

WAS: K. Cousins 22-35 287, 1 TD, 2 INT

NYG: E. Manning 17-27 180

RUSHING

WAS: R. Kelley 12-33, C. Thompson 3-5

NYG: P. Perkins 21-102, R. Jennings 18-52 1 TD, S. Shepard 1-7

RECEIVING

WAS: C. Thompson 6-37, J. Reed 5-40 1 TD, P. Garçon 4-96, V. Davis 2-49, D. Jackson 2-34, J. Crowder 2-16, M. Harris 1-15

NYG: D. Beckham 5-44, W. Tye 4-47, S. Shepard 3-30, V. Cruz 2-7, T. King 1-44, R. Jennings 1-5, B. Rainey 1-3

PUNT RETURNS

WAS: J. Crowder 5-40

NYG: D. Harris 6-46

KICKOFF RETURNS

WAS: None

NYG: None

SACKS

WAS: C. Jenkins 1-9

NYG: L. Collins 1-12, L. Hall 1-10, D. Harrison 1-10, D. Rodgers-Cromartie 1-9

2016 IN REVIEW

2016 NFL STANDINGS AND POSTSEASON RESULTS

NATIONAL FOOTBALL CONFERENCE

East Division

Team	W	L	T	Pct	Conf	Div	Streak
Cowboys	13	3	0	.813	9-3-0	3-3-0	Lost 1
Giants	11	5	0	.688	8-4-0	4-2-0	Won 1
Redskins	8	7	1	.531	6-6-0	3-3-0	Lost 1
Eagles	7	9	0	.438	5-7-0	2-4-0	Won 2

North Division

Team	W	L	T	Pct	Conf	Div	Streak
Packers	10	6	0	.625	8-4-0	5-1-0	Won 6
Lions	9	7	0	.563	7-5-0	3-3-0	Lost 3
Vikings	8	8	0	.500	5-7-0	2-4-0	Won 1
Bears	3	13	0	.188	3-9-0	2-4-0	Lost 4

South Division

Team	W	L	T	Pct	Conf	Div	Streak
Falcons	11	5	0	.688	9-3-0	5-1-0	Won 4
Buccaneers	9	7	0	.563	7-5-0	4-2-0	Won 1
Saints	7	9	0	.438	6-6-0	2-4-0	Lost 1
Panthers	6	10	0	.375	5-7-0	1-5-0	Lost 2

West Division

Team	W	L	T	Pct	Conf	Div	Streak
Seahawks	10	5	1	.656	6-5-1	3-2-1	Won 1
Cardinals	7	8	1	.469	6-5-1	4-1-1	Won 2
Rams	4	12	0	.250	3-9-0	2-4-0	Lost 7
49ers	2	14	0	.125	2-10-0	2-4-0	Lost 1

AMERICAN FOOTBALL CONFERENCE

East Division

Team	W	L	T	Pct	Conf	Div	Streak
Patriots	14	2	0	.875	11-1-0	5-1-0	Won 7
Dolphins	10	6	0	.625	7-5-0	4-2-0	Lost 1
Bills	7	9	0	.438	4-8-0	1-5-0	Lost 2
Jets	5	11	0	.313	4-8-0	2-4-0	Won 1

North Division

Team	W	L	T	Pct	Conf	Div	Streak
Steelers	11	5	0	.688	9-3-0	5-1-0	Won 7
Ravens	8	8	0	.500	7-5-0	4-2-0	Lost 2
Bengals	6	9	1	.406	5-7-0	3-3-0	Won 1
Browns	1	15	0	.063	1-11-0	0-6-0	Lost 1

South Division

Team	W	L	T	Pct	Conf	Div	Streak
Texans	9	7	0	.563	7-5-0	5-1-0	Lost 1
Titans	9	7	0	.563	6-6-0	2-4-0	Won 1
Colts	8	8	0	.500	5-7-0	3-3-0	Won 1
Jaguars	3	13	0	.188	2-10-0	2-4-0	Lost 1

West Division

Team	W	L	T	Pct	Conf	Div	Streak
Chiefs	12	4	0	.750	9-3-0	6-0-0	Won 2
Raiders	12	4	0	.750	9-3-0	3-3-0	Lost 1
Broncos	9	7	0	.563	6-6-0	2-4-0	Won 1
Chargers	5	11	0	.313	4-8-0	1-5-0	Lost 5

NFL PLAYOFFS

Wild Card Round

Saturday, Jan. 7
Houston Texans 27, Oakland Raiders 14

Saturday, Jan. 7
Seattle Seahawks 26, Detroit Lions 6

Sunday, Jan. 8
Pittsburgh Steelers 30, Miami Dolphins 12

Sunday, Jan. 8
Green Bay Packers 38, New York Giants 13

Divisional Round

Saturday, Jan. 14
Atlanta Falcons 36, Seattle Seahawks 20

Saturday, Jan. 14
New England Patriots 34, Houston Texans 16

Sunday, Jan. 15
Green Bay Packers 34, Dallas Cowboys 31

Sunday, Jan. 15
Pittsburgh Steelers 18, Kansas City Chiefs 16

NFC Championship

Sunday, Jan. 22
Atlanta Falcons 44, Green Bay Packers 21

AFC Championship

Sunday, Jan. 22
New England Patriots 36, Pittsburgh Steelers 17

Pro Bowl

Sunday, Jan. 29
AFC 20, NFC 13

Super Bowl LI

Sunday, Feb. 5
New England Patriots 34, Atlanta Falcons 28

REDSKINS HISTORY

ALL-TIME ASSISTANT COACHES

Entering 2017

A

Akey, Robb.....	2015-16
Aldrich, Charles "Ki".....	1947
Applebaum, Matt.....	2010
Arapoff, Jason.....	1992-00
Arnsperger, Bill.....	2001
Austin, Bill.....	1969-70, 1973-77

B

Baker, Brian.....	2014
Baker, Ray.....	1937-39
Ball, Herman.....	1952-54
Banta, Bradford.....	2014-16
Barry, Joe.....	2015-16
Bass, Marvin.....	1952
Banker, Chuck.....	1987-88
Bernstein, Harrison.....	2007-09
Bielski, Dick.....	1973-76
Blache, Greg.....	2004-09
Blacken, Malcolm.....	2010
Bowser, Bob.....	1978-80
Breaux, Don.....	1981-93, 2004-07
Brindise, Noah.....	2002-03
Bugel, Joe.....	1981-89, 2004-09
Burney, Jacob.....	2010-14
Burns, DeChon.....	2002-03
Burns, Jack.....	1989-91, 2004-07
Burns, Keith.....	2013
Byner, Earnest.....	2004-07

C

Cabrelli, Larry.....	1951
Callahan, Bill.....	2015-16
Callahan, Ray.....	1978-80
Cameron, Cam.....	1994-96
Carberry, Kevin.....	2016
Carpenter, Ken.....	1968
Carpenter, Lew.....	1969-70
Carmichael Jr., Pete.....	2001
Carter, Rubin.....	1999-00
Catavolos, George.....	2002-03
Cavanaugh, Matt.....	2015-16
Cherundolo, Charles.....	1964-65
Clark, Mike.....	2015-16
Clarke, Ken.....	2003
Collins, Jim.....	2002-03
Coyer, Larry.....	2013
Crumpler, Bobby.....	2003-09

D

Day, Shane.....	2014-15
DePaul, Bobby.....	1989-93
Diange, Joe.....	1987
Dickson, George.....	1969-70, 1978-80
Doll, Don.....	1966-70
Dowhower, Rod.....	1990-93
Dowler, Boyd.....	1971-72
Dudley, Bill.....	1953
Dunn, John.....	1984-86, 2004-05

E

Edwards, George.....	2002-03
Edwards, Glenn "Turk".....	1940-45, 1949
Englehart, Chad.....	2010-16
Embree, Jon.....	2010
Evans, Dick.....	1955-58

F

Fazio, Foge.....	2000
Fewell, Perry.....	2015-16
FitzGerald, Jeff.....	1998-99
Flaherty, Pat.....	2000
Flowers, Richmond.....	2010-13
Foerster, Chris.....	2010-14

G

Garber, Chip.....	2009
Gibbs, Coy.....	2004-06
Gibron, Abe.....	1960-64
Gray, Jerry.....	2006-09
Grimm, Chad.....	2015-16
Grimm, Russ.....	1992-00
Guenther, Paul.....	2002-03

H

Haluchak, Mike.....	1994-96
Hanifan, Jim.....	1990-96
Haslett, Jim.....	2010-14
Hastings, John.....	2002-09
Hayes, Tom.....	1995-99
Hawkins, Ralph.....	1972-77
Hefferle, Ernie.....	1959
Helton, Kim.....	2002-03
Henning, Dan.....	1981-82, 1987-88
Hickman, Bill.....	1973-77, 1981-88
Hightower, Richard.....	2010-13
Hilliard, Ike.....	2012, 2014-16
Hilton, John.....	1978-80
Hilyer, Jim.....	1975-76
Hixon, Stan.....	2004-07
Holland, Lawson.....	2002-08
Holmes, Jerry.....	2001
Horton, Ray.....	1994-96
Huff, Sam.....	1969-70
Hughes, Ed.....	1964-67
Hunley, Ricky.....	2002
Hunt, John.....	2002-03

J

Jackson, Bobby.....	1994-99
Jackson, Hue.....	2001-03
Jackson, Steve.....	2004-11
Jordan, Randy.....	2014-16

K

Karmelowicz, Bob.....	1994-96
Kelly, Paul.....	2010-16
Khayat, Bill.....	2007-09
Kilroy, Frank.....	1962-64
Kim, Joe.....	2015
Kotwica, Ben.....	2014-16
Kuharich, Joe.....	1954

L

LaFleur, Matt.....	2010-13
Lanham, Paul.....	1973-77, 1987-88
Lazor, Bill.....	2004-07
Leggett, Earl.....	1997-99
Levy, Marv.....	1971-72
Lewis, Marvin.....	2002
Lindsey, Dale.....	1997-98, 2004-06
Lynn, Ron.....	1994-96

M

Mann, Richard.....	2001
Manusky, Greg.....	2001, 2016



Marchbroda, Ted.....	1961-65, 1971-74
Martz, Mike.....	1997-98
Mathews, Ray.....	1968
Matuszak, Marv.....	1977
McCardell, Keenan.....	2010-11
McCormack, Mike.....	1966-72
McCulley, Pete.....	1977
McDaniel, LeCharls.....	1997-00
McDaniel, Mike.....	2011-13
McPeak, Bill.....	1959
McVay, Sean.....	2010-16
Mee, Kirk.....	1974-77
Meeks, Ron.....	2000
Meidt, Chris.....	2008-09
Millner, Wayne.....	1946-48, 1954
Mitchell, Stump.....	2008-09
Moore, Wilber.....	1947-50
Morgan, Chris.....	2011-13
Morris, Raheem.....	2012-14
Morton, Chip.....	2002
Munsey, Bret.....	2014-16
Musgrave, Bill.....	2005

N

Neri, Jerry.....	1952
Nixon, Mike.....	1954-58
Nolan, Mike.....	1997-99
Nunn, Robert.....	2003


O

O'Connor, Fred.....	1979-80
Olivadotti, Kirk.....	1999-2010, 2014-16
Olson, Rich.....	1999-00

ALL-TIME ASSISTANT COACHES

P

Palermo, John.....	2008-09
Pardue, Jack.....	1973
Peccatiello, Larry.....	1981-93
Peetz, Jake.....	2004
Pettibon, Richie.....	1978-92



Pendry, Joe.....	2001
Phillips, Wes.....	2014-16
Pleasant, Aubrey.....	2013-16
Pope, Michael.....	1997-99

R

Ragone, Dave.....	2015
Raines, Frank.....	1988-89
Raye, Jimmy.....	2001
Reed, Max.....	1950
Renfro, Ray.....	1966-67
Rhodes, Ray.....	2000
Rhome, Jerry.....	1983-87
Riley, Dan.....	1982-99
Robiskie, Terry.....	1994-00
Rodriguez, Pete.....	1994-97

S

Sankal, Jake.....	2016
Saunders, Al.....	2006-07
Saunders, Bob.....	2006-07
Scarry, Mike.....	1966-68
Schottenheimer, Brian.....	2001
Schottenheimer, Kurt.....	2001
Schlotz, Matt.....	2001
Sevier, Wayne.....	1981-86, 1989-93
Shanahan, Kyle.....	2010-13
Sidwell, Ed.....	1997-99
Siemering, Larry.....	1953
Simmons, Warren "Rennie".....	1981-93, 2004-08
Slowik, Bob.....	2010-13
Slowik, Bobby.....	2011-13
Smith, Arthur.....	2007-08
Smith, Danny.....	2004-12
Smith, Mark.....	2003
Smith, Sherman.....	2008-09
Spanos, Lou.....	2010-11
Sparano, Jim.....	2001
Speros, Jim.....	1982-83
Spinosa, Tony.....	2006
Spurrier Jr., Steve.....	2002-03
Sullivan, Joe.....	1971-72
Stautner, Ernie.....	1965
Stock, Mike.....	2001-03
Svare, Harland.....	1969-70

T

Taylor, Charley.....	1981-93
Temerario, Tim.....	1960-65
Tereshinski, Joe.....	1955-59
Thomas, Emmitt.....	1986-94
Todd, Dick.....	1951
Torgeson, Torgy.....	1959-61, 1971-77, 1981-93
Trgovac, Mike.....	2000-01
Turner, Bobby.....	2010-13
Tuttle, Orville.....	1951

U

Urich, Richard "Doc".....	1978-80
---------------------------	---------

V

Verduzco, Jason.....	2000
----------------------	------

W

Wachenheim, Scott.....	2009
Waldron, Shane.....	2017
Walker, DeWayne.....	2004-05
Waller, Charlie.....	1972-77
Walton, Frank.....	1948
Walton, Joe.....	1974-80
Wetzel, Steve.....	1990-91
Williams, Gregg.....	2004-07
Wilson, George.....	1965
Wilson, Kirby.....	2000
Willsey, Ray.....	1962-63
Winner, Charley.....	1971-72
Wright, Ray.....	2010-14

HONOR ROLL

There are currently 11 members of the Redskins' assistant coach honor roll, which recognizes coaches with at least 10 seasons of service as an assistant in Washington.

Coach [Years]..... Seasons

Don Breaux (17).....	1981-93, 2004-07
Joe Bugel (15).....	1981-89, 2004-09
Bill Hickman (13).....	1973-77, 1981-88
Kirk Olivadotti (14).....	2000-10, 2014-16
Larry Peccatiello (13).....	1981-93
Richie Pettibon (15).....	1978-92
Dan Riley (18).....	1982-99
Wayne Sevier (11).....	1981-86, 1989-93
"Rennie" Simmons (18).....	1981-93, 2004-08
Charley Taylor (13).....	1981-93
"Torgy" Torgeson (23).....	1959-61, 1971-77, 1981-93

ALL-TIME NUMBERS

0

Olsewski, John, B 1958-60

00

Bagarus, Steve, HB 1945-46

1

Roby, Reggie, P 1993-94

Turk, Matt, P 1995-99

Bentley, Scott, K 2000

Plackemeir, Ryan, P 2008

Paulescu, Sam, P 2010

Potter, John, K 2013

2

Weil, Jack, P 1987

Mojsiejenko, Ralf, P 1989-90

Goodburn, Kelly, P 1990-93

Murray, Eddie, K 1995,2000

Forbath, Kai, K 2012-15

3

Guglielmi, Ralph, QB 1955-60

Gogolak, Charlie, K 1966-68

Moseley, Mark, K 1974-86

George, Jeff, QB 2000-01

Hollenbach, Sam, QB 2007

Smith, Hunter, P [also 17] 2009

Beck, John, QB [also 12] 2010

Hopkins, Dustin, K 2015-16

4

Bragg, Mike, P 1968-79

Atkinson, Jess, K 1986-87

Heppner, Kris, K 2000

Husted, Michael, K 2000

Barker, Bryan, P 2001-03

Hasselbeck, Tim, QB 2004

Frost, Derrick, P 2005-07

Gano, Graham, K 2009-11

5

Knight, Curt, K 1969-73

Hayes, Jeff, P 1982-85

Ariiri, Obed, K 1987

Shuler, Heath, QB 1994-96

Conway, Brett, K 1998-02

Chandler, Jeff, K 2004

Brennan, Colt, QB 2009

McNabb, Donovan, QB 2010

Cundiff, Billy, K 2012

Way, Tress, P 2014-16

6

Haji-Sheikh, Ali, K 1987

Kenney, Bill, QB 1989

Akers, David, K 1998-99

Barnhardt, Tommy, P [also 14] 2000

Matthews, Shane, QB 2002

Kimrin, Ola, K 2004

Suisham, Shaun, K 2006-09

Bidwell, Josh, P 2010

Rocca, Sav, P 2011-13

7

Theismann, Joe, QB 1974-85

8

Holly, Bob, QB 1982-83

Lohmiller, Chip, K 1988-94

Husak, Todd, QB 2000

Garcia, Jose, K 2002

Hasselbeck, Tim, QB 2003

Brunell, Mark, QB 2004-07

Grossman, Rex, QB 2010-12

Cousins, Kirk, QB [also 12] 2014-16

9

Jurgensen, Sonny, QB 1964-74

10

Bukich, Rudy, QB 1957-58

Day, Eagle, QB [also 19] 1959-60

Connell, Mike, P 1980-81

Schroeder, Jay, QB 1984-85

Rutledge, Jeff, QB 1990-92

Green, Trent, QB 1995-98

Graham, Kent, QB 2001

Jarrett, Craig, K 2002

Hall, John, K 2003-06

Bartel, Richard, QB 2009

Gaffney, Jabar, WR 2011

Griffin III, Robert, QB 2012-15

11

Pinckert, Ernie, FB 1937-40

Hare, Cecil, FB 1941-42, 45

Fiorentino, Al, G 1943-44

Jones, Harvey, DB 1947

Wyant, Fred, QB 1956

Ninowski, Jim, QB 1967-68

McQuilken, Kim, QB 1978-80

Rypien, Mark, QB 1987-93

Weldon, Casey, QB 1999

Ramsey, Patrick, QB 2002-05

Espy, Mike, WR 2006-07

Thomas, Devin, WR 2008-10

Robinson, Aldrick, WR [also 15] 2012-13

Jackson, DeSean, WR 2014-16

12

Britt, Eddie, FB 1937

Morgan, Boyd, HB 1939-40

Goodyear, John, HB 1942

Rymkus, Lou, T 1943

Fuller, Larry, HB 1944-45

Shoener, Herb, E, [also 84] 1948-49

Gilmer, Harry, QB 1948-52, 54

Ferris, Neil, DB 1951-52

Johnson, Randy, QB 1975-76

Mortensen, Fred, QB 1979

Flick, Tom, QB 1981

Laufenberg, Babe, QB [also 16] 1983-85

Cox, Steve, P 1985

Conklin, Cary, QB 1990-93

Frerotte, Gus, QB 1994-98

Banks, Tony, QB 2001

Hamdan, Gibran, QB 2003

Harris, Steven, WR 2007

Kelly, Malcolm, WR 2008-10

Beck, John [also 3] 2011

Cousins, Kirk, QB [also 8] 2012-13

Roberts, Andre, WR 2014-15

13

Justice, Ed, HB 1937-42

Johnson, Larry, C 1944

Monaco, Ray, G 1944

Ryan, Frank, QB 1969-70

Scott, Jake, S 1976-78

Jacke, Chris, K 1997

Thompson, Derrius, WR [also 88] 2000

Armstrong, Anthony, WR 2010-11

Williams, Nick, WR 2013

Harris, Maurice, WR 2016

14

Manton, Tillie, FB 1938

Kreuger, Al, HB 1941-42

Piasecky, Al, E 1943-45

Miller, Tom, E 1945

Farmer, Tom, HB 1947-48

Cox, Billy, B [also 40] 1951-52, 55

LeBaron, Eddie, QB 1952-53, 55-59

Shiner, Dick, QB 1964-66

Zendejas, Max, K 1986

Barnhardt, Tommy, P 1988

Blanchard, Cary, K 1998

Johnson, Brad, QB 1999-00

Tuthill, James, K 2002

Brooks, Durant, P 2008

Grant, Ryan, WR 2014-16

15

Barber, Jim, T 1937-41

Watts, George, T 1942

Sneddon, Bob, HB 1944

Couppée, Al, G 1946

Hollar, John, RB 1948-49

Papit, John, B [also 25] 1951-53

Izo, George, QB 1961-64

Kruczek, Mike, QB 1980

Rae, Mike, QB 1981

Robinson, Tony, QB 1987

Archer, Dave, QB 1988

Coleman, Greg, P 1988

Hostetler, Jeff, QB 1997

Collins, Todd, QB 2006-09

Morgan, Joshua, WR 2012-13

Robinson, Aldrick, WR [also 11] 2014

16

Slivinski, Steve, G 1939-43

Sharp, Everett, T 1944-45

Steber, John, G 1946-50

Dorow, Al, QB 1954-56

Snead, Norm, QB 1961-63

Began, Gary, QB 1968-69

Pettibon, Richie, S 1971-72

Laufenberg, Babe, QB [also 12] 1983-85

Ribbert, Ed, QB 1987

Humphries, Stan, QB 1989-91

Gannon, Rich, QB 1993

Query, Jeff, WR 1995

Blanton, Scott, K 1996-98

Peete, Rodney, QB 1999

Banks, Brandon, WR 2010-12

McCoy, Colt, QB 2014-15

17

Edwards, Turk, T 1937-39

Davis, Fred, T 1941-42, 45

Reynolds, Mack, QB 1960

Hall, Galen, QB 1962

Theofilides, Harry, QB 1968

Kilmer, Billy, QB 1971-78

Owen, Tom, QB 1982

Hart, Jim, QB 1984

Batkowski, Steve, QB 1985

Williams, Doug, QB 1986-89

Friesz, John, QB 1994

Wuerffel, Danny, QB 2002

Campbell, Jason, QB 2005-09

Smith, Hunter, P [also 3] 2010

Bellamy, Josh, WR 2013

18

Michaels, Ed, G 1937

Bartos, Hank, G 1938

Erickson, Carl, C 1938-39

Titchenal, Bob, C 1940-42

Hayden, Ken, C 1943

Akins, Frank, FB 1943-46

Marcus, Pete, E 1944

ALL-TIME NUMBERS

Duckworth, Joe, E.....	1947
Macioszczyk, Art, B.....	1948
Berrang, Ed, E.....	1949-52
Scarbath, Jack, QB.....	1953-54
Wyche, Sam, QB.....	1971-73
Austin, Terrence, WR.....	2010-11
Lewis, Lance, WR.....	2013
Doctson, Josh, WR.....	2016

19

Malone, Charley, E.....	1937-40
Aguirre, Joe, E.....	1941, 43-45
Pebbles, Jim, E.....	1946-49, 51
Day, Eagle, QB [also 10].....	1959-60
Pierce, Dan, RB.....	1970
Shedd, Kenny, WR.....	2000
Tupa, Tom, P.....	2004-05
Mix, Anthony, WR.....	2007
Stallworth, Donté, WR.....	2011
Briscoe, Dezmon, WR.....	2012
Ross, Rashad, WR.....	2015-16

20

Battles, Cliff, RB.....	1937
Karamatic, George, HB.....	1938
Seymour, Bob, HB.....	1940-45
Sandifer, Dan, HB.....	1948-49
Thomas, George, B.....	1950-51
Rykovich, Jules, B.....	1952-53
Rosso, George, B.....	1954
Norris, Hal, B.....	1955-56
Nix, Doyle, HB.....	1958-59
Verab, Ed, RB.....	1960
Freeman, Bob, HB.....	1962
Budd, Frank, WR.....	1963
Mazurek, Fred, B.....	1965-66
Allen, Jerry, B.....	1967-69
Mason, Tommy, RB.....	1971-72
Stone, Ken, S.....	1973-75
Lavender, Joe, CB.....	1976-82
Morton, Michael, RB.....	1985
Welch, Herb, DB.....	1989
Mays, Alvoid, CB.....	1990-94
Logan, Marc, FB.....	1995-97
Hicks, Skip, RB.....	1998-00
Bates, Michael, KR.....	2001
Morton, Chad, RB/KR.....	2003-04
Prioleau, Pierson, S.....	2005-07
Tryon, Justin, CB.....	2008-09
Harris, Macho, S.....	2010
Atogwe, Oshiomogho, S.....	2011
Griffin, Cedric, CB.....	2012
Minnifield, Chase, CB.....	2014
Johnson, Jeron, S.....	2015
Toler, Greg, CB.....	2016

21

Olsson, Swede, G.....	1937-38
Farman, Dick, G.....	1939-43
Walton, Frank, G.....	1944-45
Ward, Bill, C.....	1946-47
Deeks, Don, T.....	1947
Goode, Rob, B [also 39].....	1949-51, 54-55
Barni, Roy, B.....	1955-56
Sommer, Mike, B [also 27].....	1958
Glick, Gary, B.....	1959-61
Schick, Doyle, LB.....	1961
Carr, Jim, LB.....	1964-65
Mingo, Gene, K.....	1967
Harold, George, B.....	1968
Brown, Tom, DB.....	1969
Jones, Larry, WR.....	1974-77
Nelms, Mike, KR.....	1980-84
Jessie, Tim, RB.....	1987
Byner, Earnest, RB.....	1989-93

Boykin, Todd, CB.....	1994
Allen, Terry, RB.....	1995-98
McMillian, Mark, CB.....	1999
Sanders, Deion, CB.....	2000
Smoot, Fred, CB [also 27].....	2001-04
Taylor, Sean, S [also 36].....	2005-07

22

Bond, Chuck, T.....	1937-38
Zimmerman, Roy, HB.....	1940-42
Turley, Doug, E.....	1944-48
Dowda, Harry, B [also 44].....	1949-53
Justice, Charlie, B.....	1950, 52-54
Crotty, Jim, B.....	1960-61
Jackson, Leroy, HB.....	1962-63
Lewis, Dan, RB.....	1965
Jackson, T.J., WR.....	1967
Harris, Jim, DB.....	1970
Taylor, Roosevelt, DB.....	1972
Thomas, Mike, RB.....	1975-78
Hardeman, Buddy, RB.....	1979-80
Jordan, Curtis, S [also 25].....	1981-86
Burmeister, Danny, DB.....	1987
Morris, Jamie, RB.....	1988-89
Bowles, Todd, S [also 23].....	1986-90, 92-93
Thomas, Johnny, CB [also 41].....	1988-90, 92-94
Wycheck, Frank, TE [also 36].....	1993-94
Sutton, Eric, S.....	1996
Williams, Jamel, S.....	1997-98
Murrell, Adrian, RB.....	2000
Serwanga, Kato, DB.....	2001-02
McCullough, Sultan, RB.....	2003
Dennis, Pat, S.....	2004
Rogers, Carlos, CB.....	2005-10
Barnes, Kevin, CB [also 25].....	2011
Royster, Evan, RB [also 35].....	2012-13
Porter, Tracy, CB.....	2014
Everett, Deshazor, CB/S.....	2015-16

23

Irwin, Don, FB.....	1937-40
Birlem, Keith, HB.....	1939
Madarik, Elmer, DB.....	1948
Haynes, Hall, B.....	1950-55
Crabb, Claude, CB.....	1962-63
Hunter, Bill, DB.....	1965
Owens, Brig, DB.....	1966-77
Peters, Tony, SS.....	1979-82, 84-85
Bowles, Todd, S [also 22].....	1986-90, 92-93
Savage, Sebastian, CB.....	1995
Bailey, Robert, CB.....	1995
Barnes, Tomur, CB.....	1996
Stevens, Matt, S.....	1998-2000
Carter, Ki-Jana, RB.....	2001
Branch, Bruce, KR.....	2002
Jimoh, Ade, DB.....	2003-04
Stoutmire, Omar, S.....	2005
Vincent, Troy, CB/S.....	2006
Stoutmire, Omar, S.....	2007
Hall, DeAngelo, CB/S.....	2008-16

24

Turner, Jay, HB.....	1938-39
Livingston, Howie, HB.....	1948-50
Heath, Leon, B [also 32].....	1951-53
Kincaid, Blackie, DB.....	1954
Podoley, Jim, HB.....	1957-60
Sample, Johnny, DB.....	1963-65
Rector, Ron, RB.....	1966
Larson, Pete, RB.....	1967-68
Wade, Bob, DB.....	1969
Malinchak, Bill, WR.....	1970-74, 76
Thomas, Spencer, S.....	1975
Parrish, Lemar, CB.....	1978-81
Washington, Joe, RB [also 25].....	1981-84

Washington, Anthony, CB.....	1983-84
Bryant, Kelvin, RB.....	1986-88, 90
Harry, Carl, WR.....	1989, 92
Eilers, Pat, CB [also 25].....	1992-94
Richard, Stanley, S.....	1995-98
Bailey, Champ, CB.....	1999-03
Springs, Shawn, CB.....	2004-08
Davis, James, RB.....	2010
Gomes, DeJon, S.....	2012
Rambo, Bacarri, S.....	2013-14
Sanford, Jamarca, S.....	2014
Ihenacho, Duke, S [also 35 and 29].....	2015
Norman, Josh, CB.....	2016

25

Krause, Max, FB.....	1937-40
Dow, Ken, FB.....	1941
Poillon, Dick, B.....	1942, 46-69
Seno, Frank, HB.....	1943-44
Doolan, John, HB.....	1945
Brown, Hardy, B.....	1950
Papit, John, B [also 15].....	1951-53
Adduci, Nick, B [also 44].....	1954-55
Runnels, Tom, B.....	1956-57
Lynch, Dick, B.....	1958
McCabe, Dick, B.....	1959
Krakoski, Joe, B.....	1961
Atkins, Pervis, HB.....	1964
Whitfield, A.D., RB.....	1966-68
Hull, Mike, RB.....	1971-74
Brown, Eddie, S.....	1975-77
Malone, Benny, RB.....	1978-79
Jordan, Curtis, S [also 22].....	1981-86
Washington, Joe, RB [also 24].....	1981-84
Etherly, Dave, DB.....	1987
Olyphant, Mike, RB.....	1988
Dupard, Reggie, RB.....	1989-90
Washington, Mickey, CB.....	1992
Eilers, Pat, S [also 24].....	1992-94
Carter, Tom, CB.....	1993-96
Denton, Tim, CB.....	1998-99
Greer, Donovan.....	2001
Bauman, Rashad, DB.....	2002-03
Clark, Ryan, DB.....	2004-05
Wright, Kenny, DB.....	2006
Green, Mike, S.....	2008
Barnes, Kevin, CB [also 22].....	2009-10
Hightower, Tim, RB.....	2011
Grant, Ryan, RB.....	2012
Williams, Keiland, RB [also 35].....	2012
Clark, Ryan, S.....	2014
Thompson, Chris, RB [also 37].....	2013, 2015-16

26

Carroll, Vic, C/G.....	1937-42
Foltz, Vernon, C.....	1944
Lolotai, Al, T.....	1945
Ruthstrom, Ralph, LB.....	1947
Castiglia, Jim, B.....	1947-48
Cochran, Tom, B.....	1949
Spaniel, Frank, B.....	1950
Salem, Ed, B.....	1951
Davis, Andy, B.....	1953
Shula, Don, DB.....	1957
Stits, Bill, DB.....	1959
Krause, Paul, DB.....	1964-67
Brunet, Bob, RB.....	1968, 70-77
Harris, Don, S.....	1978-79
Metcalf, Terry, RB.....	1981
Evans, Reggie, RB.....	1983
Smith, Ricky, CB.....	1984
Badjanek, Rick, RB.....	1986
Wilson, Wayne, RB.....	1987
McEwen, Craig, TE.....	1987-88
Davis, Wayne, CB.....	1989-90

ALL-TIME NUMBERS

Copeland, Danny, S.....	1991-93
Grant, Alan, CB.....	1994
Oliver, Muhammad, CB.....	1995
Dishman, Cris, CB.....	1997-98
Buckley, Curtis, CB.....	1999
Drakeford, Tyronne, CB.....	2000
Dhaleta, Ifeanyi, S.....	2001-03
Portis, Clinton, RB.....	2004-10
Wilson, Josh, CB.....	2011-13
Breeland, Bashaud, CB.....	2014-16

27

Parks, Mickey, C.....	1938-40
Stuart, Jim, T.....	1941
Zeno, Joe, G.....	1942-44
Audet, Earl, T.....	1945
Bartos, Joe, B.....	1950
Ferris, Neil, DB.....	1951-52
Menasco, Don, DB.....	1954
DeCarlo, Art, B.....	1956-57
Walters, Les, DB.....	1958
Sommer, Mike, B.....	1959, 61
Love, John, WR.....	1967
Houston, Ken, S.....	1973-80
Edwards, Brad, S.....	1990-93
Taylor, Keith, S [also 29].....	1994-96
Evans, Greg, S.....	1998
Paul, Tito, CB.....	1999
Carrier, Mark, FS.....	2000
McClellion, Central, DB.....	2001
Franz, Todd, DB.....	2002
Harris, Walt, CB.....	2004-05
Smoot, Fred, CB [also 21].....	2007-09
Johnson, Larry, RB.....	2010

28

Peterson, Nels, E.....	1937
Masterson, Bob, E.....	1938-43
Schilling, Ralph, DE.....	1946
Taylor, Hugh, E [also 84].....	1947-54
Scudero, Joe, B.....	1954-58
Rzempoluch, Ted, DB.....	1963
Clay, Ozzie, HB.....	1964
Smith, Dick, DB.....	1967-68
Henderson, Jon, WR.....	1970
Haymond, Alvin, DB.....	1972
Mul-Key, Herb, RB.....	1972-74
Bryant, Trent, CB.....	1981
Crissy, Cris, WR.....	1981
Green, Darrell, CB.....	1983-02

29

Karcher, Jim, G.....	1937-39
Andrako, Steve, C.....	1940-41
DeCorrevant, Bill, HB.....	1945
Britt, Oscar, G.....	1946
Wilde, George, HB.....	1947
Hartley, Howard, B.....	1948
Dwyer, Jack, B.....	1951
Barry, Paul, B.....	1953
Zagers, Bert, B.....	1955, 57-58
Vactor, Tad, CB.....	1969-74
Murphy, Mark, S.....	1977-84
Branch, Reggie, RB [also 30].....	1985-89
Gulledge, David, S.....	1992
Taylor, Keith, S [also 27].....	1994-96
Turner, Scott, CB.....	1995-97
Shade, Sam, S.....	1999-02
Franz, Todd, S.....	2003-04
Torrence, Leigh, CB.....	2006-07
Holmes, Lendy, S.....	2009
Jones, Reggie, CB.....	2010
Simpson, Chad, RB.....	2010
Helu Jr., Roy, RB.....	2011-14
Culliver, Chris, CB.....	2015

Ihenacho, Duke, S [also 35 and 24].....	2016
---	------

30

Howell, Millard, B.....	1937
Filchack, Frank, QB.....	1938-41, 44-45
Juzwik, Steve, HB.....	1942
Dunn, Coye, HB.....	1943
Youel, Jim, QB.....	1946-48
Sutton, Ed, B.....	1957-59
Cunningham, Jim, FB.....	1961-63
Briggs, Bob, B.....	1965
Jordan, Jeff, RB.....	1971-72
Salter, Bryant, S.....	1974-75
Kiick, Jim, RB.....	1977
Forste, Ike, RB.....	1978-80
Giaquinto, Nick, RB.....	1981-83
Moore, Jeff, RB.....	1984
Branch, Reggie, RB [also 29].....	1985-89
Garner, Dwight, RB.....	1986
Holman, Walter, RB.....	1987
Mickles, Joe, RB.....	1989
Mitchell, Brian, RB.....	1990-99
Canidate, Trung, RB.....	2003
Broughton, Nehemiah, RB.....	2005-06
Landry, LaRon, S.....	2007-11
Butler, Crezdon, CB.....	2012
Johnson, Domanique, CB.....	2012
Biggers, E.J., CB.....	2013-14
Jarrett, Kyschoen, DB.....	2015
Bruton Jr., David, S.....	2016

31

Johnston, Jimmy, HB.....	1939-40
Clair, Frank, E.....	1941
Weldon, Larry, QB.....	1944-45
Ehrhardt, Clyde, C.....	1949
Bosseler, Don, FB.....	1957-64
Kantor, Joe, B.....	1966
Harraway, Charley, FB.....	1969-73
Evans, Charlie, RB.....	1974
Jenkins, Ken, RB.....	1985
Vaughn, Clarence, S.....	1987-91
Clifton, Gregory, WR.....	1993
Pounds, Darryl, CB.....	1995-99
Terrell, David, CB.....	2000-03
Simon, John, RB [IR].....	2004
Cartwright, Rock, FB [also 40].....	2005-09
Buchanan, Phillip, CB.....	2010-11
Meriweather, Brandon, S.....	2012-14
Jones, Matt, RB.....	2015-16

32

McChesney, Bob, E.....	1937-43
Cafego, George, HB.....	1943
Rosato, Sal, FB.....	1945-47
Stout, Pete, B.....	1949-50
Heath, Leon, FB [also 24].....	1951-53
Elter, Leo, B.....	1955-57
Wulff, Jim, B.....	1960-61
Barnes, Billy Ray, RB.....	1962-63
Clay, Billy, DB.....	1966
McDonald, Ray, RB.....	1967-68
Dyer, Henry, RB.....	1969-70
Pardee, Jack, LB.....	1971-72
Curtis, Mike, LB.....	1977-78
Dean, Vernon, CB.....	1982-87
McEwen, Craig, TE.....	1987-88
Wilder, James, RB.....	1990
Ervins, Ricky, RB.....	1991-94
Thibodeaux, Keith, CB.....	1997
Wright, Toby, CB.....	1999
Dukes, Chad, RB.....	2000
Bennett, Donnell, FB.....	2001
Watson, Kenny, RB.....	2002
Jimoh, Ade, DB.....	2005-06

Mason, Marcus, RB.....	2009
Russell, Anderson, S.....	2010
Thompson, Brandyn, CB.....	2011
Pugh, Jordan, S.....	2012-13
Redd, Jr., Silas, RB.....	2014
Kelley, Rob, RB.....	2016

33

Baugh, Sammy, QB.....	1937-52
-----------------------	---------

-- Number retired --

34

Hartman, Bill, HB.....	1938
German, Jimmy, QB.....	1939
Sanford, Haywood, E.....	1940
Micka, Mike, FB.....	1944
Gaffney, Jim, B.....	1946
Quirk, Ed, FB.....	1948-51
Cloud, John, B.....	1952-53
Smith, Jim, DB.....	1968
Green, Tony, RB.....	1978
Hammond, Bobby, RB.....	1979-80
Williams, Kevin, CB.....	1985, 88
Davis, Brian, CB.....	1987-90
Kimble, Garry, DB.....	1987
Hoage, Terry, S.....	1991
Bayless, Martin, S.....	1994
Kitts, Jim, FB.....	1998
Symonette, Josh, S.....	2000
Metcalfe, Eric, PR/RB.....	2001
Lott, Andre, S.....	2002-04
Patterson, Dimitri, DB.....	2005
Eubanks, John, CB.....	2006-07
Westbrook, Byron, CB.....	2009-10
Robinson, Trenton, S.....	2013-15
Brown, Mack, RB.....	2016

35

Smith, Riley, QB.....	1937-38
Moore, Wilbur, HB.....	1939-46
Dudley, Bill, B.....	1950-51, 53
Casares, Rick, RB.....	1965
Looney, Joe Don, RB.....	1966-67
Hill, Calvin, RB.....	1976-77
Deloplaine, Jack, RB.....	1978
Perrin, Lonnie, RB.....	1979
Claith, Rickey, RB.....	1980-81
Griffin, Keith, RB.....	1984-85
Mayhew, Martin, CB.....	1989-92
Evans, Leomont, CB.....	1996-99
Jospeh, Ricot, DB.....	2002
Doering, Jason, S.....	2004
Morton, Christian, DB.....	2005
Ganther, Quinton, RB.....	2009
Williams, Keiland, RB.....	2010
Royster, Evan, RB [also 22].....	2011
Jones, David, CB.....	2012
Ihenacho, Duke, S [also 24 and 29].....	2014
Rogers, Justin, CB [also 38].....	2015
Phillips, Dashaun, CB.....	2015-16

36

Wilkin, Willie, T.....	1939-43
Harris, Henry, T.....	1947-48
Drazenovich, Chuck, LB.....	1950-59
Hatcher, Ron, RB.....	1962
Tracy, Tom, RB.....	1963-64
Barrington, Tom, RB.....	1966
Nelson, Ralph, RB.....	1975
Moss, Eddie, RB.....	1977
Smith, Timmy, RB.....	1987-88
Cofer, Joe, DB.....	1987
Wycheck, Frank, TE [also 22].....	1993-94
Bell, William, FB.....	1994-96
Maston, Le'Shail, FB.....	1998

ALL-TIME NUMBERS

Taylor, Sean, S (also 21)	2004
Duckett, T.J, RB	2006
Broughton, Nehemiah, RB	2007
Williams, Eddie	2009
Young, Darrel, FB	2010-15
Cravens, Su'a, S	2016

37

Young, Bill, T	1937-42, 46
Pasqua, Joe, T	1943
Watson, Jim, C	1945
Tereshinski, Joe, E	1947-54
Lockett, J.W., FB	1964
Fischer, Pat, DB	1968-77
Cherry, Raphael, S	1985
Williams, Kevin, CB	1985-88
Curtis, Travis, CB	1988, 91
Riggs, Gerald, RB	1989-91
Morrison, Darryl, S (also 38)	1993-96
Smith, Cedric, FB	1994-95
Washington, James, S	1996
Campbell, Jesse, S	1997-98
Centers, Larry, FB	1999-00
Doughty, Reed, S	2006-13
Thompson, Chris, RB (also 25)	2014
Harris, Jeremy, CB	2015

38

Smith, Ben, E	1937
Bradley, Hal, E	1938
Fisher, Bob, T	1940
Aldrich, Ki, C	1942
Jenkins, Jacque, FB	1943, 46
Conkright, Bill, C	1943
Dye, Les, E	1944-45
Goodnight, Clyde, DB	1949-50
Martin, Jim, K	1964
Seedborg, John, K	1965
Casares, Rick, RB	1965
Willis, Larry, S	1973
Smith, Larry, RB	1974
Harmon, Clarence, RB	1977-82
Rogers, George, RB	1985-87
Reaves, Williard, RB	1989
Morrison, Darryl, S (also 37)	1993-96
Frisch, David, TE (also 80)	1997
Gillespie, Robert, RB	2002
MacKlin, David, CB	2007
Rashad, Sha'reff, S	2010
Ducre, Greg, CB	2014
Rogers, Justin, CB (also 35)	2014
Goldson, Dashon, S	2015
Fuller, Kendall, CB	2016

39

Kawal, Ed, C	1937
Stralka, Clem, C	1938-42, 45-46
Hanna, Zip, G	1945
Buksar, George, B	1951-52
Sykes, Bob, B	1952
Goode, Rob, RB (also 21)	1949-51, 54-55
Francis, Dave, B	1963
Hughley, George, B	1965
Wonsley, Otis, RB	1981-85
Lane, Skip, S	1987
Green, Robert, RB	1992
Rush, Tyrone, RB	1994
Fox, Vernon, S	2006-07
Crawford, Richard, CB	2012
Amerson, David, CB	2013-15
Thomas, Pierre, RB	2015
Whitner Sr., Donte, S	2016

40

Millner, Wayne, E	1936-41, 45
Kovatch, John, E	1942, 46
Ribar, Frank, G	1943
Cox, Billy, B (also 14)	1951-52, 55
Lowe, Gary, B	1956-57
Horner, Sam, DB	1960-61
Sanders, Lonnie, DB	1963-67
Martin, Aaron, DB	1968
Kopay, Dave, RB	1969-70
Nock, George, RB	1972
Hyatt, Fred, WR	1973
Cunningham, Doug, RB	1974
Anderson, Bob, RB	1975
Hall, Windlan, S	1977
Jackson, Wilbur, RB	1980-82
Smith, Jimmy, RB	1984
Kane, Rick, RB	1984
Walton, Alvin, S	1986-91
Brooks, Reggie, RB	1993-95
Cartwright, Rock, FB (also 31)	2002-04
Archuletta, Adam, S	2006
Brown, Andre, RB	2010
Choice, Tashard, RB	2011
Nelson, Kyle, LS	2013
Okoro, Kenny, CB	2014
Williams, Cary, CB	2015

41

Krause, Red, C	1938
Todd, Dick, RB	1939-42, 45-48
Stasica, Leo, HB	1943
Wells, Billy, B	1954, 56-57
Watson, Sid, B	1958
Hudson, Bob, LB	1959
Steffen, Jim, DB	1961-65
Bass, Mike, CB	1969-75
Carpenter, Brian, CB	1983-84
Morrison, Tim, CB	1986-87
Woodberry, Dennis, DB	1987-88
Thomas, Johnny, CB (also 22)	1988-90, 92-94
Mandeville, Chris, DB	1989
Crutchfield, Buddy, CB	1998
Harrison, Lloyd, CB	2000
Bowen, Matt, S	2003-05
Kozlowski, Brian, TE	2004-07
Moore, Kareem, S	2008-10
Williams, Madieu, S	2012
Thomas, Phillip, S	2014
Blackmon, Will, CB/S	2015-16

42

Tuckey, Dick, FB	1938
Hare, Ray, QB	1940-43
North, Jim, T	1944
Adams, John, T	1945-49
Sebek, Nick, QB	1950
Alban, Dick, B	1952-55
Planutis, Jerry, B	1956
Anderson, Bill, E	1958-63
Taylor, Charley, RB-WR	1964-77

43

Kahn, Eddie, G	1937
Bond, Randall, QB	1938
Cifers, Ed, T	1941-42, 46
Campofreda, Nick, C	1944
Barber, Ernie, C	1945
Szafaryn, Len, T	1949
Williams, John, B	1952-53
Janowicz, Vic, B	1954-55
Haley, Dick, B	1959-60
Kerr, Jim, DB	1961-62
Walters, Tom, DB	1964-67

Brown, Larry, RB	1969-76
------------------	---------

44

Farkas, Andy, FB	1938-44
Ananis, Vito, B	1945
Condit, Merle, HB	1945
Garzoni, Mike, B	1947
Roussos, Mike, T	1948-49
Dowda, Harry, B (also 22)	1949-53
Adduci, Nick, B (also 25)	1954-55
Thurlow, Steve, RB	1966-68
Severson, Jeff, DB	1972
Denson, Moses, RB	1974-75
Riggins, John, RB	1976-79, 81-85

45

Russell, Bo, T	1939-40
Hoffman, Bob, RB	1940-41
Beinor, Ed, T	1942
Lapka, Ted, E	1943-44, 46
McKee, Paul, E	1947-48
Stovall, Dick, C	1949
Baker, Sam, K (also 49)	1953, 56-59
Felton, Ralph, B	1954-60
Duncan, Leslie, DB	1971-74
Williams, Gerard, DB	1976-78
White, Jeris, CB	1980-82
Wilburn, Barry, CB	1985-89
Johnson, Sidney, CB	1990-92
Walker, Brian, S	1996
Sellers, Mike, TE	1998-00, 2004-05
Royal, Robert, TE (IR)	2002
Simon, John, RB	2003
Sellers, Mike, FB	2006-11
Murphy, Jerome, CB	2012-13
Evans, Josh, S	2016

46

Young, Roy, T	1938
Spirida, John, E	1939
Banta, Jack, B	1941
Gentry, Lee, HB	1941
Gibson, Joe, E	1943
Natowich, Andy, HB	1944
Bedore, Tom, C	1944
Ungerer, Joe, T	1944-45
Steen, Paul, T	1946
Sommer, Jack, C	1947
Doll, Don, DB	1953
Atkeson, Dale, B	1954-56
Hackbart, Dale, DB	1961-63
Harris, Rickie, DB	1965-70
Grant, Frank, WR	1973-78
McDaniel, LeCharls, CB	1981-82
Sanders, Ricky, WR (also 83)	1986-93
Mitchell, Mike, CB	1987
Woodberry, Dennis, CB	1987-88
Betts, Ladell, RB	2002-09
Torain, Ryan, RB	2010-11
Morris, Alfred, RB	2012-15

47

Smith, George, C	1937, 41-43
Keenan, Jack, T	1944-45
Williamson, Ernie, T	1947
Butkus, Carl, T	1948
Niemi, Laurie, T	1949-53
James, Dick, B	1956-63
Shorter, Jim, DB	1964-67
Roberts, Walter, WR	1969-70
Thomas, Duane, RB	1973-74
Waddy, Ray, CB	1979-80
Williams, Greg, FS	1982-85
Thomas, Johnny, CB (also 22, 41)	1988-90, 92-94

ALL-TIME NUMBERS

Bowie, Larry, FB	1996-99
Johnson, Bryan, FB	2000-03
Cooley, Chris, TE	2004-12
Davis, Akeem, S	2014
Dunbar, Quinton, CB	2015-16

48

Whited, Marvin, B	1942, 45
Leon, Tony, G	1943
Pressley, Leo, C	1945
Edwards, Weldon, T	1948
Hendren, Bob, T	1949-51
Hecker, Norb, DB	1955-57
Scottie, Ben, DB	1959-61
Elmore, Doug, B	1962
Coia, Angelo, WR	1964-65
Burrell, John, WR	1966-67
Jaqua, Jon, CB	1970-72
Coffey, Ken S	1983-86
Gage, Steve, S	1987-88
Curtis, Travis, CB [also 37]	1988, 91
Whisenhunt, Ken, TE	1990
Davis, Stephen, RB	1996-02
Ware, Kevin, TE	2003
White, Manuel, HB	2005
Horton, Chris, S	2008-10
Bernstine, Jordan, S	2012
Gumbs, Jose, S	2013
Trail, Lynden, LB	2016

49

Meade, Jim, HB	1939-40
Koniszewski, John, T	1945-46, 48
Sanchez, John, T	1947-49
Venuto, Sam, B	1952
Baker, Sam, P [also 45]	1953, 56-59
Monachino, Jim, B	1955
Brewer, Billy, B	1960
Mitchell, Bobby, RB	1962-68
Stephens, Leonard, TE	2002

50

Nussbaumer, Bob, E	1947-48
Ullinski, Harry, C [also 56]	1950-51, 53-56
Hageman, Fred, C	1961-64
Adams, Willie, LB	1965-66
Baughan, Maxie, LB	1971-74
Wysocki, Pete, LB	1975-80
Kubin, Larry, LB	1982-84
Caldwell, Ravin, LB	1987-92
Kimmel, Jon, LB	1987
Rose, Carlton, LB	1987
Myslinski, Tom, G	1992
Raab, Marc, C	1993
Brownlow, Darrick, LB	1995-96
Smith, Derek M., LB	1997-00
Jones, Robert, LB	2001
Moore, Larry, C	2002-03
Campbell, Khary, LB	2004-08
Williams, Edwin, C/G	2009
Jackson, Rob, LB [also 91, 98]	2010-13
Miller, Gabe, LB	2014
Spaight, Martrell, LB	2015-16

51

Shugart, Clyde, G	1939-43
Merkle, Ed, G	1944
Lennon, Reid, G	1945
Boensch, Fred, G	1947-48
Momson, Tony, C	1952
Schrader, Jim, C	1954, 56-61
Kelley, Gordon, LB	1962-63
Reger, John, LB	1964-66
Williams, Sid, LB	1967
Didion, John, LB	1969

Grant, Bob, LB	1971
Ryczek, Dan, C	1973-75
Harris, Joe, LB	1977
Coleman, Monte, LB	1979-94
Ponds, Antwaune, LB	1998
Francis, James, LB	1999
Fischer, Mark, C [also 60]	2000-01
Jones, Rod, G, [IR]	2002
Smith, Clifton, LB	2003
Barnes, Brandon, LB	2004
McNeil, Nick, LB	2005
Fincher, Alfred, LB	2008
Henson, Robert, LB	2009-10
Fox, Keyaron, LB	2011
Wilson, Chris, LB	2012
Jenkins, Brandon, LB	2013
Compton, Will, LB [also 53]	2014-16

52

Gilmer, Harry, QB [also 12]	1948-52, 54
Allen, John, C	1955-58
Butsko, Harry, LB	1963
Morgan, Mike, LB	1968
Hamlin, Gene, C	1970
Pergine, John, LB	1973-75
Olkewicz, Neal, LB	1979-89
Elliott, Matt, C	1992
Raymer, Cory, C	1995-01, 2004-05
Marshall, Lemar, LB	2002-03
McIntosh, Rocky, LB	2006-11
Robinson, Keenan, LB	2012-15
Garvin, Terence, LB	2016

53

Deal, Rufus, FB	1942
Smith, Jack, E	1943
Ucovich, Mitch, T	1944
DeMao, Al, C	1945-53
Torgeson, Torgy, LB	1955-57
Roehnel, Bill, LB	1960
Pellegrini, Bob, LB	1962-65
Jackson, Steve, LB	1966-67
McLinton, Harold, LB	1969-78
Bostic, Jeff, C	1980-93
Patton, Marcus, LB	1995-97
Mason, Eddie, LB	1999-00, 2002
Green, Donny, LB	2001
Clemons, Chris, LB	2003
Washington, Marcus, LB	2004-08
Kehl, Bryan, LB	2012-13
Compton, Will, LB [also 51]	2013
Jeffcoat, Jackson, LB	2014-15

54

Corbitt, Don, C	1948
Cudzik, Walt, C	1954
Fulcher, Bill, LB	1956-58
Croftcheck, Don, G	1965-66
Roussel, Tom, LB	1968-70
Kuziel, Bob, C	1975-80
Turner, Kevin, LB	1981
Cronan, Peter, LB	1981-85
Krakoski, Joe, LB	1986
Gouveia, Kurt, LB	1987-94
Cowne, Joh, C	1987
Catanho, Al, LB	1996
Jones, Greg, LB	1997-00
Brandt, David, G	2001
Trotter, Jeremiah, LB	2002-03
Blades, H.B., LB	2007-10
Snow, Justin, LS	2012
Tapp, Darryl, LB	2013
Jordan, Akeem, LB	2014
Williams, Trevardo, LB	2014
Foster, Mason, LB	2015-16

55

Aldrich, Ki, C	1941-43, 45-46
Crisler, Harold, E	1948-49
Ricca, Jim, C	1951-54
Miller, Allen, LB	1962-63
Hanburger, Chris, LB	1965-78
Kaufman, Mel, LB	1981-88
Collins, Andre, LB	1990-94
Uhlenhake, Jeff, C	1996-97
Hamilton, Malcolm, LB [also 58]	1998-99
Strickland, Fred, LB	1999
Mitchell, Kevin, LB	2000-03
Barrow, Mike, LB [IR]	2004
Taylor, Jason, DE	2008
Bowen, Alvin, LB	2009
White, Markus, LB	2011-12
Barnett, Nick, LB	2013
Hayward, Adam, LB	2014
Moody, Nick, LB	2016

56

Avery, Don, T	1946-47
Ullinski, Harry, C [also 50]	1950-51, 53-56
Woodward, Dick, C	1952
Brueckman, Charley, C	1958
Kuchta, Frank, C	1959
Beatty, Ed, C	1961
Hauss, Len, C	1964-77
Peiffer, Dan, C	1980
Lowry, Quentin, LB	1981-83
Junkin, Trey, LB	1984
Daniels, Calvin, LB	1986
Coyle, Eric, C	1987-88
Bonner, Brian, LB	1989
Myslinski, Tom, G [also 50]	1992
Hamilton, Rick, LB	1993-94
Anderson, Erick, LB	1994-95
Foxx, Dion, LB	1995
Burnett, Chester, LB	1998
Arrington, LaVar, LB	2000-05
Gatewood, Curtis, LB	2009
Riley, Jr, Perry, LB	2010-15
Sullivan, John, C	2016

57

Stacca, Ed, T	1948
Badaczewski, John, G	1949-51
Khayat, Ed, DT [also 79]	1962-63
Crossan, Dave, C	1965-69
O'Dell, Stu, LB	1974-76
Milot, Rich, LB	1979-87
Copeland, Anthony, LB	1987
Graham, Don, LB	1989
Kirk, Randy, LB	1990
Millen, Matt, LB	1991
Bingham, Guy, C	1992-93
Harvey, Ken, LB	1994-98
Leeuwenburg, Jay, G	2000
Curry, Donte, LB	2001
Grant, Orantes, LB	2002-03
Clemons, Chris, LB	2004
Holdman, Warrick, LB	2005-06
Godfrey, Randall, LB	2007
Sundberg, Nick, LS	2010-16

58

Nobile, Leo, C	1947
Katrishen, Mike, T	1948-49
Burman, George, C/G	1971
Varty, Mike, LB	1973
Hover, Don, LB	1978-79
Weaver, Charlie, LB	1981
Anderson, Stuart, LB	1982-85
Burks, Shawn, LB	1986

ALL-TIME NUMBERS

Jones, David, C.....	1987
Windham, David, LB.....	1987
Marshall, Wilber, LB.....	1988-92
Banks, Carl, LB.....	1993
Alexander, Patrise, LB.....	1998-99
Givens, Reggie, LB.....	2000
Pierce, Antonio, LB.....	2001-04
Clemons, Chris, LB.....	2005
Posey, Jeff, LB.....	2006
Sinclair, Matt, LB.....	2007-08
Cook, Erik, C/G.....	2010-11
Addison, Mario, LB.....	2012
Hull, Josh, LB.....	2013
Beauharnais, Steve, LB [also 90].....	2014
Davis, Ja'Gared, LB.....	2014

59

Carroll, Jim, LB [also 60].....	1966-68
Dusek, Brad, LB.....	1974-81
Youngblood, Jim, LB.....	1984
Keating, Chris, LB.....	1985
Snipes, Angelo, LB.....	1986
Paine, Jeff, LB.....	1986
Hitchcock, Ray, C.....	1987
Wilson, Eric, LB.....	1987
Scully, Mike, C.....	1988
Harbour, Dave, C.....	1988-89
Brantley, John, LB.....	1992-93
Sedoris, Chris, C.....	1996
Barber, Shawn, LB.....	1998-01
Brown, Wilbert, OL.....	2002
McCune, Robert, LB.....	2005
Fletcher, London, LB.....	2007-13
Fields, Carlos, LB.....	2015
Plummer, Terrance, LB.....	2015
Lovato, Rick, LS.....	2016

60

Jaffurs, John, G.....	1946
Gray, Bill, G.....	1947-48
Sobolenski, Joe, G.....	1949
Brown, Buddy, G.....	1951-52
Berschet, Buddy, G.....	1951-52
Stanfel, Dick, G.....	1956-58
Khayat, Bob, G/K.....	1960, 62-63
Carroll, Jim, LB [also 59].....	1966-68
Wilbur, John, G.....	1971-74
Simmons, Roy, G.....	1983
Turner, J.T., G.....	1984
McQuaid, Dan, T.....	1985-87
Wooten, Mike, C.....	1987
Stokes, Fred, DE.....	1989-92
Huntington, Greg, C.....	1993
Fischer, Mark, C [also 51].....	1998-99
Samuels, Chris, T.....	2000-09
Black, Jordan, T.....	2012
Long, Spencer, G [also 61].....	2014
de la Puente, Brian, C.....	2015
Painter, Winston, OL.....	2016

61

DeFruiter, Bob, B.....	1945-47
Pepper, Gene, G.....	1950-53
O'Brien, Fran, T.....	1960-66
Avery, Jim, E.....	1966
Bandy, Don, G.....	1967-68
Johnson, Dennis, DT.....	1974-77
Jones, Melvin, G.....	1981
Huff, Ken, G.....	1983-85
Kehr, Rick, G.....	1987
Scissum, Willard, G.....	1987
Adickes, Mark, G.....	1990-91
Smith, Vernice, G.....	1993-95
Batiste, Michael, G.....	1998
Rabach, Casey, C.....	2005-10

Long, Spencer, G [also 60].....	2015-16
---------------------------------	---------

62

Witucki, Casimir, G [also 63].....	1950-51, 53-56
Boll, Don, T.....	1953-59
Nisby, John, G.....	1962-64
Dess, Darrell, G.....	1965-66
Schoenke, Ray, G.....	1966-75
Nugent, Dan, G.....	1976-78, 80
Laster, Don, T.....	1982
Towns, Morris, T.....	1984
Pettey, Phil, G.....	1987
Tamm, Ralph, G [also 64].....	1991
Moore, Darryl, G.....	1993
Coleman, Ben, G.....	2001
Pucillo, Mike, G.....	2006-07
Clark, Devin, T.....	2008

63

Siegert, Herb, G.....	1949-51
Witucki, Casimir, C [also 62].....	1950-51, 53-56
Karas, Emil, LB.....	1959
Breedlove, Rod, LB.....	1960-64
Johnson, Mitch, T [also 64].....	1966-68
Breding, Ed, LB.....	1967-68
Duich, Steve, G.....	1969
Dean, Fred, G.....	1978-82
Kimball, Bruce, G [also 67].....	1983-84
McKenzie, Raleigh, C/G.....	1985-94
Gesek, John, C [also 75].....	1994-95
Sims, Keith, G.....	1998-00
Bedell, Brad, OL.....	2003
Wilson, Mark, OL.....	2004
Montgomery, Will, OL.....	2009-13

64

Marciniak, Ron, G.....	1955
Fulcher, Bill, LB.....	1956-58
Johnson, Mitch, T [also 63].....	1966-68, 72
Sistrunk, Manny, DT.....	1970-75
Saul, Ron, G.....	1976-81
Hamilton, Steve, DE.....	1985-88
Tamm, Ralph, G [also 62].....	1991
Elewonibi, Moe, T.....	1990-93
Matich, Trevor, C.....	1994-96
Heck, Andy, T.....	1999-00
Loverne, David, G.....	2002
Friedman, Lennie, OL.....	2003-05
Golston, Kedric, DL.....	2006-16

65

Clark, Jim, G.....	1952-53
Houston, Walt, G.....	1955
Promoto, Vince, G.....	1960-70
Sturt, Fred, G.....	1974
Butz, Dave, DT.....	1975-88

66

Norman, Jim, T.....	1955
Voytek, Ed, G.....	1957-58
Whitlow, Bob, C.....	1960-61
Kammerer, Carl, DE.....	1963-69
Pottios, Myron, LB.....	1971-73
Imhof, Martin, DE.....	1974
Arneson, Jim, G.....	1975
Fritsch, Ted, C.....	1976-79
Jacoby, Joe, G/T.....	1981-93
Turk, Dan, C.....	1997-99
Moore, Michael, G.....	2000
Campbell, Matt, G.....	2001
Stal, Brenden, G.....	2002
Kendall, Pete, OL.....	2007-08
Dockery, Derrick, OL.....	2003-06, 2009-10
Chester, Chris, G.....	2011-14

67

Surminski, Dave, G.....	1953
Stephens, Red, G.....	1955-60
Darre, Bernie, G.....	1961
Cvercko, Andy, G.....	1963
Reed, Bob, G.....	1965
Kupp, Jake, G-TE.....	1966
Wooten, John, G.....	1968
Grimm, Dan, G.....	1969
Tillman, Rusty, LB.....	1970-77
Dubinetz, Greg, G.....	1979
Kimball, Bruce, G [also 63].....	1983-84
Beasley, Tom, DT.....	1984-86
Thompson, Steve, DT.....	1987
Lathrop, Kit, DE.....	1987
Waechter, Henry, DE.....	1987
Brown, Ray, G.....	1989-90, 92-95, 2004-05
Pourdanesh, Shar, T.....	1986-98
Fletcher, Derrick, G.....	2000
Terrell, Daryl, OL.....	2003
Albright, Ethan, LS [also 71, 77].....	2007-09
LeRibeus, Josh, DL.....	2012-15

68

Badgon, Ed, G.....	1952
Ramsey, Knox, G.....	1952-53
Sparks, Dave, G.....	1954
Feagin, Willie, G.....	1963
Banks, Willie, G [also 69].....	1968-69
Fanucci, Mike, DE.....	1972
Harlan, Jim, T.....	1978
Anderson, Gary, G.....	1980
Grimm, Russ, G.....	1981-91
Patton, Joe, G/T.....	1994-98
Hutson, Tony, G.....	2000
Tucker, Ross, G.....	2001-02, 07
Winey, Brandon, OL.....	2003
Geisinger, Justin, G.....	2008
Compton, Tom, T.....	2013-15

69

Hansen, Ron, G.....	1954
Goosby, Tom, G.....	1966
Banks, Willie, G [also 68].....	1968-69
Brooks, Perry, DT.....	1978-84
Thielermann, R.C., G.....	1985-88
Schlereth, Mark, G.....	1989-94
Milstead, Rod, G.....	1998-99
Ellis, Ed, T.....	2000
Molinaro, Jim, DL.....	2004-06
Fabini, Jason, OL.....	2007-08
Fanaika, Paul, G.....	2009
Smith, Willie, T.....	2011

70

Karras, Lou, T.....	1950-51
Modzelewski, Dick, DT.....	1953-54
Miller, Fred, T.....	1955
Sardisco, Tony, G.....	1956
Lemek, Ray, T.....	1957-61
Moore, Chuck, G.....	1962
Huff, Sam, LB.....	1964-67, 69
Wynn, Will, DE.....	1977
Marshall, Leonard, DT.....	1994
Drake, Troy, T.....	1998
Vickers, Kipp, DL.....	2002

71

Houghton, Jerry, T.....	1950
Renfron, Will, T.....	1957-59
Stynchula, Andy, DT.....	1960-63
Seals, George, E.....	1964
Musgrove, Spain, DT.....	1967-68
Bosch, Frank, DT [also 73].....	1968-70

ALL-TIME NUMBERS

Tyrer, Jim, T.....	1974
Lorch, Karl, DT.....	1976-81
Peutz, Gary, T.....	1982
Mann, Charles, DE.....	1983-93
Lewis, Ron, G.....	1995
Tanner, Barron, DT.....	1999
Dotson, Santana, DL, [IR].....	2002
Albright, Ethan, LS [also 67, 77].....	2003-08
Wade, Todd, OL.....	2007
Williams, Mike, G/T.....	2009
Williams, Trent, T.....	2010-16

72

Staton, Jim, DT.....	1951
Moss, Joe, T.....	1952
Christensen, Erik, DE.....	1956
Owens, Don, DT.....	1957
Weatherall, Jim, DT.....	1958
Churchwell, Don, T.....	1959
Rutgens, Joe, DT.....	1961-69
Hermeling, Terry, T.....	1970-73, 75-80
Talbert, Diron, DT.....	1971-80
Manley, Dexter, DE.....	1981-89
Haight, Mike, T.....	1992
Noga, Al, DE.....	1993
Bandison, Romeo, DT.....	1995-96
Flores, Mike, DE [also 73].....	1995
Kalu, Ndukwe, DE.....	1998-2000
Boose, Dorian, DE.....	2001
Powell, Carl, DL.....	2002
Whitley, Taylor, G.....	2006
Scott, Darrion, DL [also 76].....	2010
Bowen, Stephen, DE.....	2011-14
Lanier II, Anthony, DE.....	2016

73

Barfield, Ken, T.....	1954
Davlin, Mike, T.....	1955
Miller, Joh, T.....	1956, 58-59
Matteson, Riley, T.....	1961-64
Jones, Stan, T.....	1965
Bosch, Frank, DE.....	1968-70
Laaveg, Paul, G.....	1970-75
Williams, Jeff, T.....	1978-80
May, Mark, G.....	1981-90
Mills, Lamar, DT.....	1994
Flores, Mike, DE [also 72].....	1995
Ashmore, Darryl, T.....	1996-97
Wiggins, Paul, T.....	1998
Brown, Jamie, T.....	1999
Jackson, Benard, DT.....	2002
Jones, Kenyatta, DT.....	2003
Boschetti, Ryan, DL.....	2004-08
Robinson, William, T.....	2009
Joseph, Joe, DL.....	2010
Gettis, Adam, G.....	2013
Kearse, Frank, DE.....	2014-15
Jenkins, Cullen, DL.....	2016

74

Neimi, Laurie, T.....	1949-53
Morgan, Bob, DT.....	1954
Khayat, Eddie, DT [also 87].....	1957, 62-63
Snowden, Jim, T.....	1965-72
Starke, George, T.....	1973-84
Koch, Marcus, DE.....	1986-91
McGriff, Curtis, DE.....	1987
Nichols, Gerald, DT.....	1993
Thure, Brian, T.....	1995
Badger, Brad, G.....	1997-99
Harrison, Nolan, DE.....	2000
Fiore, Dave, OL.....	2003
Jones, Kenyatta, OL.....	2004
Wade, Todd, OL.....	2006
Heyer, Stephon, T.....	2007-10

Polumbus, Tyler, OL.....	2011-14
Kouandjio, Arie, G.....	2015-16

75

Ecker, Enrique, T.....	1952
Campora, Don, DT.....	1953
Jagielski, Harry, T.....	1956
Davidson, Ben, DT.....	1962-63
Williams, Fred, T [also 77].....	1964-65
Marshall, Rich, DT.....	1966
Kelly, John, T.....	1966-67
Washington, Fred, T.....	1968
Wright, Steve, T.....	1970
Hermeling, Terry, T [also 72].....	1970-80
Jones, Deacon, DE.....	1974
Clark, Mike, DE.....	1981
Ogrin, Pat, DT [also 79].....	1981-82
Briz, Darrick, G.....	1987
Stensrud, Mike, DT.....	1989
Williams, Eric, DT.....	1990-93
Gesek, John, C [also 63].....	1994-95
Dahl, Bob, G.....	1996-97
Cook, Anthony, DE.....	1999
Ham, Derrick, DE.....	2000
Sulfsted, Alex, DL.....	2002
Noble, Brandon, DT.....	2003-05
Dernulling, Rick, OL.....	2007
Rinehart, Chad, G/T.....	2008-09
Hicks, Artis, G/T.....	2010
Locklear, Sean, T.....	2011
Scherff, Brandon, G.....	2015-16

76

Lipscomb, Paul, T.....	1950-54
Kimmel, J.D., T.....	1955-56
Stallings, Don, E.....	1960
Prestel, Jim, T.....	1966-67
Rock, Walter, T.....	1968-73
Stokes, Tim, T.....	1975-77
Heinz, Bob, DT.....	1978
Scanlan, Jerry, T.....	1980-81
Mendenhall, Mat, DE.....	1981-82
Donnalley, Rick, C/G.....	1984-85
Tilton, Ron, G.....	1986
Simmons, Ed, T.....	1987-97
Frazier, Frank, G.....	1987
Jansen, Jon, T.....	1999-08
Jones, Levi, T.....	2009
Bryant, Anthony, DL.....	2010
Scott, Darrion, DL.....	2011
Moses, Morgan, T.....	2014-16

77

Jacobs, Jack, QB.....	1946
Mont, Tommy, QB.....	1947-49
Krouse, Ray, T.....	1960
Barnett, Steve, T.....	1964
Williams, Fred, T [also 75].....	1964-65
Barnes, Walter, DT.....	1966-68
Brunidge, Bill, DT.....	1970-77
Jones, Joe, DE.....	1979-80
Grant, Darryl, DT.....	1981-90
Wahler, Jim, DT.....	1992-93
Johnson, Tré, OL.....	1994-00, 02
Albright, Ethan, LS [also 67, 71].....	2001-02
Thomas, Randy, OL.....	2003-09
Brown, Jammal, T.....	2010-11
Lauvao, Shawn, G.....	2014-16

78

Lawrence, Don, T.....	1959-61
Snidow, Ron, DE.....	1963-67
Peters, Floyd, T.....	1970
Taylor, Mike, T.....	1971
Sweeney, Walt, G.....	1974-75

Hickman, Dallas, DE [also 82].....	1976-81
Smith, Paul, DE.....	1979-80
McGee, Tony, DE.....	1982-84
Hamel, Dean, DT.....	1985-88
Robinson, Lybrant, DE.....	1989
Johnson, Tim, DT.....	1990-95
Kuehl, Ryan, DT [also 99].....	1996-97
Zorich, Chris, DT.....	1997
Brown, Doug, DT.....	1998-99
Smith, Bruce, DE.....	2000-03
Sykes, Joe, DE.....	2006
Sampson, Kevin, OL.....	2007
Batiste, D'Anthony, OL.....	2008-09
Lichtensteiner, Kory, OL.....	2010-16

79

Yonaker, John, E.....	1952
Hegarty, Bill, T.....	1953
Peters, Volney, T.....	1954-57
Khayat, Ed, DT [also 57].....	1958
Toneff, Bob, DT.....	1959-64
Crane, Dennis, OT.....	1968-69
McDole, Ron, DE.....	1971-78
Bacon, Coy, DE [also 80].....	1978-81
Ogrin, Pat, DT [also 75].....	1981-82
Liebenstein, Todd, DE.....	1982-85
Barnett, Doug, DE.....	1985
Carlson, Mark, T.....	1987
Lachey, Jim, T.....	1988-95
Ertman, Steve, DT.....	1997
Vickers, Kipp, G.....	1999
Szott, Dave, G.....	2001
Elsara, Pita, OL.....	2003
Alexander, Lorenzo, LB [also 97].....	2007-09
Clark, Jeremy, OL.....	2010
Hurt, Maurice, G.....	2011-12
Nsekhe, Ty, T.....	2015-16

80

Ecker, Enrique, T.....	1952
Brito, Gene, E.....	1951-53, 55-58
Junker, Steve, E.....	1961-62
Hernandez, Joe, E.....	1964
Hodgson, Pat, TE.....	1966
Alford, Bruce, K.....	1967
Long, Bob, WR.....	1969
Jefferson, Roy, WR.....	1971-76
Bacon, Coy, DE [also 79].....	1978-80
McDaniel, John, WR [also 86].....	1978-80
Haines, Kris, WR.....	1979
Seay, Virgil, WR.....	1981-84
Barnwell, Malcolm, WR.....	1985
Phillips, Joe, WR.....	1985-87
Yarber, Eric, WR.....	1986-87
Wilson, Teddy, WR.....	1987
Shepard, Derrick, WR.....	1987-88
Johnson, Joe, WR.....	1989-91
Howard, Desmond, WR.....	1992-94
Truitt, Olanda, WR [also 84].....	1994-95
Brooks, Bill, WR.....	1996
Harper, Alvin, WR.....	1997
Frisch, David, TE [also 38].....	1997
Alexander, Stephen, TE.....	1998-01
Green, Jacques, WR.....	2002
Skaggs, Justin, WR.....	2002
Coles, Laveranues, WR.....	2003-04
Patten, David, WR.....	2005-06
McCardell, Keenan, WR.....	2007
Crowder, Jamison, WR.....	2015-16

81

Brown, Dan, E.....	1950
Morley, Sam, WR.....	1954
Walton, Joe, E.....	1957-60
Luce, Lew, B.....	1961

ALL-TIME NUMBERS

Jencks, Bob, E.....	1965
Kupp, Jake, TE.....	1966
Barefoot, Ken, E.....	1968
Carroll, Leo, DE [also 89].....	1969-70
Alston, Mack, TE.....	1970-72
Winslow, Doug, WR.....	1976-77
Anderson, Terry, WR.....	1978
Smith, J.T., WR.....	1978
DeFrance, Chris, WR.....	1979
Monk, Art, WR.....	1980-93

82

Berrang, Ed, E.....	1949-52
Dale, Roland, E.....	1950
Polsfoot, Fran, E.....	1953
Carson, John, E.....	1954-59
MacAfee, Ken, E.....	1959
Heenan, Pat, E.....	1960
Absher, Dick, K.....	1967
Miller, Clark, DE.....	1969
Jones, Jimmie, DE.....	1971-73
Hickman, Dallas, DE [also 78].....	1976-81
Caster, Rich, TE.....	1981-82
Sawyer, John, TE.....	1983
Jones, Anthony, TE.....	1984-85
Caravello, Joe, TE.....	1987-88
Brandes, John, TE.....	1990-92
Rowe, Ray, TE.....	1992
Riggs, Jim, TE.....	1993
Haws, Kurt, TE.....	1994
Westbrook, Michael, WR.....	1995-01
Russell, Cliff, WR, (IR).....	2002
Chamberlain, Byron, TE.....	2003
Kozlowski, Brian, TE.....	2004
Brown, Antonio, WR.....	2005
Randle El, Antwaan, WR.....	2006-09
Paulsen, Logan, TE.....	2010-14

83

Dekker, Al, WR.....	1953
Jones, Charlie, E.....	1955
Meadows, Ed, DB.....	1959
Wilkins, Roy, LB.....	1960-61
Norton, Jim, T.....	1969
Anderson, Bruce, DE.....	1970
Thompson, Ricky, WR.....	1978-81
McGrath, Mark, WR.....	1983-85
Stief, Dave, WR.....	1983
Mauti, Rich, WR [also 84].....	1984
Noble, James, WR.....	1986
Sanders, Ricky, WR [also 46].....	1986-93
Johnson, Richard, WR.....	1987
McEwen, Craig, TE [also 88].....	1987-88
Winans, Tydus, WR.....	1994-95
Anderson, Flipper, WR.....	1996
Connell, Albert, WR.....	1997-00
Lockett, Kevin, WR.....	2001-02
Jackson, Willie, WR.....	2002
Flowers, Richmond, WR.....	2002
Russell, Cliff, WR.....	2003
Thrash, James, WR [also 87].....	2004-08
Davis, Fred, TE [also 86].....	2011-13
Smith, Alex, TE.....	2015

84

Taylor, Hugh, E [also 28].....	1947-54
Shoener, Herb, E [also 12].....	1948-49
Braatz, Tom, DE [also 85].....	1957-59
Osborne, Tom, E.....	1960-61
Hancock, Mike, TE.....	1973-75
Fugett, Jean, TE.....	1976-79
McCrary, Greg, TE [also 85].....	1978, 81
McKinney, Zion, WR.....	1980
Williams, Mike, TE.....	1982-84
Arnold, Walt, TE [also 90].....	1984

Mauti, Rich, WR.....	1984
Clark, Gary, WR.....	1985-92
Phillips, Joe, WR.....	1987
Bigby, Keiron, WR.....	1987
Stock, Mark, WR.....	1993
Truitt, Olanda, WR [also 80].....	1994-95
Asher, Jamie, TE.....	1995-98
Thompson, Derrius, WR.....	1999
Reed, Andre, WR.....	2000
Battaglia, Marco, TE.....	2001
Doering, Chris, WR.....	2002
Johnson, Patrick, WR.....	2003
Jacobs, Taylor, WR.....	2004-05
Mitchell, Marko, WR.....	2009
Galloway, Joey, WR.....	2010
Paul, Niles, WR/TE.....	2011-16

85

Yowarsky, Walt, E.....	1951-54
Paluck, John, DE [also 86].....	1956, 59-65
Braatz, Tom, DE [also 84].....	1957-59
Cronin, Gene, DE.....	1961-62
Quinlan, Bill, DE.....	1964
McKeever, Marlin, LB [also 86].....	1968-70
Hoffman, John, DE.....	1969-70
McNeil, Clifton, WR.....	1971-72
Holman, Willie, DE.....	1973
Fryer, Brian, WR.....	1976-78
McCrary, Greg, TE [also 84].....	1978, 81
Warren, Don, TE.....	1979-92
Truitt, Dave, TE.....	1987
McGee, Tim, WR.....	1993
Ellard, Henry, WR.....	1994-98
Sellers, Mike, TE [also 45].....	1998-99
Zelenka, Joe, TE.....	2000
McCants, Darmerien, WR.....	2002-04
Kozlowski, Brian, TE.....	2005
Lloyd, Brandon, WR.....	2006-07
Hankerson, Leonard, WR.....	2011-14
Jensen, Marcel, TE.....	2015
McCoy, Anthony, TE.....	2015
Davis, Vernon, TE.....	2016

86

Meillinger, Steve, E.....	1956-57
Paluck, John, DE [also 85].....	1956, 59-65
Briggs, Bill, DE.....	1966-67
McKeever, Marlin, LB [also 85].....	1968-70
Biggs, Verlon, DE [also 89].....	1971-75
Dowler, Boyd, WR.....	1971
Larson, Bill, TE.....	1977
McDaniel, John, WR [also 80].....	1978-80
DuBois, Phil, TE.....	1979-80
Didier, Clint, TE.....	1982-87
Tice, Mike, TE.....	1989
Hobbs, Stephen, WR.....	1990-92
Shepherd, Leslie, WR.....	1994-98
Fryar, Irving, WR.....	1999-00
Rasby, Walter, TE.....	2001-02
Jacobs, Taylor, WR.....	2003
Rasby, Walter, TE [8 games].....	2004
Brown, Antonio, WR [9 games].....	2004
Farris, Jimmy, WR.....	2005
Kozlowski, Brian, WR.....	2006
Caldwell, Reche, WR.....	2007
Davis, Fred, TE [also 83].....	2008-10
Byrd, Dominique, TE.....	2011
Reed, Jordan, TE.....	2013-16

87

Goodnight, Clyde, E.....	1949-50
Barker, Ed, E.....	1954
Thomas, Ralph, E.....	1955-56
Khayat, Ed, DT [also 74].....	1957, 62-63
Dugan, Fred, E.....	1961-63

Smith, Jerry, TE.....	1965-77
Brown, Charlie, WR.....	1982-84
Drr, Terry, TE [also 89].....	1986-90, 92
Dunn, K.D., TE.....	1987
Middleton, Ron, TE [also 88].....	1988, 90-93
Bell, Coleman, TE.....	1994-95
Thrash, James, WR [also 83].....	1997-00
Gardner, Rod, WR.....	2001-04
Johnson, Robert, TE.....	2005
Yoder, Todd, TE.....	2006-09
Williams, Roydeil, WR.....	2010
Myers, Rob, TE.....	2011
Hamm, Je'Ron, TE.....	2015

88

Hennessy, Jerry, DE.....	1952-53
Ostrowski, Chet, E.....	1954-59
Lasse, Dick, LB.....	1960-61
Richter, Pat, E.....	1963-70
Reed, Alvin, TE.....	1973-75
Buggs, Danny, WR.....	1976-79
Walker, Rick, TE.....	1980-85
Holloway, Derek, WR.....	1986
Frain, Todd, TE.....	1986
Middleton, Ron, TE [also 87].....	1988, 90-93
Benson, Cliff, TE.....	1987
Shepard, Derrick, WR.....	1987-88
McEwen, Craig, TE [also 83].....	1987-88
Caravello, Joe, TE.....	1987-88
Johnson, Billy [White Shoes], WR.....	1988
Johnson, Jimmie, TE.....	1989-91
Jenkins, James, TE.....	1991-00
Thompson, Derrius, WR.....	2001-02
Royal, Robert, TE.....	2003-05
Fauria, Christian, TE.....	2006
Ecker, Tyler, TE.....	2007
Anderson, David, WR.....	2011
Garçon, Pierre, WR.....	2012-16

89

Tereshinski, Joe, E.....	1947-54
Dee, Bob, E.....	1957-58
Gob, Art, E.....	1959-60
Aveni, John, K.....	1961
Smith, Hugh, E.....	1962
Collier, Jim, E.....	1963
Carpenter, Preston, E.....	1964-66
Carroll, Leo, DE [also 81].....	1969-70
Biggs, Verlon, DE [also 86].....	1971-75
Robinson, Dave, LB.....	1973-74
Haynes, Reggie, TE.....	1978
Richardson, Grady, TE.....	1979-80
Harrison, Kenny, WR.....	1980
Garrett, Alvin, WR.....	1981-84
Muhammad, Calvin, WR.....	1984-85
Verdin, Clarence, WR.....	1986-87
Orr, Terry, TE [also 87].....	1986-90, 91-93
Dennison, Glenn, TE.....	1987
Allen, Anthony, WR.....	1987
Stanley, Walter, WR.....	1990
Horton, Ethan, TE.....	1994
Galbraith, Scott, TE.....	1995-96
Thomas, Chris, WR.....	1997-99
Flemister, Zeron, TE.....	2000-03
Moss, Santana, WR.....	2005-14
Carrier, Derek, TE.....	2015-16

90

Arnold, Walt, TE [also 84].....	1984
Curtis, Bobby, LB.....	1987
Richardson, Huey, LB.....	1992
Graf, Rick, LB.....	1993
Stowe, Tyronne, LB.....	1994
Crews, Terry, LB.....	1995
Barnett, Troy, DT.....	1996

ALL-TIME NUMBERS

Lang, Kenard, DE.....	1997-01
Holsey, Bernard, OT.....	2003
Clemmons, Nic, DL.....	2005
Buzbee, Alex, DE.....	2007-08
Jarmon, Jeremy, DE/LB.....	2009-10
Worthington, Doug, DE.....	2012
Beauharnais, Steve, LB (also 58).....	2014
Brown, Everette, LB.....	2014
Paea, Stephen, DE.....	2015
Hood, Ziggy, DL.....	2016

91

Settles, Tony, LB.....	1987
Manusky, Greg, LB.....	1988-90
Collins, Shane, DE.....	1992-94
Vanderbeek, Matt, LB.....	1995-96
Mims, Chris, DT.....	1997
Hoelscher, David, DT.....	1998
Cowsette, Delbert, DT.....	2001-02
Upshaw, Regan, DE.....	2003
Killings, Cedric, DL.....	2005
Jackson, Rob, DE/LB (also 50, 98).....	2009
Holliday, Vonnie, DE.....	2010
Kerrigan, Ryan, LB.....	2011-16

92

Smith, Hugh, WR.....	1982
Bunch, Derek, LB.....	1987
Nottage, Dexter, DE.....	1994-96
Duff, Jamal, DE.....	1997-98
DeLoach, Jerry, DT.....	2001
Gardner, Daryl, DT.....	2002
Chase, Martin, DT.....	2003
Evans, Demetric, DL.....	2004-08
Haynesworth, Albert, DL.....	2009-10
Baker, Chris, DL.....	2011-16

93

Meads, Johnny, LB.....	1992
Willis, Keith, DT.....	1993
Faulkner, Jeff, DT.....	1993
Boutte, Marc, DT.....	1994-99
Leverette, Otis, DE.....	2001-02
Zellner, Peppi, DL.....	2003
Daniels, Phillip, DL.....	2004-10
Balmer, Kentwan, DE.....	2011
Merling, Phillip, DE.....	2013
Murphy, Trent, LB.....	2014-16

94

Sagnella, Anthony, DT.....	1987
Wilson, Bobby, DT.....	1991-94
Gilbert, Sean, DT.....	1996
Stubblefield, Dana, DT.....	1998-00
Jackson, Ladairis, DT.....	2002
Warner, Ron, DE.....	2003-04
Jones, Aki, DL.....	2005
Montgomery, Anthony, DT.....	2006-09
Carriker, Adam, DE.....	2010-12
Geathers, Clifton, DE.....	2014
Smith, Preston, LB.....	2015-16

95

Benish, Dan, DT.....	1987
Gaines, William, DT.....	1995-97
Wilkinson, Dan, DT.....	1998-02
Dalton, Lionel, DL.....	2003
Salave'a, Joe, DL.....	2004-06
Wilson, Chris, DE.....	2007-10
Neild, Chris, NT.....	2011-13

96

Gibson, Alec, DE.....	1987
Hollinquest, Lamont, LB.....	1993-94
Owens, Rich, DE.....	1995-97
Williams, Tyrone, DE.....	2001
Scott, Greg, DE.....	2002
Russell, Darrell, DL.....	2003
Griffin, Cornelius, DL.....	2004-09
Kemoeatu, Ma'ake, NT.....	2010
Cofield, Jr., Barry, NT.....	2011-14
Bates, Houston, LB.....	2015-16

97

Geathers, Jumpy, DT.....	1990-92
Palmer, Sterling, DE.....	1993-96
Bandison, Romeo, DT (also 72).....	1995-96
Kinney, Kelvin, DE.....	1997-98
Wynn, Renaldo, DL.....	2002-06
Smith, Tyson, LB.....	2008
Alexander, Lorenzo, LB (also 79).....	2010-12
Hatcher, Jason, DE.....	2014-15
Reyes, Kendall, DE.....	2016

98

Martin, Steve, DE.....	1987
Barker, Tony, LB.....	1992
Woods, Tony, DE.....	1994-96
Russell, Twan, LB.....	1997-99
Armstead, Jessie, LB.....	2002-03
Marshall, Lemar, LB.....	2004-06
Jackson, Rob, DE (also 50, 91).....	2008
Orakpo, Brian, LB/DE.....	2009-14
Knighton, Terrance, NT.....	2015
Ioannidis, Matt, DL.....	2016

99

Saenz, Eddie, B.....	1946-51
Young, Wilbur, DE.....	1981
Karras, Ted, DT.....	1987
Rocker, Tracy, DT.....	1989-90
Buck, Jason, DE.....	1991-93
Stephens, Rod, LB.....	1995-96
Kuehl, Ryan, DT (also 78).....	1996-97
Coleman, Marco, DE.....	1999-01
Haley, Jermaine, DL.....	2003-04
Carter, Andre, DE/LB.....	2006-10
Jenkins, Jarvis, DE.....	2011-14
Jean Francois, Ricky, DE.....	2015-16

ALL-TIME ROSTER

The following is a list of Washington Redskins who have appeared in regular season or postseason play.

A

Absher, Dick, LB, Maryland.....	1967
Adams, John, T, Notre Dame.....	1945-49
Adams, Willie, LB, New Mexico St.....	1965-66
Addison, Mario, LB, Troy.....	2012
Adickes, Mark, G, Baylor.....	1990-91
Adduci, Nick, B, Nebraska.....	1954-55
Aguirre, Joe, E, St. Mary's (CA).....	1941, 1943-45
Akers, David, K, Louisville.....	1998-99
Akins, Frank, B, Washington St.....	1943-46
Alban, Dick, B, Northwestern.....	1952-55
Albright, Ethan, LS, North Carolina.....	2001-09
Aldrich, Ki, C, TCU.....	1939-42, 1945-47
Alexander, Lorenzo, DL/LB, California.....	2007-12
Alexander, Patrice, DT, SW Louisiana.....	1986-98
Alexander, Shaun, RB, Alabama.....	2008
Alexander, Stephen, TE, Oklahoma.....	1998-01
Alford, Bruce, K, TCU.....	1967
Allen, Anthony, WR, Washington.....	1987-88
Allen, Jerry, B, Nebraska-Omaha.....	1967-69
Allen, John, C, Purdue.....	1955-58
Allen, Terry, RB, Clemson.....	1995-98
Alston, Mack, TE, Maryland St.....	1970-72
Amerson, David, CB, North Carolina St.....	2013-15
Ananis, Vito, B, Boston College.....	1945
Anderson, Bill, E, Tennessee.....	1958-63
Anderson, Bob, RB, Colorado.....	1975
Anderson, Bruce, E, Williamette.....	1970
Anderson, David, WR, Colorado St.....	2011
Anderson, Erick, LB, Michigan.....	1994
Anderson, Gary, G, Stanford.....	1980
Anderson, Stuart, LB, Virginia.....	1982-85
Anderson, Terry, WR, Bethune-Cookman.....	1978
Anderson, Willie "Flipper", WR, UCLA.....	1996
Andrako, Steve, C, Ohio St.....	1940
Apsit, Megs, B, USC.....	1933
Archer, David, QB, Iowa St.....	1988
Archuleta, Adam, S, Arizona St.....	2006
Arenz, Arnie, LB, St. Louis.....	1934
Arii, Obed, K, Clemson.....	1987
Armstead, Jessie, LB, Miami (Fla.).....	2002-03
Armstrong, Anthony, WR, West TX A&M.....	2010-11
Arneson, Jim, G, Arizona.....	1975
Arnold, Walt, TE, New Mexico.....	1984
Arrington, LaVar, LB, Penn St.....	2000-05
Artman, Corrie, T, Stanford.....	1932
Asher, Jamie, TE, Louisville.....	1995-98
Ashmore, Darryl, OL, Northwestern.....	1996-97
Atkinson, Dale, B, No. College.....	1954-56
Atkins, Pervis, RB, New Mexico St.....	1964-65
Atkinson, Jess, K, Maryland.....	1986-87
Atogwe, Oshiomogho, S, Stanford.....	2011
Audet, Earl, T, USC.....	1945
Austin, Terrence, WR, UCLA.....	2010-11
Aveni, John, WR/K, Indiana.....	1961
Avery, Don, T, USC.....	1946-47
Avery, Jim, E, Northern Illinois.....	1966

B

Bacon, Coy, DE, Jackson St.....	1978-81
Badaczewski, John, G, Western Reserve.....	1949-51
Badanjek, Rick, RB, Maryland.....	1986
Badger, Brad, G/T, Stanford.....	1997-99
Bagauer, Steve, RB, Notre Dame.....	1945-46, 1948
Bagdon, Ed, G, Michigan St.....	1952
Bailey, Champ, CB, Georgia.....	1999-03
Bailey, Robert, CB, Miami (Fla.).....	1995
Baker, Chris, DL, Hampton.....	2012-16
Baker, Sam, K, Oregon St.....	1953, 1956-59
Balmer, Kentwan, DE, North Carolina.....	2011
Baltzell, Vic, DB, Southwestern (Kan.).....	1935

Bandison, Romeo, DT, Oregon.....	1995-96
Bandy, Don, G, Tulsa.....	1967-68
Banks, Brandon, WR, Kansas St.....	2010-12
Banks, Carl, LB, Michigan St.....	1993
Banks, Tony, QB, Michigan St.....	2001
Banks, Willie, G, Alcorn A&M.....	1968-69
Banta, Jack, RB, USC.....	1941
Barber, Ernie, C, San Francisco.....	1945
Barber, Jim, T, San Francisco.....	1935-41
Barber, Shawn, LB, Richmond.....	1998-01
Barefoot, Ken, E, Virginia Tech.....	1968
Barfield, Ken, T, Mississippi.....	1954
Barker, Bryan, P, Santa Clara.....	2001-03
Barker, Ed, E, Washington St.....	1954
Barker, Tony, LB, Rice.....	1992
Barnes, Billy Ray, RB, Wake Forest.....	1962-63
Barnes, Brandon, LB, Missouri.....	2004
Barnes, Kevin, CB, Maryland.....	2009-11
Barnes, Tomur, CB, North Texas.....	1996
Barnes, Walt, DT, Nebraska.....	1966-68
Barnett, Doug, DE, Azusa Pacific.....	1985
Barnett, Nick, LB, Oregon St.....	2013
Barnett, Steve, T, Oregon.....	1964
Barnett, Troy, DT, North Carolina.....	1996
Barnhardt, Tommy, P, North Carolina.....	1988, 2000
Barni, Roy, B, San Francisco.....	1955-56
Barnwell, Malcolm, WR, Virginia Union.....	1985
Barrington, Tom, B, Ohio St.....	1966
Barrow, Mike, LB, Miami (Fla.) (JR).....	2004
Barry, Paul, B, Tulsa.....	1953
Bartel, Richard, QB, Tarleton St.....	2009
Bartos, Hank, G, North Carolina.....	1938
Bartos, Joe, B, Navy.....	1950
Bass, Mike, DB, Michigan.....	1969-75
Bassi, Dick, G, Santa Clara.....	1937
Bates, Houston, LB, Louisiana Tech.....	2015-16
Bates, Michael, KR, Arizona.....	2001
Batiste, D'Anthony, G, Louisiana-Lafayette.....	2009
Batiste, Michael, G, Tulane.....	1998
Battaglia, Marco, TE, Rutgers.....	2001
Battles, Cliff, B, West Virginia Wesleyan.....	1932-37
Baugh, Sam, QB, TCU.....	1937-52
Bauman, Rashad, CB, Oregon.....	2002-03
Baughan, Maxie, LB, Georgia Tech.....	1974
Bausch, Frank "Pete", C, Kansas.....	1934-36
Bayless, Martin, S, Bowling Green.....	1994
Beasley, Tom, DL, Virginia Tech.....	1984-86
Beatty, Ed, C, Mississippi.....	1961
Beauharnais, Steve, LB, Rutgers.....	2014
Beban, Gary, QB, UCLA.....	1968-69
Beck, John, QB, BYU.....	2011
Bedell, Brad, OL, Colorado.....	2003
Bedore, Tom, G, Pepperdine.....	1944
Beinor, Ed, T, Notre Dame.....	1941-42
Bell, Coleman, TE, Miami (Fla.).....	1995
Bell, William, RB, Georgia Tech.....	1994-96
Bellamy, Josh, WR, Louisville.....	2013
Benish, Dan, DT, Clemson.....	1987
Benson, Cliff, TE, Purdue.....	1987
Bentley, Scott, K, Florida St.....	2000
Bernstine, Jordan, S, Iowa.....	2012
Berrang, Ed, E, Villanova.....	1949-52
Berschert, Merve, G, Illinois.....	1954-55
Betts, Ladell, RB, Iowa.....	2002-08
Bidwell, Josh, P, Oregon.....	2010
Bigby, Keiron, WR, Brown.....	1987
Biggers, E.J., CB, Western Michigan.....	2013-14
Biggs, Verlon, DE, Jackson St.....	1971-74
Bingham, Guy, C, Montana.....	1992-93
Birlem, Keith, B, San Jose St.....	1939
Black, Jordan, T, Notre Dame.....	2012
Blackmon, Will, CB/S, Boston College.....	2015-16
Blades, H.B., LB, Pittsburgh.....	2007-10
Blanchard, Cary, K, Oklahoma St.....	1998
Blanton, Scott, K, Oklahoma.....	1996-98

Boensch, Fred, G, Stanford.....	1947-48
Boll, Don, T, Nebraska.....	1953-59
Bond, Chuck, T, Washington.....	1937-38
Bond, Randall, B, Washington.....	1938
Bonner, Brian, LB, Minnesota.....	1989
Boose, Doran, DE, Washington St.....	2001
Bosch, Frank, DT, Colorado.....	1968-70
Boschetti, Ryan, DL, UCLA.....	2004-08
Bosseler, Don, B, Miami (Fla.).....	1957-64
Bostic, Jeff, C, Clemson.....	1980-93
Boswell, Ben, T, TCU.....	1934
Boutte, Mark, DT, LSU.....	1994-99
Bowen, Alvin, LB, Iowa St.....	2009
Bowen, Matt, S, Iowa.....	2003-05
Bowen, Stephen, DE, Hofstra.....	2011-14
Bowie, Larry, FB, Georgia.....	1996-99
Bowles, Todd, S, Temple.....	1986-90, 92-93
Boykin, Deral, S, Louisville.....	1994
Braatz, Tom, DE, Marquette.....	1957-59
Bradley, Harold, E, Elon.....	1938-39
Bragg, Mike, P, Richmond.....	1968-79
Branch, Bruce, KR, Penn St.....	2002
Branch, Reggie, RB, East Carolina.....	1985-89
Brandes, John, TE, Cameron.....	1990-92
Brandt, David, DL, Michigan.....	2001
Brantley, John, LB, Georgia.....	1992
Breding, Ed, LB, Texas A&M.....	1967-68
Breedlove, Rod, LB, Maryland.....	1960-64
Breeland, Bashaud, CB, Clemson.....	2014-16
Brennan, Colt, QB, Hawaii.....	2008-09
Brewer, Homer, B, Mississippi.....	1960
Briggs, Bill, DE, Iowa.....	1966-67
Briggs, Bob, B, Central Oklahoma St.....	1965
Briz, Darrick, G, Oregon St.....	1987
Briscoe, Dezman, WR, Kansas.....	2012
Brito, Gene, DE, Loyola (CA).....	1951-53, 1955-58
Britt, Ed, B, Holy Cross.....	1936-37
Britt, Oscar, G, Mississippi.....	1946
Brohm, Jeff, QB, Louisville.....	1995
Brooks, Bill, WR, Boston University.....	1996
Brooks, Durant, P, Wake Forest.....	2008
Brooks, Perry, DT, Southern.....	1978-84
Brooks, Reggie, RB, Notre Dame.....	1993-95
Broughton, Nehemiah, RB, The Citadel.....	2005-07
Brown, Antonio, WR, West Virginia.....	2004-05
Brown, Buddy, G, Arkansas.....	1951-52
Brown, Charlie, WR, South Carolina St.....	1982-84
Brown, Dan, E, Villanova.....	1950
Brown, Doug, DT, Simon Fraser.....	1998-99
Brown, Eddie, S, Tennessee.....	1975-77
Brown, Everett, LB, Florida St.....	2014
Brown, Hardy, LB, Tulsa.....	1950
Brown, Jamie, T, Florida A&M.....	1999
Brown, Jammal, T, Oklahoma.....	2010-11
Brown, Larry, RB, Kansas St.....	1969-76
Brown, Mack, RB, Florida.....	2016
Brown, Ray, G, Arkansas St.....	1989-95, 2004-05
Brown, Rufus, CB, Florida St.....	2004
Brown, Tom, DB, Maryland.....	1989
Brown, Wilbert, DL, Houston.....	2002
Brownlow, Darrick, LB, Illinois.....	1995-96
Brucekman, Charley, C, Pittsburgh.....	1958
Brundige, Bill, DE, Colorado.....	1970-77
Brunell, Mark, QB, Washington.....	2004-07
Brunet, Bob, RB, Louisiana Tech.....	1968, 1970-77
Bruton Jr., David, S, Notre Dame.....	2016
Bryant, Anthony, DL, Alabama.....	2010
Bryant, Kelvin, RB, North Carolina.....	1986-88, 1990
Bryant, Trent, CB, Arkansas.....	1981
Buchanan, Phillip, CB, Miami (Fla.).....	2010-11
Buck, Jason, DE, BYU.....	1991-93
Buckley, Curtis, CB, East Texas St.....	1999-2000
Budd, Frank, WR, Villanova.....	1963
Buggs, Danny, WR, West Virginia.....	1976-79
Bukich, Rudy, QB, USC.....	1957-58

ALL-TIME ROSTER

Buksar, George, B, Purdue.....	1951-52
Bunch, Derek, LB, Michigan St.....	1987
Burks, Shawn, LB, LSU.....	1986
Burman, George, G, Northwestern.....	1971-72
Burnmeister, Danny, S, North Carolina.....	1987
Burnett, Chester, LB, Arizona.....	1998
Burrell, John, WR, Rice.....	1966-67
Busich, Sam, E, Ohio St.....	1936
Butkus, Carl, T, George Washington.....	1948
Butler, Crezdon, CB, Clemson.....	2012
Butsko, Harry, LB, Maryland.....	1963
Butz, Dave, DT, Purdue.....	1975-88
Buzbee, Alex, DE, Georgetown.....	2007-08
Byner, Earnest, RB, East Carolina.....	1989-93
Byrd, Dornique, TE, USC.....	2011

C

Cafego, George, QB, Tennessee.....	1943
Caldwell, Ravin, LB, Arkansas.....	1987-92
Caldwell, Reche, WR, Florida.....	2007
Campbell, Jason, QB, Auburn.....	2005-09
Campbell, Jesse, S, North Carolina St.....	1997-98
Campbell, Khary, LB, Bowling Green.....	2004-08
Campbell, Matt, DL, South Carolina.....	2001
Campiglio, Bob, B, W. Liberty St.....	1933
Campofreda, Nick, C, Western Maryland.....	1944
Campora, Don, T, Pacific.....	1953
Candiate, Trung, RB, Arizona.....	2003
Caravellio, Joe, TE, Tulane.....	1987-88
Carlson, Mark, T, S. Connecticut St.....	1987
Carpenter, Brian, CB, Michigan.....	1983-84
Carpenter, Preston, E, Arkansas.....	1964-66
Carr, Jim, LB, Morris Harkes.....	1964-65
Carriker, Adam, DE, Nebraska.....	2010-12
Carrier, Derek, TE, Beloit.....	2015-16
Carrier, Mark, FS, USC.....	2000
Carroll, Jim, LB, Notre Dame.....	1966-68
Carroll, Leo, DE, San Diego St.....	1969-70
Carroll, Vic, T, Nevada.....	1936-42
Carson, John, E, Georgia.....	1954-59
Carter, Andre, DE, California.....	2006-10
Carter, Ki-Jana, RB, Penn St.....	2001
Carter, Tom, CB, Notre Dame.....	1993-96
Cartwright, Rock, RB, Kansas St.....	2002-08
Casares, Rick, RB, Florida.....	1965
Caster, Rich, TE, Jackson St.....	1981-82
Castiglia, Jim, B, Georgetown.....	1947-48
Catano, Al, LB, Rutgers.....	1996
Centers, Larry, RB, Stephen F. Austin.....	1999-00
Chamberlain, Byron, TE, Wayne St.....	2003
Chandler, Jeff, K, Florida.....	2004
Chase, Martin, DT, Oklahoma.....	2003
Cherne, Hal, T, DePaul.....	1933
Cherry, Raphael, S, Hawaii.....	1985
Chester, Chris, G, Oklahoma.....	2011-14
Choverko, George, B, Ohio St.....	1948
Choice, Tashard, RB, Georgia Tech.....	2011
Christensen, Erik, E, Richmond.....	1956
Churchwell, Don, T, Mississippi.....	1959
Cichowski, Gene, B, Indiana.....	1958-59
Cifers, Ed, E, Tennessee.....	1941-42, 1946
Clair, Frank, E, Ohio St.....	1941
Claitt, Rickey, FB, Bethune-Cookman.....	1980-81
Clark, Algy, DB, Ohio St.....	1932
Clark, Devin, OL, New Mexico.....	2008
Clark, Gary, WR, James Madison.....	1985-92
Clark, Jim, G, Oregon.....	1952-53
Clark, Mike, DE, Florida.....	1981
Clark, Ryan, DB, LSU.....	2004-05, 14
Clay, Billie, B, Mississippi.....	1966
Clay, Ozzie, B, Iowa St.....	1964
Clemmons, Chris, LB, Georgia.....	2003-05
Clemmons, Nic, DL, Georgia.....	2005
Clifton, Gregory, WR, Johnson C. Smith.....	1993
Cloud, John, B, William & Mary.....	1952-53

Cochran, Tom, B, Auburn.....	1949
Cofer, Joe, S, Tennessee.....	1987
Coffey, Ken, S, SW Texas St.....	1983-86
Cofield, Jr., Barry, NT, Northwestern.....	2011-14
Coia, Angelo, WR, USC.....	1984-65
Coleman, Ben, DL, Wake Forest.....	2001
Coleman, Greg, P, Florida A&M.....	1988
Coleman, Marco, DE, Georgia Tech.....	1999-01
Coleman, Monte, LB, Central Arkansas.....	1979-94
Coles, Laveranues, WR, Florida St.....	2003-04
Collier, Jim, E, Arkansas.....	1963
Collins, Andre, LB, Penn St.....	1990-94
Collins, Paul (Rip), E, Pittsburgh.....	1932-35
Collins, Shane, DE, Arizona St.....	1992-94
Collins, Todd, QB, Michigan.....	2006-09
Compton, Tom, T, South Dakota.....	2013-15
Compton, Will, LB, Nebraska.....	2013-16
Concannon, Rick, G, NYU.....	1934-36
Condit, Merle, B, Carnegie Tech.....	1945
Conklin, Cary, QB, Washington.....	1990-93
Conkright, Bill, C, Oklahoma.....	1943
Connell, Albert, WR, Texas A&M.....	1997-00
Connell, Mike, P, Cincinnati.....	1980-81
Conway, Brett, K, Penn St.....	1998-02
Cook, Anthony, DE, South Carolina St.....	1999
Cook, Erik, DL, New Mexico.....	2011
Cooley, Chris, TE, Utah St.....	2004-12
Copeland, Trung, RB, Louisville.....	1987
Copeland, Danny, S, Eastern Kentucky.....	1991-93
Corbett, Don, C, Arizona.....	1948
Cortez, Jose, K, Oregon St.....	2002
Coupe, Al, B, Iowa.....	1946
Cousins, Kirk, QB, Michigan St.....	2012-16
Cowne, John, C, Virginia Tech.....	1987
Cowsette, Del, DT, Maryland.....	2001-02
Cox, Bill, B, Duke.....	1951-52, 1955
Cox, Steve, P, Arkansas.....	1985-88
Coyle, Eric, C, Colorado.....	1987
Crabb, Claude, CB, Colorado.....	1962-63
Crane, Dennis, DT, USC.....	1968-69
Crawford, Richard, CB, SMU.....	2012
Cravens, Su'a, S, USC.....	2016
Crews, Terry, LB, Western Michigan.....	1995
Crisler, Harold, E, San Jose St.....	1948-49
Crispy, Chris, WR, Princeton.....	1981
Croftcheck, Don, G, Indiana.....	1965-66
Cronan, Peter, LB, Boston College.....	1981-85
Cronin, Gene, DE, Pacific.....	1961-62
Crossan, Dave, C, Maryland.....	1965-69
Crotty, Jim, B, Notre Dame.....	1960-61
Crow, Orien, C, Haskell Indian School.....	1934
Crowder, Jamison, WR, Duke.....	2015-16
Crutchfield, Buddy, CB, N. Carolina Central.....	1998
Cudzik, Walt, C, Purdue.....	1954
Culliver, Chris, CB, South Carolina.....	2015
Cundiff, Billy, K, Drake.....	2012
Cunningham, Doug, RB, Mississippi.....	1974
Cunningham, Jim, RB, Pittsburgh.....	1961-63
Curtis, Bobby, LB, Savannah St.....	1987
Curtis, Mike, LB, Duke.....	1977-78
Curtis, Travis, S, West Virginia.....	1988, 1991
Cvercko, Andy, G, Northwestern.....	1963

D

Dahl, Bob, G, Notre Dame.....	1996-97
Dale, Roland, E, Mississippi.....	1950
Daniels, Calvin, LB, North Carolina.....	1986
Daniels, Phillip, DL, Georgia.....	2004-10
Dalton, Lionel, DT, Eastern Michigan.....	2003
Darre, Bernie, G, Tulane.....	1961
Davidson, Ben, DT, Washington.....	1962-63
Davis, Akeem, S, Memphis.....	2014
Davis, Andy, B, George Washington.....	1952
Davis, Brian, CB, Nebraska.....	1987-90
Davis, Fred, T, Alabama.....	1941-42, 1945

Davis, Fred, TE, USC.....	2008-13
Davis, Jack, G, Maryland.....	1960
Davis, Ja'Gared, LB, SMU.....	2014
Davis, James, RB, Clemson.....	2010
Davis, Stephen, RB, Auburn.....	1998-02
Davis, Vernon, TE, Maryland.....	2016
Davis, Wayne, DB, Indiana St.....	1989-90
Davidin, Mike, T, San Francisco.....	1955
Day, Eagle, QB, Mississippi.....	1959-60
Deal, Rufus, B, Auburn.....	1942
Dean, Fred, G, Texas Southern.....	1978-82
Dean, Vernon, CB, San Diego St.....	1982-87
de la Puente, Brian, C, California.....	2015
DeCarlo, Art, DB, Georgia.....	1956-57
DeCorrevont, Bill, B, Northwestern.....	1945
Dee, Bob, DE, Holy Cross.....	1957-58
Deeks, Don, T, Washington.....	1947
DeFrance, Chris, WR, Arizona St.....	1979
DeFruiter, Bob, B, Nebraska.....	1945-47
Dekker, Al, WR, Michigan St.....	1953
Deloplaire, Jack, RB, Salem College.....	1978
DeMao, Al, C, Duquesne.....	1945-53
DeMulling, Rick, DL, Idaho.....	2007
Dennis, Pat, DB, Louisiana Monroe.....	2004
Dennison, Glenn, TE, Miami (Fla.).....	1987
Denson, Moses, RB, MD Eastern Shore.....	1974-75
Denton, Tim, CB, Sam Houston St.....	1998-99
Dess, Darrell, G, North Carolina St.....	1965-66
Didier, Clint, TE, Portland St.....	1982-87
Didion, John, LB, Oregon St.....	1969-70
Dishman, Cris, CB, Purdue.....	1997-98
Dockery, Derrick, OL, Texas.....	2003-06, 2009-10
Doctson, Josh, WR, TCU.....	2016
Doering, Chris, WR, Florida.....	2002
Doering, Jason, S, Wisconsin.....	2004
Doll, Don, DE, USC.....	1953
Donnalley, Rick, C, North Carolina.....	1984-85
Doolan, John, B, Georgetown.....	1945
Dorow, Al, QB, Michigan St.....	1954-56
Dotson, Santana, DL, Baylor.....	2002
Doughty, Reed, S, Northern Colorado.....	2006-13
Dow, Ken, B, Oregon St.....	1941
Dowda, Harry, DB, Wake Forest.....	1949-53
Dowdy, Boyd, WR, Colorado.....	1971
Downey, Patrick, OL, New Hampshire.....	2002
Drake, Troy, T, Indiana.....	1998
Drakeford, Tyronne, CB, Virginia Tech.....	2000
Drazenovich, Chuck, LB, Penn St.....	1950-59
Dulbinetz, Greg, G, Yale.....	1979
DuBois, Phil, TE, San Diego St.....	1979-80
Duckett, T.J., RB, Michigan St.....	2006
Duckworth, Joe, E, Colgate.....	1947
Duce, Greg, CB, Washington.....	2014
Dudley, Bill, RB, Virginia.....	1950-51, 1953
Duff, Jamal, DE, San Diego St.....	1997-98
Dugan, Fred, WR, Dayton.....	1961-63
Dulich, Steve, G, San Diego St.....	1969
Dukes, Chad, RB, Pittsburgh.....	2000
Dunbar, Quinton, CB, Florida.....	2015-16
Duncan, Leslie, DB, Jackson St.....	1971-73
Dunn, Coye, B, USC.....	1943
Dunn, K.D., TE, Clemson.....	1987
Dupard, Reggie, RB, SMU.....	1989-90
Dusek, Brad, LB, Texas A&M.....	1974-81
Dwyer, Jack, DB, Loyola (CA).....	1951
Dye, Les, E, Syracuse.....	1944-45
Dyer, Henry, RB, Grambling St.....	1969-70

E

Ecker, Enrique, T, John Carroll.....	1952
Ecker, Tyler, TE, Michigan.....	2007
Edwards, Burk, S, South Carolina.....	1990-93
Edwards, Trad, T, Washington St.....	1932-40
Edwards, Weldon, T, TCU.....	1948
Eilers, Pat, DB, Notre Dame.....	1992-94

ALL-TIME ROSTER

Elewonibi, Moe, T, BYU.....	1990-93
Elsara, Pita, OL, Indiana.....	2003
Ellard, Henry, WR, Fresno St.....	1994-98
Elliott, Matt, C, Michigan.....	1992
Ellis, Ed, T, Buffalo.....	2000
Ellstrom, Marv, B, Oklahoma.....	1943
Ellstrom, Swede, FB, Oklahoma.....	1934
Elmore, Doug, DB, Mississippi.....	1962
Elter, Leo, RB, Duquesne.....	1955-57
Erntman, Steve, DT, Washington.....	1997
Erhardt, Clyde, C, Georgia.....	1946-49
Erickson, Carl, C, Washington.....	1938-39
Ervins, Ricky, RB, USC.....	1991-94
Espy, Mike, WR, Mississippi.....	2006-07
Etherly, David, CB, Portland St.....	1987
Eubanks, John, CB, Southern Miss.....	2006-07
Evans, Charles, RB, USC.....	1974
Evans, Demetric, OL, Georgia.....	2004-08
Evans, Josh, S, Florida.....	2016
Evans, Greg, S, TCU.....	1998
Evans, Leomont, S, Clemson.....	1996-99
Evans, Reggie, RB, Richmond.....	1983
Everett, Deshazor, CB/S, Texas A&M.....	2015-16

F

Fabini, Jason, OL, Cincinnati.....	2007-08
Fanaika, Paul, G, Arizona St.....	2009
Fanucci, Mike, DE, Arizona St.....	1972
Farkas, Andy, FB, Detroit.....	1938-44
Farman, Dick, G, Washington St.....	1939-43
Farmer, Tom, B, Iowa.....	1947-48
Farris, Jimmy, WR, Montana.....	2005, 07
Faulkner, Jeff, DE, Southern.....	1993
Fauria, Christian, TE, Colorado.....	2006
Feagin, Tom, G, Houston.....	1963
Felber, Nip, E, North Dakota.....	1932
Felton, Ralph, LB, Maryland.....	1954-60
Ferris, Neil, DB, Loyola (CA).....	1951-52
Fields, Carlos, LB, Winston-Salem St.....	2015
Filchack, Frank, QB, Indiana.....	1938-41, 1944-45
Fiore, Dave, OL, Hofstra.....	2003
Fincher, Alfred, LB, Connecticut.....	2008
Fiorantino, Al, G, Boston College.....	1943-44
Fischer, Mark, C, Purdue.....	1998-01
Fischer, Pat, CB, Nebraska.....	1968-77
Fisher, Bob, T, USC.....	1940
Flemister, Zeron, TE, Iowa.....	2000-03
Fletcher, Derrick, G, Baylor.....	2000
Fletcher, London, LB, John Carroll.....	2007-13
Flick, Tom, QB, Washington.....	1981
Flores, Mike, DT, Louisville.....	1995
Flowers, Richmond, QB, Duke.....	2002
Foltz, Vernon, C, St. Vincent's.....	1944
Forbath, Kai, K, UCLA.....	2012-15
Forte, Ike, RB, Arkansas.....	1978-80
Foster, Mason, LB, Washington.....	2015-16
Fox, Keyaron, LB, Georgia Tech.....	2011
Fox, Vernon, S, Fresno St.....	2006-07
Foxx, Dion, LB, James Madison.....	1995
Frahm, Dick, B, Nebraska.....	1935
Frain, Todd, TE, Nebraska.....	1986
Francis, Dave, FB, Ohio St.....	1963
Francis, James, LB, Baylor.....	1999
Franklin, Ike, E, St. Mary's.....	1933
Franz, Todd, DB, Tulsa.....	2002-04
Frazier, Frank, G, Miami (Fla.).....	1987
Freeman, Bob, DB, Auburn.....	1962
Frerotte, Gus, QB, Tulsa.....	1994-98
Friedman, Lennie, OL, Duke.....	2003-04
Friesz, John, QB, Idaho.....	1994
Frisch, Dave, TE, Colorado St.....	1997
Fritsch, Ted, C, St. Norbert.....	1976-79
Frost, Derrick, P, Northern Iowa.....	2005-07
Fryar, Irving, WR, Nebraska.....	1999-00
Fryer, Brian, WR, Alberta (Canada).....	1976-78

Fugett, Jean, TE, Amherst.....	1976-79
Fulcher, Bill, G, Georgia Tech.....	1956-58
Fuller, Kendall, CB, Virginia Tech.....	2016
Fuller, Larry, B, No College.....	1944-45

G

Gaffney, Jabar, WR, Florida.....	2011
Gaffney, Jim, B, Tennessee.....	1945-46
Gage, Steve, S, Tulsa.....	1987-88
Gaines, William, DT, Florida.....	1995-97
Galbraith, Scott, TE, USC.....	1995-96
Galloway, Joey, WR, Ohio St.....	2010
Gannon, Rich, QB, Delaware.....	1993
Gano, Graham, K, Florida St.....	2009-11
Ganther, Quinton, RB, Utah.....	2009
Garçon, Pierre, WR, Mount Union.....	2012-16
Gardener, Daryl, DT, Baylor.....	2002
Gardner, Rod, WR, Clemson.....	2001-04
Garner, Dwight, RB, California.....	1986
Garrett, Alvin, WR, Angelo St.....	1981-84
Garvin, Terence, LB, West Virginia.....	2016
Garzoni, Mike, B, USC.....	1947
Gatewood, Curtis, LB, Vanderbilt.....	2009
Geathers, Clifton, DE, South Carolina.....	2014
Geathers, James, DT, Wichita St.....	1990-92
Geisinger, Justin, G, Vanderbilt.....	2008
Gentry, Lee, B, Tulsa.....	1941
George, Jeff, QB, Illinois.....	2000-01
German, Jim, QB, Centre College.....	1939
Gesek, John, C, Cal St. Sacramento.....	1994-95
Gettis, Adam, G, Iowa.....	2013
Giacinto, Nick, RB, Connecticut.....	1981-83
Gibson, Alec, DT, Illinois.....	1987
Gibson, Joe, B, Tulsa.....	1943
Gilbert, Sean, DT, Pittsburgh.....	1996
Gillespie, Robert, RB, Florida.....	2002
Gilmer, Harry, QB, Alabama.....	1948-54
Givens, Reggie, LB, Penn St.....	2000
Glick, Gary, DB, Colorado A&M.....	1959-61
Gob, Art, E, Pittsburgh.....	1959-60
Godfrey, Randall, LB, Georgia.....	2007
Gogolak, Charlie, K, Princeton.....	1966-68
Goldson, Dashon, S, Washington.....	2015
Golston, Kedric, DT, Georgia.....	2006-16
Gomes, DeJon, S, Nebraska.....	2011-12
Goodburn, Kelly, P, Emporia St.....	1990-93
Goode, Bob, RB, Texas A&M.....	1949-51, 1954-55
Goodnight, Clyde, E, Tulsa.....	1949-50
Goodyear, John, B, Marquette.....	1942
Goosby, Tom, G, Baldwin-Wallace.....	1966
Gouveia, Kurt, LB, BYU.....	1987-94, 99
Graf, Dave, LB, Penn St.....	1981
Graf, Rick, LB, Wisconsin.....	1993
Graham, Don, LB, Penn St.....	1989
Graham, Kent, QB, Ohio St.....	2001
Grant, Alan, CB, Stanford.....	1994
Grant, Bob, LB, Wake Forest.....	1971
Grant, Darryl, DT, Rice.....	1981-90
Grant, Frank, WR, S. Colorado St.....	1973-78
Grant, Orantes, LB, Georgia.....	2002-03
Grant, Ryan, RB, Notre Dame.....	2012
Grant, Ryan, WR, Tulane.....	2014-16
Gray, Bill, G, Oregon St.....	1947-48
Green, Darrell, CB, Texas A&I.....	1983-02
Green, Jacques, WR, Florida.....	2002
Green, Mike, S, Northwestern St.....	2008
Green, Robert, RB, William & Mary.....	1992
Green, Tony, RB, Florida.....	1978
Green, Trent, QB, Indiana.....	1995-98
Greer, Donovan, CB, Texas A&M.....	2001
Griffin, Cedric, CB, Texas.....	2012
Griffin, Cornelius, DT, Alabama.....	2004-08
Griffin, Keith, RB, Miami (Fla.).....	1984-88
Griffin III, Robert, QB, Baylor.....	2012-15
Grimm, Dan, C, Colorado.....	1969

Grimm, Russ, G, Pittsburgh.....	1981-91
Grossman, Rex, QB, Florida.....	2010-11
Guglielmi, Ralph, QB, Notre Dame.....	1955, 1958-60
Gulledge, David, FS, Jacksonville St.....	1992
Gumbs, Jose, S, Monmouth.....	2013
Gundlach, Herman, G, Harvard.....	1935

H

Hackbart, Dale, DB, Wisconsin.....	1961-63
Hageman, Fred, C, Kansas.....	1961-64
Haight, Mike, T, Iowa.....	1992
Haines, Kris, WR, Notre Dame.....	1979
Haji-Sheikh, Ali, K, Michigan.....	1987
Haley, Dick, DB, Pittsburgh.....	1959-60
Haley, Jermaine, DT, Butte College.....	2003-04
Hall, DeAngelo, CB/S, Virginia Tech.....	2008-16
Hall, Galen, QB, Penn St.....	1962
Hall, John, K, Wisconsin.....	2003-06
Hall, Windlan, DB, Arizona St.....	1977
Ham, Derrick, DE, Miami (Fla.).....	2000
Hamdan, Gilbran, QB, Indiana.....	2003
Hamel, Dean, DT, Tulsa.....	1985-88
Hamilton, Justin, S, Virginia Tech.....	2008
Hamilton, Malcolm, LB, Baylor.....	1998-99
Hamilton, Rick, LB, Central Florida.....	1993-94
Hamilton, Steve, DE, East Carolina.....	1985-88
Hamlin, Gene, C, Western Michigan.....	1970
Hamm, Je'Ron, TE, Louisiana-Monroe.....	2015
Hammond, Bobby, RB, Morgan St.....	1979-80
Hanburger, Chris, LB, North Carolina.....	1965-78
Hancock, Mike, TE, Idaho St.....	1973-75
Hankerson, Leonard, WR, Miami (Fla.).....	2011-14
Hanna, Zip, G, South Carolina.....	1945
Hansen, Ron, G, Minnesota.....	1954
Harbour, Dave, C, Illinois.....	1988-89
Hardeman, Buddy, RB, Iowa St.....	1979-80
Hare, Cecil, FB, Gonzaga.....	1941-42, 1945
Hare, Ray, QB, Gonzaga.....	1940-43
Harlan, Jim, T, Howard Payne.....	1978
Harmon, Clarence, RB, Mississippi St.....	1977-82
Harold, George, B, Allen.....	1968
Harraway, Charley, RB, San Jose St.....	1969-73
Harris, Don, S, Rutgers.....	1978-79
Harris, Hank, G, Texas.....	1947-48
Harris, Jeremy, CB, New Mexico St.....	2015
Harris, Jim, DB, Howard Payne.....	1970
Harris, Joe, LB, Georgia Tech.....	1977
Harris, Macho, S, Virginia Tech.....	2010
Harris, Maurice, WR, California.....	2016
Harris, Rickie, DB, Arizona.....	1965-70
Harris, Steven, WR, Arkansas.....	2006-07
Harris, Walt, CB, Mississippi St.....	2004-05
Harrison, Kenny, WR, SMU.....	1980
Harrison, Lloyd, CB, North Carolina St.....	2000
Harrison, Nolan, DE, Indiana.....	2000
Harry, Carl, WR, Utah.....	1989, 92
Hart, Jim, QB, Southern Illinois.....	1984
Hartley, Howard, B, Duke.....	1948
Hartman, Bill, B, Georgia.....	1938
Harvey, Ken, LB, California.....	1994-98
Harvin, Allen, RB, Cincinnati.....	1987
Hasselbeck, Tim, QB, Boston College.....	2003
Hatcher, Jason, DE, Grambling St.....	2014-15
Hatcher, Ron, FB, Michigan St.....	1962
Hauss, Len, C, Georgia.....	1964-77
Haws, Kurt, TE, Utah.....	1994
Hayden, Ken, C, Arkansas.....	1943
Hayes, Jeff, P, North Carolina.....	1982-85
Haymond, Alvin, DB, Southern.....	1972
Haynes, Hall, DB, Santa Clara.....	1950, 1953-55
Haynes, Reggie, TE, UNLV.....	1978
Haynesworth, Albert, DT, Tennessee.....	2009-10
Hayward, Adam, LB, Portland St.....	2014-15
Hazelwood, Ted, T, North Carolina.....	1953
Heath, Leon, FB, Oklahoma.....	1951-53

ALL-TIME ROSTER

Heck, Andy, T, Notre Dame.....	1999-00
Hecker, Norb, DB, Baldwin-Wallace.....	1955-57
Heenan, Pat, E, Notre Dame.....	1960
Hegarty, Bill, T, Villanova.....	1960
Heinz, Bob, DT, Pacific.....	1978
Helu, Jr., Roy, RB, Nebraska.....	2011-14
Hendershot, Larry, LB, Arizona St.....	1967
Henderson, Jon, WR, Colorado St.....	1970
Hendren, Bob, T, USC.....	1949-51
Hennessey, Jerry, DE, Santa Clara.....	1952-53
Henson, Robert, LB, TCU.....	2009-10
Hermeling, Terry, T, Nevada.....	1970-80
Hernandez, Joe, WR, Arizona.....	1964
Heyer, Stephen, DL, Maryland.....	2007-10
Hickman, Dallas, DE, California.....	1976-81
Hickman, Donnie, G, USC.....	1978
Hicks, Artis, G/T, Memphis.....	2010
Hicks, Skip, RB, UCLA.....	1998-00
Hightower, Tim, RB, Richmond.....	2011
Hill, Calvin, RB, Yale.....	1976-77
Hill, Irv, B, Trinity.....	1933
Hill, Nate, DE, Auburn.....	1989
Hitchcock, Ray, C, Minnesota.....	1987
Hoage, Terry, S, Georgia.....	1991
Hobbs, Stephen, WR, North Alabama.....	1990-92
Hochertz, Martin, DE, Southern Illinois.....	1993
Hodgson, Pat, TE, Georgia.....	1986
Hoelscher, David, DT, Eastern Kentucky.....	1998
Hoffman, Bob, RB, USC.....	1940-41
Hoffman, John, DE, Hawaii.....	1969-70
Hogeboom, Gary, QB, Central Michigan.....	1990
Hokuf, Steve, B, Nebraska.....	1933-35
Holdman, Warrick, LB, Texas A&M.....	2005-06
Hollar, John, B, Appalachian St.....	1948-49
Hollenbach, Sam, QB, Maryland.....	2007
Holliday, Vonnie, DL, North Carolina.....	2010
Hollinquest, Lamont, LB, USC.....	1993-94
Holloway, Derek, WR, Arkansas.....	1986
Holly, Bob, QB, Princeton.....	1982-83
Holman, Walter, RB, West Virginia St.....	1987
Holman, Willie, DE, South Carolina St.....	1973
Holmer, Walt, B, Northwestern.....	1933
Holmes, Lendy, S, Oklahoma.....	2009
Holsey, Bernard, DL, Duke.....	2003
Hood, Evander "Ziggy", DL, Missouri.....	2016
Hopkins, Dustin, K, Florida St.....	2015-16
Hornier, Sam, B, VMI.....	1960-61
Horstmann, Roy, FB, Purdue.....	1933
Horton, Chris, S, UCLA.....	2008-10
Horton, Ethan, TE, North Carolina.....	1994
Hostetter, Jeff, QB, West Virginia.....	1997
Houghton, Jerry, T, Washington St.....	1950
Houston, Ken, S, Prairie View A&M.....	1973-80
Houston, Walt, G, Purdue.....	1955
Hover, Don, LB, Washington St.....	1978-79
Howard, Desmond, WR, Michigan.....	1992-94
Howell, Dixie, B, Alabama.....	1937
Hudson, Bob, G, Clemson.....	1959
Huff, Ken, G, North Carolina.....	1983-85
Huff, Sam, LB, West Virginia.....	1964-67, 1969
Hughley, George, FB, Central Oklahoma St.....	1965
Hull, Josh, LB, Penn St.....	2013
Hull, Mike, RB, USC.....	1971-74
Humphries, Stan, QB, NE Louisiana.....	1989-91
Huntington, Greg, C, Penn St.....	1993
Hunter, Bill, DB, Syracuse.....	1965
Hurley, George, G, Washington St.....	1932-33
Hurt, Maurice, G, Florida.....	2011-12
Husak, Todd, QB, Stanford.....	2000
Husted, Michael, K, Virginia.....	2000
Husted, Tony, G, NE Oklahoma.....	2000
Hyatt, Fred, WR, Auburn.....	1973

I

Ihenacho, Duke, S, San Jose St.....	2014-16
-------------------------------------	---------

Imhof, Martin, DE, San Diego St.....	1974
Intrieri, Marne, G, Loyola [Md.].....	1933-34
Ioannidis, Matt, DL, Temple.....	2016
Irwin, Don, FB, Colgate.....	1936-39
Izo, George, QB, Notre Dame.....	1961-64

J

Jackson, Bernard, DB, Tennessee.....	2002
Jackson, Charles, S, Texas Tech.....	1987
Jackson, DeSean, WR, California.....	2014-16
Jackson, Ladairis, DE, Oregon St.....	2002-03
Jackson, Leroy, RB, Western Illinois.....	1962-63
Jackson, Rob, DE/LB, Kansas St.....	2008-13
Jackson, Steve, LB, Texas-Arlington.....	1986-87
Jackson, Trenton, WR, Illinois.....	1967
Jackson, Wilbur, FB, Alabama.....	1980-82
Jacobs, Jack, QB, Oklahoma.....	1946
Jacobs, Taylor, WR, Florida.....	2003-05
Jacoby, Joe, T/G, Louisville.....	1981-93
Jaffurs, John, G, Penn St.....	1946
Jagielski, Harry, T, Indiana.....	1956
James, Dick, RB, Oregon.....	1956-63
James, Erasmus, DE, Wisconsin.....	2008
Janowicz, Vic, B, Ohio St.....	1954-55
Jansen, Jon, T, Michigan.....	1999-08
Jaqua, Jon, S, Lewis & Clark.....	1970-72
Jarmon, Jeremy, LB, Kentucky.....	2009-10
Jarrett, Craig, P, Michigan St.....	2002
Jarrett, Kyshoen, DB, Virginia Tech.....	2015
Jean Francois, Ricky, DE, LSU.....	2015-16
Jeffcoat, Jackson, LB, Texas.....	2014-15
Jefferson, Roy, WR, Utah.....	1971-76
Jencks, Bob, K/E, Miami [OH].....	1965
Jenkins, Brandon, LB, Florida St.....	2013
Jenkins, Cullen, DL, Central Michigan.....	2016
Jenkins, Jacques, FB, Vanderbilt.....	1943, 1946
Jenkins, James, TE, Rutgers.....	1991-00
Jenkins, Jarvis, DE, Clemson.....	2012-14
Jenkins, Ken, RB, Bucknell.....	1985-86
Jensen, Marcel, TE, Fresno St.....	2015
Jessie, Tim, RB, Auburn.....	1987
Jimoh, Ade, DB, Utah St.....	2003-06
Johnson, A.J., CB, SW Texas St.....	1989-94
Johnson, Andre, T, Penn St.....	1996
Johnson, Billy, WR, Widener.....	1988
Johnson, Brad, QB, Minnesota.....	1999-2000
Johnson, Bryan, FB, Boise St.....	2000-03
Johnson, Dennis, DT, Delaware.....	1974-77
Johnson, Domonique, CB, Jackson St.....	2012
Johnson, Jeron, S, Boise St.....	2015
Johnson, Jimmie, TE, Howard.....	1989-91
Johnson (Howard), Joe, WR, Notre Dame.....	1989-91
Johnson, Larry, C, Haskell Indian.....	1933-35, 1944
Johnson, Larry, RB, Penn St.....	2010
Johnson, Mitch, T, UCLA.....	1966-68, 1972
Johnson, Patrick, WR, Oregon.....	2003
Johnson, Randy, QB, Texas A&I.....	1975
Johnson, Richard, WR, Colorado.....	1987
Johnson, Rob, QB, USC.....	2003
Johnson, Robert, TE, Auburn.....	2005
Johnson, Sidney, CB, California.....	1990-92
Johnson, Tim, DT, Penn St.....	1990-95
Johnson, Tre, T, Temple.....	1994-00, 02
Johnston, Jim, B, Washington.....	1939-40
Jones, Aki, DL, Fordham.....	2005
Jones, Anthony, TE, Wichita St.....	1984-88
Jones, Chuck, E, George Washington.....	1955
Jones, David, C, Texas.....	1987
Jones, David, CB, Wingate.....	2012
Jones, Deacon, DE, Mississippi Vocational.....	1974
Jones, Greg, LB, Colorado.....	1997-00
Jones, Harvey, B, Baylor.....	1947
Jones, Jimmie, DE, Wichita St.....	1971-73
Jones, Joe, DE, Tennessee St.....	1979-80
Jones, Kenyatta, DL, South Florida.....	2003-04

Jones, Larry, WR, NE Missouri St.....	1974-77
Jones, Levi, OT, Arizona St.....	2009
Jones, Matt, RB, Florida.....	2015-16
Jones, Melvin, G, Houston.....	1981
Jones, Robert, LB, East Carolina.....	2001
Jones, Rod, OL, Kansas [IR].....	2002
Jones, Stan, DT, Maryland.....	1966
Jordan, Akeem, LB, James Madison.....	2014
Jordan, Curtis, FS, Texas Tech.....	1981-86
Jordan, Jeff, RB, Washington.....	1971-72
Joseph, Joe, DL, Miami [Fla.].....	2010
Joseph, Ricot, DB, Central Florida.....	2002
Junker, Steve, E, Xavier.....	1961-62
Junkin, Trey, LB, Louisiana Tech.....	1984
Jurgensen, Sonny, QB, Duke.....	1964-74
Justice, Charlie, RB, UNC.....	1950, 1952-54
Justice, Ed, B, Gonzaga.....	1936-42
Juzwik, Steve, B, Notre Dame.....	1942

K

Kahn, Ed, G, North Carolina.....	1935-37
Kalu, Ndukwue, DE, Rice.....	1998-00
Kamp, Jim, T, Oklahoma City.....	1933
Kammerer, Carl, DE, Pacific.....	1963-69
Kane, Rick, RB, San Jose St.....	1984
Kantor, Joe, RB, Notre Dame.....	1966
Karamatic, George, B, Gonzaga.....	1938
Karas, Emil, E, Dayton.....	1959
Karcher, Jim, G, Ohio St.....	1936-39
Karras, Lou, T, Purdue.....	1950-52
Karras, Ted, DT, Northwestern.....	1987
Katrishen, Mike, T, Southern Miss.....	1948-49
Kaufman, Mel, LB, Cal Poly.....	1981-88
Kawal, Ed, C, Illinois.....	1937
Kearse, Frank, DE, Alabama A&M.....	2014-15
Keating, Chris, LB, Maine.....	1985
Keenan, Jack, T, South Carolina.....	1944-45
Kehl, Bryan, LB, BYU.....	2012-13
Kehr, Rick, G, Carthage.....	1987
Kelley, Gordon, LB, Georgia.....	1962-63
Kelley, Rob, RB, Tulane.....	2016
Kelly, John, T, Florida A&M.....	1966-67
Kelly, Malcolm, WR, Oklahoma.....	2008-10
Kemoatu, Ma'ake, NT, Utah.....	2010
Kendall, Pete, OL, Boston College.....	2007-08
Keenally, Gue, E, St. Bonaventure.....	1932
Kerr, Jim, DB, Penn St.....	1961-62
Kerrigan, Ryan, LB, Purdue.....	2011-16
Khayat, Bob, K, Mississippi.....	1960, 1962-63
Khayat, Ed, DT, Tulane.....	1957, 1962-63
Klick, Jim, RB, Wyoming.....	1977
Killings, Cedric, DL, Carson-Newman.....	2005
Kilmer, Bill, QB, UCLA.....	1971-78
Kimball, Bruce, G, Massachusetts.....	1983-84
Kimble, Garry, CB, Sam Houston St.....	1987
Kimmel, J.D., T, Houston.....	1955-56
Kimmel, Von, LB, Colgate.....	1967
Kimrin, Ola, K, Texas El Paso.....	2004
Kincaid, Jim, B, South Carolina.....	1954
Kinney, Kelvin, DE, Virginia St.....	1997-98
Kirk, Randy, LB, San Diego St.....	1990
Kitts, Jim, FB, Ferrum.....	1998
Knight, Curt, K, Coast Guard.....	1969-73
Knighton, Terrance, NT, Temple.....	2015
Koch, Markus, DE, Boise St.....	1986-91
Koniszewski, John, T, GW.....	1945-46, 1948
Kopay, Dave, RB, Washington.....	1969-70
Kouandjio, Arie, G, Alabama.....	2015-16
Kovatch, John, E, Notre Dame.....	1942, 46
Kozlowski, Brian, TE, Connecticut.....	2004-07
Krakoski, Joe, B, Illinois.....	1961
Krakoski, Joe, LB, Washington.....	1986
Krause, Max, FB, Gonzaga.....	1937-40
Krause, Paul, DB, Iowa.....	1964-67
Krause, Red, C, St. Louis.....	1938

ALL-TIME ROSTER

Kresky, Joe "Mink", G, Wisconsin.....	1932
Krouze, Ray, T, Maryland.....	1960
Krueger, Mike, QB, Boston College.....	1980
Kuzec, Al, RB, USC.....	1941-42
Kubin, Larry, LB, Penn St.....	1982-84
Kuchta, Frank, C, Notre Dame.....	1958-59
Kuehl, Ryan, DT, Virginia.....	1996-97
Kupp, Jake, G, Washington.....	1966
Kuziel, Bob, G, Pittsburgh.....	1975-80

L

Laaveg, Paul, G, Iowa.....	1970-75
Lachey, Jim, T, Ohio St.....	1988-95
Landry, LaRon, S, LSU.....	2007-11
Lane, Skip, S, Mississippi.....	1987
Lang, Kenard, DE, Miami (Fla.).....	1997-01
Lanier II, Anthony, Alabama AGM.....	2016
Lapka, Ted, E, St. Ambrose.....	1943-44, 1946
LaPresta, Benny, B, St. Louis.....	1933
Larson, Bill, TE, Colorado St.....	1977
Larson, Pete, RB, Cornell.....	1967-68
Lasse, Dick, LB, Syracuse.....	1960-61
Lathrop, Kit, DT, Arizona St.....	1987
Laster, Donald, T, Tennessee St.....	1982-83
Laufenberg, Babe, QB, Indiana.....	1983-85
Lauvaø, Shawn, G, Arizona St.....	2014-16
Lavender, Joe, CB, San Diego St.....	1976-82
Law, Dennis, WR, East Tennessee St.....	1979
Lawrence, Don, T, Notre Dame.....	1959-61
LeBaron, Eddie, QB, Pacific.....	1952-53, 1955-59
Leeuwenburg, Jay, G, Colorado.....	2000
Lemek, Ray, T, Notre Dame.....	1957-61
Lennan, Reid, G, No College.....	1945
Leon, Tony, G, Alabama.....	1943
LeRibeus, Josh, G, SMU.....	2012-15
Lewis, Dan, RB, Wisconsin.....	1965
Lewis, Lance, WR, East Carolina.....	2013
Lewis, Ron, G, Washington St.....	1995
Leverette, Otis, DE, UAB.....	2001-02
Liebenstein, Todd, DE, UNLV.....	1982-85
Lichtensteiger, Kory, DL, Bowling Green.....	2010-16
Lipscomb, Paul, T, Tennessee.....	1950-54
Livingston, Howie, B, Fullerton JC.....	1948-50
Lloyd, Brandon, WR, Illinois.....	2006-07
Lockett, J.W., B, Central Oklahoma St.....	1964
Lockett, Kevin, WR, Kansas St.....	2001-02
Locklear, Sean, T, North Carolina St.....	2011
Lohran, Marc, FB, Kentucky.....	1995-97
Lohmiller, Chip, K, Minnesota.....	1988-94
Lolaitai, Al, G, Weber St.....	1945
Long, Bob, WR, Wichita St.....	1969
Long, Spencer, G, Nebraska.....	2014-16
Lookabaugh, John, E, Maryland.....	1946-47
Looney, Joe Don, RB, Oklahoma.....	1966-67
Lorch, Karl, DT, USC.....	1976-81
Lott, Andre, DB, Tennessee.....	2002-04
Lovato, Rick, LS, Old Dominion.....	2016
Love, John, WR, North Texas St.....	1967
Loverne, David, DL, San Jose St.....	2002
Lowe, Gary, B, Michigan St.....	1956-57
Lowry, Quentin, LB, Youngstown St.....	1981-83
Luce, Lew, B, Penn St.....	1961
Lyle, Keith, S, Virginia.....	2001
Lynch, Dick, B, Notre Dame.....	1958

M

MacAfee, Ken, E, Alabama.....	1959
Macioszczyk, Art, FB, Western Michigan.....	1948
MacKlin, David, CB, Penn St.....	2007
MacMurdo, Jim, T, Pittsburgh.....	1932-33
Madarik, Elmer, B, Detroit.....	1948
Malinchak, Bill, WR, Indiana.....	1970-74, 1976
Malone, Benny, RB, Arizona St.....	1973-79
Malone, Charley, E, Texas AGM.....	1934-40, 1942
Mandeville, Chris, DB, Cal-Davis.....	1989

Manley, Dexter, DE, Oklahoma St.....	1981-89
Mann, Charles, DE, Nevada-Reno.....	1983-93
Marnton, Tilly, FB, TCU.....	1938
Manusky, Greg, LB, Colgate.....	1988-90
Marciniak, Ron, C, Kansas St.....	1955
Marcell, Pete, E, Kentucky.....	1944
Marshall, Lerner, LB, Michigan St.....	2002-06
Marshall, Leonard, DT, LSU.....	1994
Marshall, Rich, T, Stephen F. Austin.....	1966
Marshall, Wilber, LB, Florida.....	1988-92
Mason, Marcus, RB, Youngstown St.....	2009
Martin, Aaron, DB, North Carolina College.....	1968
Martin, Jamie, QB, Weber St.....	1997
Martin, Jim, K, Notre Dame.....	1964
Martin, Steve, DE, Jackson St.....	1987
Mason, Eddie, LB, North Carolina.....	1999-02
Mason, Tommy, RB, Tulane.....	1971-72
Masterson, Bob, E, Miami (Fla.).....	1938-43
Maston, Le'Shai, FB, Baylor.....	1998
Match, Trevor, C, BYU.....	1994-96
Mathews, Shane, QB, Florida.....	2002
Matsson, Riley, T, Oregon.....	1961-64
Mauti, Rich, WR, Penn St.....	1984
May, Mark, T, Pittsburgh.....	1981-89
Mayhew, Martin, CB, Florida St.....	1989-92
Mays, Alvoid, CB, West Virginia.....	1990-94
Mays, Damon, WR, Missouri.....	1996
Mazurek, Fred, B, Pittsburgh.....	1965-66
McCabe, Dick, B, Pittsburgh.....	1959
McCants, Darnerien, WR, Delaware St.....	2002-04
McCardell, Keenan, WR, UNLV.....	2007
McCauley, Marcus, CB, Fresno St.....	2009
McChesney, Bob, E, UCLA.....	1936-42
McClellion, Central, CB, Ohio St.....	2001
McCoy, Anthony, TE, USC.....	2015
McCoy, Colt, QB, Texas.....	2014-15
McCrary, Greg, TE, Clark.....	1978, 1981
McCune, Robert, LB, Louisville.....	2005-06
McCullough, Sultan, RB, USC.....	2003
McDaniel, John, WR, Lincoln.....	1978-80
McDaniel, Le Charis, CB, Cal Poly.....	1981-82
McDole, Ron, DE, Nebraska.....	1971-78
McDonald, Ray, RB, Idaho.....	1967-68
McEwen, Craig, TE, Utah.....	1967-68
McGee, Tim, WR, Tennessee.....	1993
McGee, Tony, DE, Bishop (TX).....	1982-84
McGrath, Mark, WR, Montana St.....	1983-85
McGriff, Curtis, DT, Alabama.....	1987
McIntosh, Rocky, LB, Miami (Fla.).....	2006-11
McKee, Paul, E, Syracuse.....	1947-48
McKeever, Marlin, LB, USC.....	1968-70
McKenzie, Raleigh, G, Tennessee.....	1985-94
McKinney, Zion, WR, South Carolina.....	1980
McClinton, Harold, LB, Southern.....	1969-78
McMillan, Mark, CB, Alabama.....	1999
McNabb, Donovan, QB, Syracuse.....	2010
McNeil, Clifton, WR, Grambling St.....	1971-72
McNeil, Nick, LB, Western Carolina.....	2005
McPhail, Hal, FB, Xavier.....	1934-35
McQuaid, Dan, T, UNLV.....	1985-87
McQuilken, Kim, QB, Lehigh.....	1978-80
McRae, Stan, E, Michigan St.....	1946
Meade, Jim, B, Maryland.....	1939-40
Meads, Johnny, LB, Nicholls St.....	1992
Meadows, Ed, DB, Duke.....	1959
Melinger, Steve, E, Kentucky.....	1956-57
Mendenhall, Mat, DE, BYU.....	1981-82
Meriwether, Brandon, S, Miami (Fla.).....	2012-14
Merkle, Ed, G, Oklahoma AGM.....	1944
Merling, Phillip, DE, Clemson.....	2013
Mercein, Chuck, RB, Yale.....	1969
Metcalf, Terry, RB, San Diego St.....	1981
Michaels, Ed, G, Villanova.....	1937
Micka, Mike, FB, Colgate.....	1944
Mickles, Joe, RB, Mississippi.....	1989

Middleton, Ron, TE, Auburn.....	1988, 1990-93
Miller, Matt, LB, Penn St.....	1991
Miller, Allen, LB, Ohio.....	1962-63
Miller, Clark, DE, Utah St.....	1969
Miller, Dan, K, Miami (Fla.).....	1982
Miller, Fred, T, Pacific.....	1955
Miller, Gabe, LB, Oregon St.....	2014
Miller, John, T, Boston College.....	1956, 1958-59
Miller, Tom, B, Hampden-Sydney.....	1945
Millner, Wayne, E, Notre Dame.....	1936-41, 1945
Mills, Lamar, DT, Indiana.....	1994
Milot, Rich, LB, Penn St.....	1979-87
Milstead, Rod, G, Delaware St.....	1988-99
Mims, Chris, DT, Tennessee.....	1997
Mingo, Gene, K, No College.....	1967
Minnifield, Chase, CB, Virginia.....	2014
Mitchell, Bobby, FL, Illinois.....	1962-68
Mitchell, Brian, RB, SW Louisiana.....	1990-99
Mitchell, Kevin, LB, Syracuse.....	2000-03
Mitchell, Marko, WR, Nevada.....	2009
Mitchell, Michael, CB, Howard Payne.....	1987
Mix, Anthony, WR, Auburn.....	2007
Modzelewski, Dick, DT, Maryland.....	1953-54
Mojsiejenko, Raif, P, Michigan St.....	1989-90
Molinaro, Jim, DL, Notre Dame.....	2004-06
Momson, Tony, C, Michigan.....	1952
Monachino, Jim, B, California.....	1955
Monaco, Ray, G, Holy Cross.....	1944
Monaco, Don, B, Texas.....	1954
Monk, Art, WR, Syracuse.....	1980-93
Mont, Tommy, QB, Maryland.....	1947-49
Montgomery, Anthony, DT, Minnesota.....	2006-09
Montgomery, Will, DL, Virginia Tech.....	2008-13
Moody, Nick, LB, Florida State.....	2016
Moore, Chuck, G, Arkansas.....	1962
Moore, Darryl, G, UTEP.....	1992-93
Moore, Jeff, RB, Jackson St.....	1984
Moore, Larry, C, BYU.....	2002-03
Moore, Kareem, S, Nicholls St.....	2008-10
Moore, Michael, G, Troy St.....	2000
Moore, Wilbur, B, Minnesota.....	1939-46
Moran, Jim, G, Holy Cross.....	1935-36
Morgan, Bob, DT, Maryland.....	1954
Morgan, Boyd, S, USC.....	1939-40
Morgan, Joshua, WR, Virginia Tech.....	2012-13
Morgan, Mike, LB, LSU.....	1968
Morley, Sam, E, Stanford.....	1954
Morris, Alfred, RB, Florida Atlantic.....	2012-15
Morris, Jamie, RB, Michigan.....	1988-89
Morrison, Darryl, S, Arizona.....	1993-96
Morrison, Tim, CB, North Carolina.....	1986-87
Mortensen, Fred, QB, Arizona St.....	1979
Morton, Chad, RB, USC.....	2003-04
Morton, Christian, DB, Illinois.....	2005
Morton, Michael, RB, UNLV.....	1985
Moseley, Mark, K, Stephen F. Austin.....	1974-86
Moses, Morgan, T, Virginia.....	2014-16
Moss, Eddie, RB, SE Missouri St.....	1977
Moss, Joe, T, Maryland.....	1952
Moss, Santana, WR, Miami (Fla.).....	2005-14
Muhammad, Calvin, WR, TX Southern.....	1984-85
Mul-Key, Herb, RB, No College.....	1972-74
Murphy, Jerome, CB, South Florida.....	2012-13
Murphy, Mark, S, Colgate.....	1977-84
Murphy, Trent, LB, Stanford.....	2014-16
Murray, Eddie, K, Tulane.....	1995, 2000
Murrell, Adrian, RB, West Virginia.....	2000
Musgrove, Spain, DT, Utah St.....	1967-69
Musick, Jim, FB, USC.....	1932-33, 1935-36
Myers, Rob, TE, Utah St.....	2011
Myslinski, Tom, G, Tennessee.....	1992

N

Natowich, Andy, B, Holy Cross.....	1944
Ndukwe, Ikechuku, DL, Northwestern.....	2005

ALL-TIME ROSTER

Nelms, Mike, KR, Baylor.....	1980-84
Nelson, Ralph, RB, No College.....	1975
Niemi, Laurie, T, Washington St.....	1949-53
Nichols, Gerald, DT, Florida State.....	1993
Neild, Chris, NT, West Virginia.....	2011-13
Nelson, Kyle, LS, New Mexico St.....	2013
Ninowski, Jim, QB, Michigan St.....	1967-68
Nisby, John, G, Pacific.....	1962-64
Nix, Doyle, B, SMU.....	1958-59
Noble, Leo, G, Penn St.....	1947
Noble, Brandon, DL, Penn St. (IR '05).....	2003-05
Noble, James, WR, Stephen F. Austin.....	1986
Nock, George, RB, Morgan St.....	1972
Noga, Al, DE, Hawaii.....	1993
Norman, Jim, T, No College.....	1955
Norman, Josh, CB, Coastal Carolina.....	2016
Norris, Hal, B, California.....	1955-56
North, Jim T, Central Washington.....	1944
Norton, Jim, T, Washington.....	1969
Nott, Doug, B, Detroit.....	1935
Nottage, Dexter, DE, Florida AGM.....	1994-96
Novak, Nick, K, Maryland.....	2005-06
Nsekhe, Ty, T, Texas St.....	2015-16
Nugent, Dan, G, Auburn.....	1976-78, 1980
Nussbaumer, Bob, E, Michigan.....	1947-48

D

O'Brien, Fran, T, Michigan St.....	1960-66
O'Brien, Gail, T, Nebraska.....	1934-36
O'Dell, Stu, LB, Indiana.....	1974-77
Dhaleta, Ifeanyi, S, USC.....	2001-03
Ogrin, Pat, DT, Wyoming.....	1981-82
Okoro, Kenny, CB, Wake Forest.....	2014
Olfphant, Mike, RB, Puget Sound.....	1988
Oliver, Muhammad, CB, Oregon.....	1995
Olkewicz, Neal, LB, Maryland.....	1979-89
Olsson, Les, G, Mercer.....	1934-38
Olzewski, John, B, California.....	1958-60
Orakpo, Brian, DE/LB, Texas.....	2009-14
Ort, Terry, TE, Texas.....	1986-93
Osborne, Tom, WR, Hastings [NE].....	1960-61
Ostrowski, Chet, E, Notre Dame.....	1954-59
Owen, Tom, QB, Wichita St.....	1982
Owens, Brig, DB, Cincinnati.....	1966-77
Owens, Don, T, Southern Miss.....	1957
Owens, Rich, DE, Lehigh.....	1995-97

P

Paea, Stephen, DE, Oregon St.....	2015
Paine, Jeff, LB, San Jose St.....	1986
Painter, Vinston, OL, Virginia Tech.....	2016
Pakulak, Glenn, P, Kentucky.....	2009
Paluck, John, DE, Pittsburgh.....	1956, 1959-65
Palmer, Sterling, DE, Florida St.....	1993-96
Papit, John, B, Virginia.....	1951-53
Pardee, Jack, LB, Texas AGM.....	1971-72
Parks, Mickey, C, Oklahoma.....	1938-40
Parrish, Lemar, CB, Lincoln.....	1978-81
Pasqua, Joe, T, SMU.....	1943
Paternoster, Angelo, G, Georgetown.....	1943
Patten, David, WR, Western Carolina.....	2005-06
Patterson, Dimitri, DB, Tuskegee.....	2005
Patton, Joe, T, Alabama AGM.....	1994-98
Patton, Marcus, LB, UCLA.....	1995-98
Paul, Niles, WR/TE, Nebraska.....	2011-16
Paul, Tito, CB, Ohio St.....	1999
Paulescu, Sam, P, Oregon St.....	2010
Paulsen, Logan, TE, UCLA.....	2010-15
Peebles, Jim, E, Vanderbilt.....	1946-49, 1951
Peete, Rodney, QB, USC.....	1999
Peiffer, Dan, C, Southeast Missouri St.....	1980
Pellegrini, Bob, LB, Maryland.....	1962-65
Pepper, Gene, G, Missouri.....	1950-53
Pergine, John, LB, Notre Dame.....	1973-75
Perrin, Lonnie, RB, Illinois.....	1979

Peters, Floyd, T, San Francisco St.....	1970
Peters, Tony, S, Oklahoma.....	1979-82, 1984-85
Peters, Volney, T, USC.....	1954-57
Peterson, Nelson, RB, West Va. Wesleyan.....	1937
Petty, Phil, G, Missouri.....	1987
Pettibon, Richie, S, Tulane.....	1971-72
Phillips, Dashawn, CB, Tarleton St.....	2015-16
Phillips, Joe, WR, Kentucky.....	1985, 87
Piasecky, Al, E, Duke.....	1943-45
Pierce, Antonio, LB, Arizona.....	2001-04
Pierce, Dan, RB, Memphis St.....	1970
Pinckert, Ernie, FB, USC.....	1932-40
Plackemeier, Ryan, P, Wake Forest.....	2008
Planutis, Jerry, B, Michigan St.....	1956
Plummer, Terrance, LB, Central Florida.....	2015
Podoley, Jim, RB, Central Michigan.....	1957-60
Poillon, Dick, B, Canisius.....	1942, 1946-49
Polsfoot, Fran, E, Washington St.....	1953
Polumbus, Tyler, T, Colorado.....	2011-14
Ponds, Antwaune, LB, Syracuse.....	1998
Porter, Tracy, CB, Indiana.....	2014
Portis, Clinton, RB, Miami [Fla.].....	2004-10
Posey, Jeff, LB, Southern Miss.....	2006
Potter, John, K, Western Michigan.....	2013
Pottios, Myron, LB, Notre Dame.....	1971-73
Pounds, Darryl, CB, Nicholls St.....	1995-99
Pourdaneh, Shar, T, Nevada.....	1996-98
Powell, Carl, DL, Louisville.....	2002
Presley, Lee, C, Oklahoma.....	1945
Prestel, Jim, T, Idaho.....	1966-67
Prioleau, Pierson, S, Virginia Tech.....	2005-07
Promuto, Vince, G, Holy Cross.....	1960-70
Pucillo, Mike, OL, Auburn.....	2006-07
Pugh, Jordan, S, Texas AGM.....	2012-13

Q

Quinlan, Bill, DE, Michigan St.....	1965
Quinn, Richard, TE, North Carolina.....	2011
Quirk, Ed, B, Missouri.....	1948-51

R

Raab, Marc, C, USC.....	1993
Raba, Bob, TE, Maryland.....	1981
Rabach, Casey, OL, Wisconsin.....	2005-10
Rae, Mike, QB, USC.....	1981
Rambo, Bacarri, S, Georgia.....	2013-14
Ramsey, Knox, G, William & Mary.....	1952-53
Ramsey, Patrick, QB, Tulane.....	2002-05
Randle El, Antwaan, WR, Indiana.....	2006-09
Rasby, Walter, TE, Wake Forest.....	2001-02
Rashad, Sha'reff, S, Central Florida.....	2010
Raymer, Cory, C, Wisconsin.....	1995-01, 2004-05
Reaves, Willard, RB, Northern Arizona.....	1989
Rector, Ron, B, Northwestern.....	1966
Redd, Jr., Silas, RB, USC.....	2014-15
Reed, Alvin, TE, Prairie View AGM.....	1973-75
Reed, Andre, WR, Kutztown [PA].....	2000
Reed, Bob, G, Tennessee St.....	1965
Reed, Jordan, TE, Florida.....	2013-16
Reger, John, LB, Pittsburgh.....	1964-66
Renfro, Will, T, Memphis St.....	1957-59
Reyes, Kendall, DE, Connecticut.....	2016
Reynolds, Mack, QB, LSU.....	1960
Ribar, Frank, G, Duke.....	1943
Ricca, Jim, C, Georgetown.....	1951-54
Richard, Stanley, S, Texas.....	1995-98
Richardson, Grady, TE, Cal St. Fullerton.....	1979-80
Richardson, Huey, LB, Florida.....	1992
Richter, Pat, WR, Wisconsin.....	1963-70
Rinehart, Chad, OL, Northern Iowa.....	2008-09
Riggins, John, RB, Kansas.....	1976-79, 1981-85
Riggs, Gerald, RB, Arizona St.....	1989-91
Riggs, Jim, TE, Clemson.....	1999-93
Riley, Jack, T, Northwestern.....	1933
Riley, Jr., Perry, LB, LSU.....	2010-15

Roberts, Andre, WR, The Citadel.....	2014-15
Roberts, Jack, B, Georgia.....	1932
Roberts, Walter, WR, San Jose St.....	1969-70
Robinson, Aldrick, WR, SMU.....	2012-14
Robinson, Dave, LB, Penn St.....	1973-74
Robinson, Keenan, LB, Texas.....	2012-15
Robinson, Lybrant, DE, Delaware St.....	1989
Robinson, Tony, QB, Tennessee.....	1987
Robinson, Trenton, S, Michigan St.....	2013-15
Robinson, William, T, San Diego St.....	2009
Roby, Reggie, P, Iowa.....	1993-94
Rocca, Sav, P, Australia.....	2011-13
Rock, Walter, T, Maryland.....	1968-73
Rocker, Tracy, DT, Auburn.....	1989-90
Roehneit, Bill, LB, Bradley.....	1960
Rogers, Carlos, CB, Auburn.....	2005-10
Rogers, George, RB, South Carolina.....	1985-87
Rogers, Justin, CB, Richmond.....	2014-15
Rosato, Sal, B, Villanova.....	1945-47
Rose, Carlton, LB, Michigan.....	1987
Rosenfels, Sage, QB, Iowa St.....	2001
Ross, Rashad, WR, Arizona St.....	2015-16
Rosso, George, B, Ohio St.....	1954
Roussel, Tom, LB, Southern Miss.....	1968-70
Roussos, Mike, T, Pittsburgh.....	1948-49
Rowe, Ray, TE, San Diego St.....	1992-93
Royal, Robert, TE, LSU.....	2003-05
Royster, Evan, RB, Penn St.....	2011-13
Rubbert, Ed, QB, Louisville.....	1987
Rucker, Keith, DT, Ohio Wesleyan.....	1997
Runnels, Tom, RB, North Texas St.....	1956-57
Rush, Tyrone, RB, North Alabama.....	1994
Russell, Anderson, S, Ohio St.....	2010
Russell, Bo, T, Auburn.....	1939-40
Russell, Cliff, WR, Utah.....	2002-03
Russell, Darrell, DT, USC.....	2003
Russell, Twan, LB, Miami [Fla.].....	1997-99
Rutgens, Joe, DT, Illinois.....	1961-69
Ruthstrom, Ralph, B, SMU.....	1947
Rutledge, Jeff, QB, Alabama.....	1990-92
Ryan, Frank, QB, Rice.....	1969-70
Ryczek, Dan, C, Virginia.....	1973-75
Rykovich, Jules, B, Illinois.....	1952-53
Rymkus, Lou, T, Notre Dame.....	1943
Rypien, Mark, QB, Washington St.....	1987-93
Rzempoluch, Ted, DB, Virginia.....	1963

S

Saenz, Eddie, RB, USC.....	1946-51
Sagnella, Anthony, DT, Rutgers.....	1987
Salave'a, Joe, DL, Arizona.....	2004-06
Salem, Ed, B, Alabama.....	1951
Salter, Bryant, S, Pittsburgh.....	1974-75
Sample, Johnny, DB, Maryland St.....	1963-65
Samuels, Chris, T, Alabama.....	2000-09
Sanchez, John, T, San Francisco.....	1947-49
Sanders, Chris, TE, Texas AGM.....	1997
Sanders, Deion, CB, Florida St.....	2000
Sanders, Lonnie, DB, Michigan St.....	1963-67
Sanders, Ricky, WR, SW Texas St.....	1986-93
Sanfifer, Dan, DB, LSU.....	1948-49
Sanford, Haywood, E, Alabama.....	1940
Sanford, Jamarca, S, Ole Miss.....	2014
Sarboe, Phil, DB, Washington St.....	1934
Sardisco, Tony, G, Tulane.....	1956
Sasa, Don, DT, Washington St.....	1997
Saul, Ron, G, Michigan St.....	1976-81
Savage, Sebastian, CB, North Carolina St.....	1995
Sawyer, John, TE, Southern Miss.....	1983
Scaife, John, T, Tulane.....	1933
Scanlan, Jerry, T, Hawaii.....	1980-81
Scarbach, Jack, QB, Maryland.....	1953-54
Scherff, Brandon, G, Iowa.....	2015-16
Schick, Doyle, LB, Kansas.....	1961
Schilling, Ralph, E, Oklahoma City.....	1946

ALL-TIME ROSTER

Schlereth, Mark, G, Idaho.....	1989-94
Schmidt, Kermit E, Cal Poly-Pomona.....	1932
Schoerke, Ray, G, SMU.....	1966-75
Schraeder, Jim, C, Notre Dame.....	1954, 1956-61
Schroeder, Jay, QB, UCLA.....	1984-87
Scissum, Williard, G, Alabama.....	1987
Scott, Darrion, DL, Ohio St.....	2010-11
Scott, Greg, DE, Hampton.....	2002
Scott, Jake, S, Georgia.....	1975-78
Scotti, Ben, DB, Maryland.....	1959-61
Scudero, Joe, B, San Francisco.....	1954-58
Scully, Mike, C, Illinois.....	1988
Seals, George, G, Missouri.....	1964
Seay, Virgil, WR, Troy St.....	1981-84
Sebek, Nick, B, Indiana.....	1950
Sedoris, Chris, C, Purdue.....	1936
Seedborg, John, E, Arizona St.....	1965
Sellers, Mike, FB, Walla Walla.....	1998-00, 2004-11
Seno, Frank, B, George Wash.....	1943-44, 1949
Serwanga, Kato, CB, California.....	2001
Settles, Tony, LB, Elon.....	1987
Severson, Jeff, DB, Long Beach St.....	1972
Seymour, Bob, B, Oklahoma.....	1940-45
Shade, Sam, S, Alabama.....	1999-02
Sharp, Everett, T, California Tech.....	1944-45
Shedd, Kenny, WR, Northern Iowa.....	2000
Shepard, Derrick, WR, Oklahoma.....	1987-88
Shepherd, Bill, FB, Western Maryland.....	1935
Shepherd, Leslie, WR, Temple.....	1994-98
Shiner, Dick, QB, Maryland.....	1964-66
Shoener, Herb, E, Iowa.....	1948-49
Shorter, Jim, DB, Detroit.....	1964-67
Shugart, Clyde, G, Iowa St.....	1939-44
Shula, Don, DB, John Carroll.....	1957
Shuler, Heath, QB, Tennessee.....	1994-96
Siano, Tony, C, Fordham.....	1932
Siegert, Herb, G, Illinois.....	1949-51
Slemmering, Larry, C, San Francisco.....	1935-36
Simmons, Lary, T, Eastern Washington.....	1987-97
Simmons, Roy, G, Georgia Tech.....	1983
Simon, John, RB, Louisiana Tech.....	2003
Simpson, Chad, RB, Morgan St.....	2010
Sims, Keith, G, Iowa St.....	1997-00
Sinclair, Matt, LB, Illinois.....	2007
Sinko, Steve, T, Duquesne.....	1934-36
Sistrunk, Manny, DT, Arkansas AMGN.....	1970-75
Skaggs, Justin, WR, Evangel.....	2002
Slivinski, Steve, G, Washington.....	1939-43
Smith, Alex, TE, Stanford.....	2015
Smith, Ben, E, Alabama.....	1937
Smith, Bruce, DE, Virginia Tech.....	2000-03
Smith, Cedric, FB, Florida.....	1994-95
Smith, Clifton, LB, Syracuse.....	2003
Smith, Derek M., LB, Arizona St.....	1997-00
Smith, Dick, DB, Northwestern.....	1967-68
Smith, Ed, FB, NYU.....	1936
Smith, George, C, California.....	1937, 1941-43
Smith, Hunter, P, Notre Dame.....	2009-10
Smith, Hugh, E, Kansas.....	1962
Smith, Jack, E, Stanford.....	1943
Smith, Jerry, TE, Arizona St.....	1965-77
Smith, Jim, DB, Oregon.....	1968
Smith, Jimmy, RB, Elon.....	1984
Smith, John, WR, North Texas St.....	1978
Smith, Larry, RB, Florida.....	1974
Smith, Paul, DE, New Mexico.....	1979-80
Smith, Ricky, CB, Alabama St.....	1984
Smith, Riley, QB, Alabama.....	1936-38
Smith, Preston, LB, Mississippi St.....	2015-16
Smith, Timmy, RB, Texas Tech.....	1987-88
Smith, Vernice, G, Florida A&M.....	1993-95
Smith, Willie, T, East Carolina.....	2011
Smoot, Fred, CB, Miss. St.....	2001-04, 2007-08
Snead, Norm, QB, Wake Forest.....	1961-63
Sneddon, Bob, B, St. Mary's (CA).....	1944

Snidow, Ron, DE, Oregon.....	1963-67
Snipes, Angelo, LB, West Georgia.....	1986
Snow, Justin, LS, Baylor.....	2012
Snowden, Jim, T, Notre Dame.....	1965-71
Soboleski, Joe, G, Michigan.....	1949
Sommer, Mike, B, Geo. Wash.....	1958-59, 1961
Sonnimers, Jack, C, UCLA.....	1947
Spaight, Martrell, LB, Arkansas.....	2015-16
Spaniel, Frank, B, Notre Dame.....	1950
Sparks, Dave, G, South Carolina.....	1954
Spirida, John, E, St. Anselm's.....	1939
Springs, Shawn, CB, Ohio St.....	2004-08
Stacco, Ed, T, Colgate.....	1948
Staj, Brenden, G, Nebraska.....	2002
Stallings, Don, E, North Carolina.....	1960
Stallworth, Donté, WR, Tennessee.....	2011
Stanfil, Dick, G, San Francisco.....	1956-58
Stanley, Walter, WR, Mesa (CO).....	1990
Starke, George, T, Columbia.....	1973-84
Stasica, Leo, B, Colorado.....	1943
Stanton, Jim, T, Wake Forest.....	1951
Steber, John, G, Georgia Tech.....	1946-50
Steffen, Jim, DB, UCLA.....	1961-65
Stenn, Paul, T, Villanova.....	1946
Stensrud, Mike, DT, Iowa St.....	1989
Stephens, Lenoard, TE, Howard.....	2002
Stephens, Louis, G, San Francisco.....	1955-60
Stephens, Rod, LB, Georgia Tech.....	1995-96
Steponovich, Mike, G, St. Mary's.....	1933
Stevens, Matt, S, Appalachian St.....	1998-00
Stief, Dave, WR, Portland St.....	1983
Stits, Bill, DB, UCLA.....	1959
Stock, Mark, WR, VMI.....	1993
Stokes, Fred, DE, Georgia Southern.....	1989-92
Stokes, Tim, T, Oregon.....	1975-77
Stone, Ken, S, Vanderbilt.....	1973-75
Stout, Pete, B, TCU.....	1949-50
Stoutmire, Omar, S, Fresno St.....	2005, 2007
Stovall, Dick, C, Abilene Christian.....	1949
Stowe, Tyrone, LB, Rutgers.....	1994
Stralka, Clem, G, Georgetown.....	1938-42, 1945-46
Strickland, Fred, LB, Purdue.....	1999
Stuart, Jim, T, Oregon.....	1938
Stubblefield, Dana, DT, Kansas.....	1998-00
Sturt, Fred, G, Bowling Green.....	1974
Stynchula, Andy, DT, Penn St.....	1960-63
Suisham, Shaun, K, Bowling Green.....	2006-09
Suifsted, Alex, G, Miami (OH).....	2002
Sullivan, John, C, Notre Dame.....	2016
Suminski, Dave, G, Wisconsin.....	1953
Sundberg, Nick, LS, California.....	2010-16
Sutton, Ed, B, North Carolina.....	1957-59
Sutton, Eric, CB, San Diego St.....	1996
Sweeney, Walt, G, Syracuse.....	1974-75
Sykes, Bob, B, San Jose St.....	1952
Szymonette, Josh, S, Tennessee Tech.....	2000
Szafarony, Len, T, North Carolina.....	1949
Szott, Dave, OL, Penn St.....	2001

T

Talbert, Diron, DT, Texas.....	1971-80
Tamm, Ralph, T, West Chester.....	1991
Tanner, Barron, DT, Oklahoma.....	1999
Tapp, Darryl, LB, Virginia Tech.....	2013
Taylor, Charley, WR, Arizona St.....	1964-77
Taylor, Hugh (Bones), E, Oklahoma City.....	1947-54
Taylor, Jason, LB, DE, Akron.....	2008
Taylor, Keith, S, Illinois.....	1994-96
Taylor, Mike, T, USC.....	1971
Taylor, Roosevelt, DB, Grambling St.....	1972
Taylor, Sean, S, Miami (Fla.).....	2004-07
Temple, Mark, B, Oregon.....	1936
Tereshinski, Joe, E, Georgia.....	1947-54
Terrell, Daryl, OL, Southern Miss.....	2003
Terrell, David, CB, Texas - El Paso.....	2000-03

Theismann, Joe, QB, Notre Dame.....	1974-85
Theofiledes, Harry, QB, Waynesburg.....	1968
Thibodeaux, Keith, CB, NW Louisiana.....	1997
Thielmann, R.C., G, Arkansas.....	1985-88
Thomas, Chris, WR, Cal Poly.....	1997-99
Thomas, Devin, WR, Michigan St.....	2008-10
Thomas, Duane, WR, West Texas St.....	1973-74
Thomas, George, B, Oklahoma.....	1950-51
Thomas, Johnny, CB, Baylor.....	1988-90, 92-94
Thomas, Mike, RB, UNLV.....	1975-78
Thomas, Phillip, S, Fresno St.....	2014
Thomas, Pierre, RB, Illinois.....	2015
Thomas, Ralph, E, San Francisco.....	1955-56
Thomas, Randy, OL, Mississippi St.....	2003-09
Thomas, Spencer, S, Washburn.....	1975
Thompson, Brandy, CB, Boise St.....	2011
Thompson, Chris, RB, Florida St.....	2013-16
Thompson, Darius, WR, Baylor.....	1999-02
Thompson, Ricky, WR, Baylor.....	1978-81
Thompson, Steve, DT, Minnesota.....	1987
Thrash, James, WR, Mo. Southern.....	1997-00, 2004-08
Thure, Brian, T, California.....	1995
Thurlow, Steve, RB, Stanford.....	1966-68
Tice, Mike, TE, Maryland.....	1989
Tillman, Rusty, LB, Northern Arizona.....	1970-77
Tilton, Ron, G, Tulane.....	1986
Titchelbott, C, San Jose St.....	1940-42
Todd, Dick, RB, Texas A&M.....	1939-42, 1945-48
Toibin, Brendan, K, Richmond.....	1987
Toler, Greg, CB, Saint Paul's.....	2016
Toneff, Bob, DT, Notre Dame.....	1959-64
Torain, Ryan, RB, Arizona St.....	2010-11
Torgeson, LaVern, LB, Washington St.....	1955-57
Torrence, Leigh, CB, Stanford.....	2006-07
Tosi, Flavio, E, Boston College.....	1934-36
Towns, Morris, T, Missouri.....	1984
Troy, Tom, B, Tennessee.....	1963-64
Trail, Lynden, LB, Norfolk St.....	2016
Trotter, Jeremiah, LB, Stephen F. Austin.....	2002-03
Truitt, Dave, TE, North Carolina.....	1987
Truitt, Dlanda, WR, Mississippi St.....	1994-95
Tucker, Ross, OL, Princeton.....	2001, 2007
Tryon, Justin, CB, Arizona St.....	2008
Tuckey, Dick, FB, Manhattan.....	1938
Tupa, Tom, P, Ohio St. (R 2005).....	2004-05
Turk, Dan, C, Wisconsin.....	1997-99
Turk, Matt, P, Wisconsin-Whitewater.....	1995-99
Turley, Doug, E, Scranton.....	1944-48
Turner, J.T., G, Duke.....	1984
Turner, Jay, B, George Washington.....	1938-39
Turner, Kevin, LB, Pacific.....	1981
Turner, Scott, CB, Illinois.....	1995-97
Tuthill, James, K, Cal. Poly.....	2002
Tyrer, Jim, T, Ohio St.....	1974

U

Ucovich, Mitchell, T, San Jose St.....	1944
Uhlenhake, Jeff, C, Ohio St.....	1996-97
Ulinski, Harry, C, Kentucky.....	1950-51, 1953-56
Ungerer, Joe, T, Fordham.....	1944-45
Upshaw, Regan, DE, California.....	2003

V

Vactor, Ted, DB, Nebraska.....	1969-73
Vanderbeek, Matt, LB, Michigan St.....	1995-96
Varty, Mike, LB, Northwestern.....	1974
Vaughn, Clarence, S, Northern Illinois.....	1987-91
Venuto, Sam, B, Guilford.....	1952
Verdin, Clarence, WR, SW Louisiana.....	1986-87
Vereb, Ed, RB, Maryland.....	1960
Vickers, Kipp, T, Miami (Fla.).....	1999, 2002
Vigil, Zach, LB, Utah State.....	2016
Vincent, Troy, DB, Wisconsin.....	2006
Vital, Lionel, RB, Nicholls St.....	1987

ALL-TIME ROSTER

Voytek, Ed, G, Purdue.....1957-58

W

Waddy, Ray, CB, Texas A&I.....1979-80
 Wade, Bob, DB, Morgan St.....1969
 Wade, Todd, OL, Mississippi.....2006-07
 Ward, David (Nubbin), E, Haskell Indian.....1933
 Ware, Kevin, TE, Washington.....2003
 Waechter, Henry, DT, Nebraska.....1987
 Wahler, Jim, DT, UCLA.....1992-93
 Walker, Brian, S, Washington St.....1996-97
 Walker, Marquis, CB, SE Missouri St.....1996
 Walker, Rick, TE, UCLA.....1980-85
 Walters, Tom, DB, Southern Miss.....1964-67
 Walton, Alvin, S, Kansas.....1986-81
 Walton, Frank, G, Pittsburgh.....1934, 44-45
 Walton, Joe, E, Pittsburgh.....1957-60
 Ward, Bill, G, Washington St.....1946-47
 Warner, Ron, DE, Kansas.....2003-04
 Warren, Don, TE, San Diego St.....1979-92
 Washington, Anthony, CB, Fresno St.....1983-84
 Washington, Fred, T, North Texas St.....1968
 Washington, James, S, UCLA.....1995
 Washington, Joe, RB, Oklahoma.....1981-84
 Washington, Marcus, LB, Auburn.....2004-08
 Washington, Mickey, CB, Texas A&M.....1992
 Waters, Dale (Muddy), T, Florida.....1932-33
 Watson, Jim, C, Pacific.....1945
 Watson, Kenny, RB, Penn St.....2002
 Watson, Sid, B, Northwestern.....1958
 Watts, George, T, Appalachian St.....1942
 Way, Tress, P, Oklahoma.....2014-16
 Weatherall, Jim, T, Oklahoma.....1958
 Weaver, Charlie, LB, USC.....1981
 Weil, Jack, P, Wyoming.....1987
 Weisenbach, Heinie, B, Pittsburgh.....1935-36
 Welch, Herb, DB, UCLA.....1989
 Weldon, Casey, QB, Florida St.....1999
 Weldon, Larry, QB, Presbyterian.....1944-45
 Weller, Rabbit (Bub), B, Haskell Indian.....1933
 Wells, Billy, B, Michigan St.....1954, 1956-57
 Westbrook, Byron, CB, Salisbury.....2009-11
 Westbrook, Michael, WR, Colorado.....1995-2001
 Westfall, Ed, B, Ohio Wesleyan.....1932-33
 Whisenhunt, Ken, TE, Georgia Tech.....1990
 White, Jeris, CB, Hawaii.....1980-82
 White, Markus, LB, Florida St.....2011-12
 Whited, Marvin, G, Oklahoma.....1942, 45
 Whitfield, A.D., RB, North Texas St.....1966-68
 Whitner Sr., Donte, S, Ohio St.....2016
 Whitley, Taylor, OL, Texas A&M.....2006
 Whitlow, Bob, C, Arizona.....1960-61
 Wiggin, Paul, T, Oregon.....1998
 Wilbur, John, G, Stanford.....1971-74
 Wilburn, Barry, CB, Mississippi.....1985-89
 Wilde, George, B, Texas A&M.....1947
 Wilder, James, RB, Missouri.....1990
 Wilkerson, Basil, E, Oklahoma City.....1932
 Wilkin, Willie, T, St. Mary's (CA).....1938-43
 Wilkins, Roy, LB, Georgia.....1960-61
 Wilkinson, Dan, DT, Ohio St.....1998-2002
 Williams, Cary, CB, Washburn.....2015
 Williams, Clarence, RB, South Carolina.....1982
 Williams, Doug, QB, Grambling.....1986-89
 Williams, Eddie, FB, Idaho.....2009
 Williams, Edwin, C/G, Maryland.....2009
 Williams, Eric, DT, Washington St.....1990-93
 Williams, Fred, T, Arkansas.....1964-65
 Williams, Gerard, DB, Langston.....1976-78
 Williams, Greg, FS, Mississippi St.....1982-85
 Williams, Jamel, S, Nebraska.....1997-99
 Williams, Jeff, T, Rhode Island.....1978-80
 Williams, John, B, USC.....1952-53
 Williams, Kelland, RB, LSU.....2010, 12
 Williams, Kevin, CB, Iowa St.....1985, 1988

Williams, Madieu, S, Maryland.....2012
 Williams, Marvin, TE, Fullerton St.....1987
 Williams, Michael, TE, Alabama A&M.....1982-84
 Williams, Mike, G, Texas.....2009
 Williams, Nick, WR, Connecticut.....2013
 Williams, Robert, CB, Baylor.....1993
 Williams, Roydell, WR, Tulane.....2010
 Williams, Sid, LB, Southern.....1967
 Williams, Trent, T, Oklahoma.....2010-16
 Williams, Trevardo, LB, Connecticut.....2014
 Williamson, Ernie, T, North Carolina.....1947
 Willis, Keith, DT, Northeastern.....1993
 Willis, Larry, S, Texas-El Paso.....1973
 Wilson, Bobby, DT, Michigan St.....1991-94
 Wilson, Chris, DE, Northwood.....2007-10, 12
 Wilson, Eric, LB, Maryland.....1987
 Wilson, Josh, CB, Maryland.....2011-13
 Wilson, Mark, OL, California.....2004
 Wilson, Ted, WR, Central Florida.....1987
 Wilson, Wayne, RB, Shepard.....1987
 Winans, Tydus, WR, Fresno St.....1994-95
 Winey, Brandon, DT, LSU.....2003
 Windham, David, LB, Jackson St.....1987
 Wingate, Heath, C, Bowling Green.....1967
 Winslow, Doug, WR, Drake.....1976-77
 Witucki, Casimir, G, Indiana.....1950-51, 1953-56
 Wonsley, Otis, RB, Alcorn St.....1981-85
 Woodard, Dick, C, Iowa.....1952
 Woodberry, Dennis, CB, S. Arkansas.....1987-88
 Woodruff, Lee, FB, Mississippi.....1932
 Woods, Tony, DE, Pittsburgh.....1994-96
 Wooten, John, G, Colorado.....1968
 Wooten, Mike, C, VMI.....1987
 Worthington, Doug, DE, Ohio St.....2012
 Wright, Kenny, CB, Northwestern St.....2006
 Wright, Steve, T, Alabama.....1970
 Wright, Toby, CB, Nebraska.....1999
 Wright, Ted, B, North Texas St.....1934-35
 Wuerffel, Danny, QB, Florida.....2002
 Wulff, Jim, B, Michigan St.....1960-61
 Wyant, Fred, QB, West Virginia.....1956
 Wyche, Sam, QB, Furman.....1971-73
 Wycheck, Frank, TE-FB, Maryland.....1993-94
 Wycoff, Doug, FB, Georgia Tech.....1934
 Wynn, Renaldo, DL, Notre Dame.....2002-06, 09
 Wynne, William, DE, Tennessee St.....1977
 Wysocki, Pete, LB, Western Michigan.....1975-80

Y

Yarber, Eric, WR, Idaho.....1986-87
 Yeboah-Kodie, Phil, LB, Penn St.....1995
 Yoder, Todd, TE, Vanderbilt.....2006-09
 Yonakor, John, E, Notre Dame.....1952
 Youel, Jim, B, Iowa.....1946-48
 Young, Bill, T, Alabama.....1937-42, 1946
 Young, Darrel, FB, Villanova.....2010-15
 Young, Roy, T, Texas A&M.....1938
 Young, Wilbur, DE, William Penn.....1981
 Youngblood, Jim, LB, Tennessee Tech.....1984
 Yowarsky, Walt, E, Kentucky.....1951, 54

Z

Zagers, Bert, B, Michigan St.....1955, 1957-58
 Zelenka, Joe, LS, Wake Forest.....2000
 Zellner, Peppi, DE, Fort Valley St.....2003
 Zendejas, Max, K, Arizona.....1986
 Zeno, Joe, G, Holy Cross.....1942-44
 Zorich, Chris, DT, Notre Dame.....1997
 Zimmerman, Roy, B, San Jose St.....1940-42

ALL-TIME WIN/LOSS RECORDS

ALL-TIME

	W	L	T	G	Pct.*
OVERALL RECORD	609	591	28	1228	0.507
REGULAR SEASON RECORD	586	572	28	1186	0.506
POSTSEASON RECORD	23	19	0	42	0.548
	W	L	T	G	Pct.*
HOME RECORD	350	258	11	619	0.574
AWAY RECORD	256	330	17	603	0.439
NEUTRAL RECORD	3	3	0	6	0.500
	W	L	T	G	Pct.*
OVERTIME RECORD	25	15	2	42	0.619
	W	L	T	G	Pct.*
SUNDAY RECORD	546	510	27	1083	0.517
MONDAY RECORD	30	41	0	71	0.423
TUESDAY RECORD	0	0	0	0	0.000
WEDNESDAY RECORD	1	2	0	3	0.333
THURSDAY RECORD	6	11	0	17	0.353
FRIDAY RECORD	0	3	1	4	0.125
SATURDAY RECORD	26	24	0	50	0.520
	W	L	T	G	Pct.*
AUGUST RECORD	1	0	0	1	1.000
SEPTEMBER RECORD	111	100	4	215	0.526
OCTOBER RECORD	181	162	14	357	0.527
NOVEMBER RECORD	158	189	6	353	0.456
DECEMBER RECORD	135	126	4	265	0.517
JANUARY RECORD	23	14	0	37	0.622
	W	L	T	G	Pct.*
MONDAY NIGHT FOOTBALL OVERALL RECORD	28	40	0	68	0.412
MONDAY NIGHT FOOTBALL HOME RECORD	17	21	0	38	0.447
MONDAY NIGHT FOOTBALL ROAD RECORD	11	19	0	30	0.367
SUNDAY NIGHT FOOTBALL OVERALL RECORD	17	17	1	35	0.500
SUNDAY NIGHT FOOTBALL HOME RECORD	8	9	1	18	0.472
SUNDAY NIGHT FOOTBALL ROAD RECORD	9	8	0	17	0.529
THANKSGIVING RECORD	2	7	0	9	0.222

POSTSEASON

	W	L	G	Pct.
RECORD	23	19	42	0.507
	W	L	G	Pct.
HOME RECORD	13	4	17	0.765
AWAY RECORD	7	12	19	0.368
NEUTRAL RECORD[^]	3	3	6	0.500
	W	L	G	Pct.
LEAGUE CHAMPIONSHIP (PRIOR TO 1970)	2	4	6	0.333
DIVISION CHAMPIONSHIP (PRIOR TO 1970)	1	0	1	1.000
	W	L	G	Pct.
NFC WILD CARD ROUND OVERALL	6	3	9	0.667
NFC WILD CARD ROUND HOME	3	2	5	0.600
NFC WILD CARD ROUND AWAY	3	1	4	0.750
NFC DIVISIONAL ROUND OVERALL	6	9	15	0.400
NFC DIVISIONAL ROUND HOME	4	1	5	0.800
NFC DIVISIONAL ROUND AWAY	2	8	10	0.200
NFC CHAMPIONSHIP OVERALL	5	1	6	0.833
NFC CHAMPIONSHIP HOME	5	0	5	1.000
NFC CHAMPIONSHIP AWAY	0	1	1	0.000
SUPER BOWL (ALL NEUTRAL)	3	2	5	0.600
	W	L	G	Pct.
GRIFFITH STADIUM RECORD	1	1	2	0.500
RFK STADIUM RECORD	11	1	12	0.917
FEDEXFIELD RECORD	1	2	3	0.333
	W	L	G	Pct.
SUNDAY RECORD	14	12	26	0.538
SATURDAY RECORD	9	7	16	0.563
	W	L	G	Pct.
OVERTIME RECORD	0	0	0	N/A

[^]Includes 1936 NFL Championship moved to Polo Grounds in New York

^{**}Note: Percentages calculated using the formula adopted by the NFL on May 24, 1972 including ties as a half-game won and half-game lost. Prior to 1972, ties were not factored into winning percentage. Ties throughout all seasons are included in the percentages presented here.

COACHING RECORDS

OVERALL

	W	L	T	G	Pct.*
Lud Wray	4	4	2	10	0.500
Lone Star Dietz	11	11	2	24	0.500
Eddie Casey	2	8	1	11	0.200
Ray Flaherty	56	23	3	82	0.709
Arthur "Dutch" Bergman	7	4	1	12	0.636
Dudley DeGroot	14	6	1	21	0.700
A.G. "Turk" Edwards	16	18	1	35	0.471
John Wheelchel	3	3	1	7	0.500
Herman Ball	4	16	0	20	0.200
Dick Todd	5	4	0	9	0.556
Earl "Curly" Lambeau	10	13	1	24	0.435
Joe Kuharich	26	32	2	60	0.448
Mike Nixon	4	18	2	24	0.182
Bill McPeak	21	46	3	70	0.313
Otto Graham	17	22	3	42	0.436
Vince Lombardi	7	5	2	14	0.583
Bill Austin	6	8	0	14	0.429
George Allen	69	35	1	105	0.663
Jack Pardee	24	24	0	48	0.500
Joe Gibbs	171	101	0	272	0.629
Richie Petitbon	4	12	0	16	0.250
Norv Turner	50	60	1	111	0.455
Terry Robiskie	1	2	0	3	0.333
Marty Schottenheimer	8	8	0	16	0.500
Steve Spurrier	12	20	0	32	0.375
Jim Zorn	12	20	0	32	0.375
Mike Shanahan	24	41	0	65	0.369
Jay Gruden	21	27	1	49	0.439

*NOTE: Ties were not factored into winning percentage prior to 1972

REGULAR SEASON

	W	L	T	G	Pct.*
Lud Wray	4	4	2	10	0.500
Lone Star Dietz	11	11	2	24	0.500
Eddie Casey	2	8	1	11	0.200
Ray Flaherty	54	21	3	78	0.720
Arthur "Dutch" Bergman	6	3	1	10	0.667
Dudley DeGroot	14	5	1	20	0.737
A.G. "Turk" Edwards	16	18	1	35	0.471
John Wheelchel	3	3	1	7	0.500
Herman Ball	4	16	0	20	0.200
Dick Todd	5	4	0	9	0.556
Earl "Curly" Lambeau	10	13	1	24	0.435
Joe Kuharich	26	32	2	60	0.448
Mike Nixon	4	18	2	24	0.182
Bill McPeak	21	46	3	70	0.313
Otto Graham	17	22	3	42	0.436
Vince Lombardi	7	5	2	14	0.583
Bill Austin	6	8	0	14	0.429
George Allen	67	30	1	98	0.691
Jack Pardee	24	24	0	48	0.500
Joe Gibbs	154	94	0	248	0.621
Richie Petitbon	4	12	0	16	0.250
Norv Turner	49	59	1	109	0.454
Terry Robiskie	1	2	0	3	0.333
Marty Schottenheimer	8	8	0	16	0.500
Steve Spurrier	12	20	0	32	0.375
Jim Zorn	12	20	0	32	0.375
Mike Shanahan	24	40	0	64	0.375
Jay Gruden	21	26	1	48	0.448

*NOTE: Ties were not factored into winning percentage prior to 1972



George Allen

POSTSEASON

	W	L	G	Pct.
Ray Flaherty	2	2	4	0.500
Arthur "Dutch" Bergman	1	1	2	0.500
Dudley DeGroot	0	1	1	0.000
George Allen	2	5	7	0.286
Joe Gibbs	17	7	24	0.708
Norv Turner	1	1	2	0.500
Mike Shanahan	0	1	1	0.000
Jay Gruden	0	1	1	0.000

DRAFT HISTORY


Stylized players appear on the all-time roster

1936

1...2	B....Riley Smith	Alabama
2...11	E....Keith Topping	Stanford
3...20	B....Ed Smith	NYU
4...29	G....Paul Tangora	Northwestern
5...38	T....Wilson Groseclose	TCU
6...47	T....Larry Lutz	California
7...56	B....Don Irwin	Colgate
8...65	E....Wayne Millner	Notre Dame
9...74	G....Marcel Saunders	Loyola (CA)

1937

1...6	B....Sam Baugh	TCU
-------	----------------	-----



2...16	B....Nello Falaschi	Santa Clara
3...26	B....Maurice Eldar	Kansas State
4...36	G....Dick Bassi	Santa Clara
5...46	T....Chuck Bond	Washington
6...56	B....Jimmie Cain	Washington
7...66	G....Rotta Holland	Kansas State
8...76	E....Joel Eaves	Auburn
9...86	T....Bill Docherty	Temple
10...96	E....Dom Mac Cara	NC State

1938

1...9	B....Andy Farkas	Detroit
3...24	B....Sam Chapman	California
5...39	C....Dave Price	Mississippi
6...49	E....Elmer Dohrmann	Nebraska
7...59	T....Roy Young	Texas A&M
8...69	B....Bill Hartman	Georgia
9...79	C....Ed Parks	Oklahoma
10...89	B....Jack Abbott	Elon
11...99	E....Dick Johnson	Washington
12...109	G....Henry Bartos	North Carolina

1939

1...8	T....I.B. Hale	TCU
3...23	B....Charley Holm	Alabama
5...38	B....Dick Todd	Texas A&M
6...48	B....Dave Anderson	California
7...58	C....Quinton Lumpkin	Georgia
8...68	T....Bo Russell	Auburn
9...78	B....Wilbur Moore	Minnesota
10...88	B....Jimmy Johnson	Washington
11...98	B....Jim German	Centre
12...108	B....Bob O'Mara	Duke
13...118	G....Steve Silvinski	Washington
14...128	B....Bob Hoffman	USC
15...138	B....Eric Tipton	Duke
16...148	T....Dick Farman	Washington St.
17...158	T....Clyde Shugart	Iowa State
18...168	B....Boyd Morgan	USC
19...178	T....Phil Smith	St. Benedict's
20...188	T....Paul Coop	Centre
21...193	G....Matt Kuber	Villanova

22...198	B....Al Cruver	Washington
----------	----------------	------------

1940

1...8	B....Ed Boell	NYU
3...23	B....Buddy Banker	Tulane
5...38	T....Bill Kirchem	Tulane
6...48	T....Joe Boyd	Texas A&M
7...58	B....Roy Zimmerman	San Jose State
8...68	E....Bud Orf	Missouri
9...78	B....Bob Hoffman	USC
10...88	B....Bob Seymour	Oklahoma
11...98	T....Howard Stoecker	USC
12...108	G....Allen Johnson	Duke
13...118	B....Sam Bartholomew	Tennessee
14...128	B....Ernie Lain	Rice
15...138	E....Sandy Sanford	Alabama
16...148	E....Bolo Perdue	Duke
17...158	C....Steve Andracko	Ohio State
18...168	B....Jay Graybeal	Oregon
19...178	B....Charley Slagle	North Carolina
20...188	B....Buck Murphy	Georgia Tech
21...193	T....Mel Wetzel	Missouri
22...198	B....Steve Sitko	Notre Dame

1941

1...10	B....Forest Evashevski	Michigan
3...25	T....Fred Davis	Alabama
5...40	T....Jim Stuart	Oregon
6...50	E....Ed Cifers	Tennessee
7...60	E....Al Krueger	USC
8...70	B....Henry Wilder	Iowa State
9...80	E....Bill Grimmer	Tulsa
10...90	G....Ed Hickerson	Alabama
11...100	E....Joe Aguirre	St. Mary's (CA)
12...110	B....Jack Banta	USC
13...120	T....Roy Conn	Arizona
14...130	B....Deward Tonnell	San Jose State
15...140	C....Marris Buckingham	San Jose State
16...150	B....Ken Dow	Oregon State
17...160	E....Stan McRae	Michigan State
18...170	B....Joe Osmani	Holy Cross
19...180	T....Earl Fullilove	Georgetown
20...190	E....Ed Hiestand	Vanderbilt
21...195	T....Tom Riggs	Illinois
22...200	B....Lee Gentry	Tulsa

1942

1...6	B....Spec Sanders	Texas
3...21	B....Rufus Deal	Auburn
5...36	G....Joe Zeno	Holy Cross
6...46	T....Harley McCollum	Tulane
7...56	E....Bob Fitch	Minnesota
8...66	B....George Peters	Oregon State
9...76	B....Frank Swiger	Duke
10...86	B....Johnny Goodyear	Marquette
11...96	C....Al DeMao	Duquesne
12...106	B....Phil Ahwesh	Duquesne
13...116	E....John Kovatch	Notre Dame
14...126	B....Bill deCorrvont	Northwestern
15...136	B....Marvin Whitend	Oklahoma
16...146	B....Dee Chipman	BYU
17...156	T....George Watts	Appalachian St.
18...166	B....Gene Stewart	Willamette
19...176	B....Charlie Timmons	Clemson
20...186	T....Tiny Croft	Ripon
21...191	B....Steve Juzwik	Notre Dame
22...196	B....Al Couppee	Iowa

1943

1...10	B....Jack Jenkins	Vanderbilt
3...25	B....Bill Dutton	Pittsburgh
5...40	E....Bob Dove	Notre Dame
6...50	C....Wally Ziemba	Notre Dame
7...60	T....Lou Rymkus	Notre Dame
8...70	G....Tony Leon	Alabama

9...80	E....Bob Motl	Northwestern
10...90	B....Walt McDonald	Tulane
11...100	T....George Perpitch	Georgetown
12...110	C....Dan Wood	Mississippi
13...120	G....Harry Wright	Notre Dame
14...130	G....Oscar Britt	Mississippi
15...140	G....Dick Weber	Syracuse
16...150	B....Joe Day	Oregon State
17...160	B....Frank Dornfield	Georgetown
18...170	T....John Baklarz	Arizona State
19...180	E....Leo Mogus	Youngstown St.
20...190	B....Dick Secrest	Rochester
21...200	C....Don Noland	Minnesota
22...210	B....Johnny Barrett	Georgetown
23...220	T....Tom Vohs	Colgate
24...230	B....Charlie Yancey	Mississippi St.
25...240	T....Tom Benetz	Tulane
26...250	E....Swiftly Barthold	Syracuse
27...260	B....Vince Paeawic	Loyola (CA)
28...270	T....Joe Riccardi	Ohio University
29...280	G....Johnny Jaffurs	Penn State
30...290	B....Frank Akins	Washington St.
31...295	B....Bill Corry	Florida
32...300	G....Bo Bogovich	Delaware

1944

1...8	B....Mike Micka	Colgate
3...23	T....Earl Audet	USC
5...39	B....Ed Doherty	Boston College
6...50	B....Jackie Fellows	Fresno State
7...61	G....Hal Fischer	Texas
8...72	T....Cliff White	Murray State
9...83	B....Ted Ogdahl	Willamette
10...94	B....Bob Sneddon	St. Mary's (CA)
11...105	T....Bill Aldworth	Minnesota
12...116	B....Bill Joslyn	Stanford
13...127	C....Charley Walker	Kentucky
14...138	C....Boyd Clement	Oregon State
15...149	B....Jim Gaffney	Tennessee
16...160	T....Ted Ossowski	Oregon State
17...171	B....Tom Davis	Duke
18...182	E....John Batorski	Colgate
19...193	C....Clyde Ehrhardt	Georgia
20...204	E....Dave Brown	UCLA
21...215	T....Bill Ivy	Northwestern
22...226	B....Bruce Babcock	Rochester
23...237	B....Bill Reinhard	California
24...248	G....Ed Bauer	South Carolina
25...259	B....Smokey Martin	Cornell
26...270	B....Lee Gustafson	Oregon State
27...281	T....Nick Pappas	Utah
28...292	E....Lindsey Bowen	Rice
29...303	C....Bill Gustafson	Washington St.
30...314	C....Bill Yablonski	Holy Cross
31...320	C....Buster Hollingbery	Washington St.
32...326	B....Willard Sheller	Stanford

1945

1...8	QB....Jim Hardy	USC
3...23	T....Tree Adams	Notre Dame
5...38	C....George Bujan	Oregon
6...51	E....Johnny North	Vanderbilt
7...61	G....John Steber	Georgia Tech
8...71	E....Art Porter	Tulane
9...84	B....Curt Kuykendall	Auburn
10...94	E....Frank Brogger	Michigan State
11...104	B....Mack Cregar	Northwestern
12...117	QB....Paul McKee	Syracuse
13...127	E....Charlie Conerly	Mississippi
14...137	E....John Putnik	Utah State
15...150	B....Eddie Saenz	USC
16...160	T....Dom Fusci	South Carolina
17...170	B....Bobby Jenkins	Alabama
18...183	T....Ed Stacco	Colgate
19...193	C....Jim Bradshaw	Auburn

DRAFT HISTORY

20. 203...B.... Bill Shipkey..... Stanford
 21. 216...T.... Sid Halliday..... SMU
 22. 226...T.... Chick Davidson..... Cornell
 23. 236...E.... Gabby Martin..... SMU
 24. 249...C.... Jim McCurdy..... Stanford
 25. 259...E.... Cy Souders..... Ohio State
 26. 269...B.... Ben Wall..... Western Michigan
 27. 282...E.... George Hillyer..... UTEP
 28. 292...B.... Milford Drebrow..... USC
 29. 302...T.... Frank Irwin..... Duke
 30. 315...E.... Leon Diner..... Denver
 31...320...C.... Bob Cummings..... Vanderbilt
 32...325...T.... Don Nolander..... Minnesota

1946

1...9...B.... Cal Rossi..... UCLA
 3...24...B.... Stan Koslowski..... Holy Cross
 5...39...B.... Gay Adelt..... Utah
 6...49...B.... Walt Trojanowski..... Connecticut
 7...59...T.... **Bob Hendren**..... **USC**
 8...69...B.... George Callanan..... USC
 9...79...E.... Bob Skoglund..... Notre Dame
 10...89...B.... Jake Leicht..... Oregon
 11...99...B.... Chick Maggioni..... Illinois
 12...109...T.... Monte Moncrief..... Texas A&M
 13. 119...E.... **Joe Tereshinski**..... **Georgia**
 14. 129...E.... Stan Sprague..... Illinois
 15. 139...E.... Harry Adelman..... USC
 16. 149...B.... Bof Butchofsky..... Texas A&M
 17. 159...T.... Mike Prashaw..... Michigan
 18. 169...B.... Ed Robnett..... Texas Tech
 19. 179...B.... LeMar Dykstra..... Colorado
 20. 189...B.... Bob Ward..... San Jose State
 21. 199...T.... John Pehar..... USC
 22. 209...B.... Roger Robinson..... Syracuse
 23. 219...C.... Charley Cadenhead..... Mississippi St.
 24. 229...G.... Bob Rodas..... Santa Clara
 25. 239...E.... Charlie Webb..... LSU
 26. 249...B.... Marion Flanagan..... Texas A&M
 27. 259...T.... Roland Phillips..... Georgia Tech
 28. 269...B.... Jim Hallmark..... Texas A&M
 29. 279...T.... Fay Mills..... Alabama
 30. 289...B.... William Ritter..... Georgia Tech
 31. 294...B.... Sarkis Takesian..... California
 32. 299...E.... Mike Campbell..... Mississippi

1947

1...4...B.... Cal Rossi..... UCLA
 3...17...B.... Red Knight..... LSU
 5...28...E.... Hank Foldberg..... Army
 6...39...G.... **Mike Garzoni**..... **USC**
 7...48...C.... **Bill Gray**..... **Oregon State**
 8...59...T.... **Hank Harris**..... **Texas**
 9...68...E.... Roy Karrasch..... UCLA
 10. 79...T.... **Roy Williamson**..... **North Carolina**
 11. 88...B.... L.G. Carmody..... C. Washington
 12. 99...E.... U.S. Savage..... Richmond
 13. 108...E.... Bob Steckroth..... William & Mary
 14. 119...T.... **Weldon Edwards**..... **TCU**
 15. 128...C.... Earl Wheeler..... Arkansas
 16. 139...B.... Billy Gold..... Tennessee
 17. 148...T.... Jack Hart..... Detroit
 18. 159...B.... Tom Nichols..... Richmond
 19. 168...B.... **Harry Dowda**..... **Wake Forest**
 20. 179...E.... Charlie Webb..... LSU
 21. 188...T.... Elmo Bond..... Washington St.
 22. 199...B.... Jim Hefti..... St. Lawrence
 23. 208...E.... **Tom Dudley**..... **Virginia**
 24. 219...B.... Jim Smith..... Iowa
 25. 228...T.... Hal Mullins..... Duke
 26. 239...E.... Francis Bacoka..... Washington St.
 27. 248...B.... Otis Sacrinty..... Wake Forest
 28. 259...C.... Milt Dropo..... Connecticut
 29. 268...B.... Lynn Brownson..... Stanford
 30. 279...B.... Joe Colone..... Penn State

31. 286...E.... Herb Shoener..... Iowa
 32. 295...T.... Bob Pievo..... Purdue

1948

1...1...B.... **Harry Gilmer**..... **Alabama**
 Bonus Selection
 1...4...B.... Lowell Tew..... Alabama
 3...16...C.... Tommy Thompson..... William & Mary
 5...28...B.... **Dan Sandifer**..... **LSU**
 6...38...B.... Jack Weisenberger..... Michigan
 7...48...B.... Jack Kurkowski..... Detroit
 8...58...T.... Jerry Cady..... Gustavus Adolphus
 9...68...B.... Bob Anderson..... Stanford
 10. 78...T.... **Mike Katrisha**..... **Southern Miss**
 11...88...T.... Ed Marshall..... Pennsylvania
 12...98...G.... Ted Andrus..... SW Louisiana
 13...108...B.... Carl Russ..... Rice
 14...118...B.... Chick Jagade..... Indiana
 15. 128...B.... **Eddie Quirk**..... **Missouri**
 16...138...B.... Art Pollard..... Arizona
 17...148...E.... Chuck Newman..... Louisiana Tech
 17...151...E.... Dale Schwartzkopf..... Texas Tech
 (from Green Bay)
 18...158...C.... Ray Pearcy..... Oklahoma
 19...168...T.... Gene Vellela..... Scranton
 20...178...B.... Cloyce Box..... West Texas State
 21...188...B.... Bryan Bell..... Wash. & Lee
 22...198...C.... Joel Williams..... Texas
 23...208...E.... Lou Hoitsma..... William & Mary
 24...218...G.... Floyd Lawhorn..... Texas Tech
 25...228...B.... Dick West..... Princeton
 26...238...E.... Roland Dakes..... Missouri
 27...248...T.... Ed Watkins..... Idaho
 28. 258...C.... **Don Corbitt**..... **Arizona**
 29. 268...B.... Buddy Bowen..... Mississippi
 30. 278...E.... Vic Paulson..... UC Santa Barbara
 31...286...B.... Barney Welch..... Texas A&M

1949

1...8...B.... **Rob Goode**..... **Texas A&M**
 2...18...T.... **Laurie Niemi**..... **Washington St.**
 3...28...T.... **Len Szafaryn**..... **North Carolina**
 4...38...B.... Mike DeNoia..... Scranton
 5...48...E.... Eddie Berrang..... Villanova
 6.....Choice to Philadelphia
 7...68...G.... Chet Fritz..... Missouri
 8...78...B.... Bob Kennedy..... North Carolina
 9...88...E.... Ed McNeil..... Michigan
 10...98...G.... Vic Vasicek..... Texas
 11...108...G.... Homer Hobbs..... Georgia
 12...118...T.... Harry Varner..... Arizona
 13...128...T.... Ed Henke..... USC
 14...138...E.... Pat Haggerty..... William & Mary
 15...148...T.... Gene Frassetto..... California
 16...158...T.... Dick Flowers..... Alabama
 17...168...B.... Ross Pritchard..... Arkansas
 18. 178...G.... **Herb Siegert**..... **Illinois**
 19...188...B.... Bob Hainlen..... Colorado State
 20...198...E.... Ollie Fletcher..... USC
 21...208...B.... Tommy Hughes..... Duke
 22...218...E.... Bill Clements..... UCLA
 23...228...B.... Frank Pattee..... Kansas
 24...238...G.... Jim Cullom..... California
 25. 248...B.... **Nick Sebek**..... **Indiana**

1950

1...6...B.... **George Thomas**..... **Oklahoma**
 2...19...B.... Hally Haynes..... Santa Clara
 3...32...T.... Lou Karras..... Purdue
 4...45...C.... Harry Ulinski..... Kentucky
 5...58...B.... **Frank Spaniel**..... **Notre Dame**
 6...71...G.... **Gene Pepper**..... **Missouri**
 7...84...T.... **Jerry Houghton**..... **Washington St.**
 8...97...E.... John Rohde..... Pacific
 9...110...T.... Don Winslow..... Iowa

10. 123...QB.... **Eddie LeBaron**..... **Pacific**
 11...136...E.... Dan Brown..... Villanova
 12...149...E.... Bill Chauncey..... Iowa State
 13...162...C.... Clay Davis..... Oklahoma State
 14...175...T.... Lyle Lutton..... Illinois
 15...188...E.... Alex Loyd..... Oklahoma State
 16. 201...B.... **Charlie Justice**..... **North Carolina**
 17...214...G.... Jim Cullom..... California
 18...227...B.... Alvin Duke..... Arkansas
 19...240...E.... Ed White..... Alabama
 20...253...T.... George Bayer..... Washington
 21. 266...G.... **Cas Witucki**..... **Indiana**
 22...279...T.... John deLaurentis..... Waynesburg
 23...292...E.... Joe Zurawleff..... Northwestern
 24...305...T.... Dick Tilton..... Nevada
 25...318...B.... Art Stewart..... SE Oklahoma
 26...331...B.... Earl Roth..... Maryland
 27...344...T.... Ed Lee..... Kansas
 28...357...B.... Ralph Shoaf..... West Virginia
 29...370...G.... Johnny Lundin..... Minnesota
 30...383...E.... Bob Noppinger..... Georgetown

1951

1...4...B.... **Leon Heath**..... **Oklahoma**
 2...15...B.... **Eddie Salem**..... **Alabama**
 2...21...T.... **Jim Staton**..... **Wake Forest**
 (from Philadelphia)
 3...29...T.... **Walt Yowarsky**..... **Kentucky**
 4...40...T.... Paul Gioski..... Rice
 5.....Choice to Chicago Cardinals
 6...65...E.... Jonn Martinkovic..... Xavier
 7...76...B.... **Johnny Papit**..... **Virginia**
 8...87...B.... **Billy Cox**..... **Duke**
 9...101...C.... Jake Rowden..... Maryland
 10...111...T.... James Janosek..... Purdue
 (from Baltimore)
 10...113...E.... Bob Jensen..... Iowa State
 (chosen from Baltimore)
 11...124...B.... Bill DeChard..... Holy Cross
 12...138...G.... Al Applegate..... Scranton
 13...149...B.... Dick Campbell..... Wyoming
 14...160...QB.... Adrian Burk..... Baylor
 (chosen from Baltimore)
 15...174...T.... Vic Thomas..... Colorado
 16...185...C.... Bob Bates..... Texas A&M
 17. 196...E.... **Gene Brito**..... **Loyola (CA)**
 18...210...B.... Dom Fucci..... Kentucky
 19...221...G.... Buddy Brown..... Arkansas
 20...232...B.... John Kerestes..... Purdue
 21...246...T.... Clarence Marable..... TCU
 22...257...C.... Elliot Speed..... Alabama
 23...268...B.... Cecil Martin..... N. Texas St.
 24...282...B.... Tom Powers..... Duke
 25...293...E.... Bob Chubb..... Shippsburg
 26. 304...B.... **Johnny Williams**..... **USC**
 27...318...B.... Bill Johnson..... Stetson
 28...329...G.... John Kadlec..... Missouri
 29...340...B.... Art Stewart..... SE Oklahoma
 30...354...T.... Nick Bokvack..... Pittsburgh

1952

1...7...B.... Larry Isbell..... Baylor
 2...19...B.... **Andy Davis**..... **George Washington**
 3...31...B.... **Al Dorow**..... **Michigan State**
 4...43...C.... Dick Hightower..... SMU
 5...55...G.... **Jim Clark**..... **Oregon State**
 6...67...G.... Ed Jenker..... Maryland
 7...79...B.... **Vic Janowicz**..... **Ohio State**
 8...91...T.... Hubert Johnston..... Iowa
 9...103...B.... **Dick Alban**..... **Northwestern**
 10. 115...E.... **Chet Ostrowski**..... **Notre Dame**
 11...127...E.... Orlando Mazza..... Michigan State
 12...139...C.... Frank Middendorf..... Cincinnati
 13...151...T.... Ray Potter..... LSU
 14...163...T.... Doug Conaway..... TCU

DRAFT HISTORY

15...175...T..... Julius Wittman Ohio State
 16...187...T..... Marv Berschet Illinois
 17...199...B..... Gil Bocetti Wash. & Lee
 18...211...E..... Ed Bartlett California
 19...223...B..... Joe Marvin UCLA
 20...235...C..... Roger Kinson Missouri
 21...247...T..... Dick Jenkins Illinois
 22...259...B..... Jim O'Rourke NC State
 23...271...T..... Ken Barfield Mississippi
 24...283...E..... Ted Kirkland Vanderbilt
 25...295...T..... Sal Gero Elon
 26...307...B..... Danny Goode Hardin-Simmons
 27...319...E..... Ben White SMU
 28...331...B..... Ron Engel Minnesota
 29...343...B..... John Pappa California
 30...355...B..... Bob Linn Case Western Reserve

1953

1....3.....B..... Jack Scarbath Maryland
 2....16.....T..... Dick Modzelewski Maryland
 3....27.....E..... Paul Dekker Michigan State
 4....40.....G..... Don Boll Nebraska
 5....51.....B..... Nick Carras Missouri
 6.....Choice to Los Angeles
 7.....Choice to Chicago Bears
 8....88.....E..... Lew Weidensaul Maryland
 9.....Choice to Chicago Cardinals
 10.....Choice to New York Giants
 11...123...B..... Alex Webster NC State
 12...136...C..... Buzz Nutter Virginia Tech
 13.....Choice to Chicago Cardinals
 14...160...B..... Ed Timmerman Michigan State
 15...170...T..... Dave Suminski Wisconsin
 16...184...E..... Jim Slay Mississippi
 17...195...B..... Bob Haner Villanova
 18...208...B..... Jim Turner Texas Tech
 19...219...T..... Tom Flyzik George Washington
 20...232...G..... Bill Link Wake Forest
 21...243...C..... Jim Dublinski Utah
 22...256...G..... Ed Pucci USC
 23...267...E..... Ed Bierne Detroit
 24...280...B..... Stan Butterworth Bucknell
 25...291...G..... Art Hurd Maryland
 26...304...T..... Walt Ashcraft USC
 27...315...T..... John Zanetti John Carroll
 28...328...B..... Bob Buckley USC
 29...339...B..... Pat Shires Tennessee
 30...352...B..... Bob Mathias Stanford

1954

1....8.....E..... Steve Meillinger Kentucky
 2....20.....C..... Jim Schrader Notre Dame
 3.....Choice to Los Angeles
 4....39.....B..... Ralph Felton Maryland
 (from Green Bay)
 4.....Choice to Detroit
 5....56...B..... Billy Wells Michigan State
 6....68...C..... Bill McHenry Washington & Lee
 7....80...T..... Harry Jagielski Indiana
 8....92...E..... Bill Marker West Virginia
 9....104...T..... Jerry Minnick Nebraska
 10...116...B..... Merrill Green Oklahoma
 11...128...B..... Gene Wilson South Carolina
 12...140...T..... Ben Dunkerly West Virginia
 13...152...B..... Roger Dornburg Wisconsin
 14...164...T..... Roger Nelson Oklahoma
 15...176...T..... Hugh Merck South Carolina
 16...188...E..... Gilmer Spring Texas
 17...200...B..... Jerry Cuddy Baylor
 18...212...C..... Walt Cudzik Purdue
 19...224...B..... Jerry Witt Wisconsin
 20...236...E..... Sam Morley Stanford
 21...248...T..... John Cavaglieri N. Texas St.
 22...260...B..... Max Schmaling Purdue
 23...272...G..... Pete Carrieri Villanova

24...284...E..... Will Renfro Memphis St.
 25...296...G..... George Rosso Ohio State
 26...308...B..... Dorsey Gibson Oklahoma State
 27...320...E..... Ken Yarborough North Carolina
 28...332...T..... Ron Hansen Minnesota
 29...344...B..... Ted Kress Michigan
 30...356...B..... Don Rondou Northwestern

1955

1....4.....QB..... Ralph Guglielmi Notre Dame
 2.....Choice to Los Angeles
 3...28...B..... Ray Perkins Syracuse
 4.....Choice to Detroit
 5...52...T..... Don Glantz Nebraska
 6.....Choice to Chicago Bears
 7....76...E..... Erik Christensen Richmond
 7....80...G..... Ron Marciniak Kansas State
 (from New York Giants)
 8....87...C..... Johnny Allen Purdue
 9...100...T..... John Miller Boston College
 10...111...G..... Tom Louderback San Jose State
 11...124...B..... Larry Parker North Carolina
 12...135...T..... John Barish Waynesburg
 13...148...T..... Len Oniskey Cornell
 14...159...E..... Tom Braatz Marquette
 15...172...B..... Charley Horton Vanderbilt
 16...183...B..... Hal Norris California
 17...196...G..... Don Shea Georgia
 18...207...B..... Don Bailey Penn State
 19...220...E..... Bob Dee Holy Cross
 20...231...T..... Ron Geyer Michigan
 21...244...B..... Buck George Clemson
 22...255...B..... Joe Boland George Washington
 23...268...C..... Chick Donaldson West Virginia
 24...279...T..... Bob Ready Notre Dame
 25...292...C..... Frank Radella Wyoming
 26...303...G..... Walt Houston Purdue
 27...317...B..... A.J. Baker Arkansas
 28...327...T..... Arch Cassidy Florida
 29...340...E..... Bing Bordier USC
 30...351...E..... Tom Petty Virginia Tech

1956

1....12...B..... Ed Vereb Maryland
 2....24...E..... John Paluck Pittsburgh
 3....36...B..... Fred Wyant West Virginia
 4....41...T..... Fran Machinsky Ohio State
 (from Philadelphia)
 4.....Choice to Los Angeles Rams
 5....59...B..... Gary Lowe Michigan State
 6.....Choice to Chicago Cardinals
 7....83...B..... Donnie Caraway Houston
 8....94...B..... Dick James Oregon
 9...107...B..... Whitey Rouviere Miami (Fla.)
 10.....Choice to Pittsburgh
 11...131...G..... Tom Powell Colgate
 12...141...B..... Jerry Planutis Michigan State
 (from New York Giants)
 12...142...T..... Gil Moreno UCLA
 13...155...G..... Jerry Ward Dayton
 14...166...B..... Pat Uebel Army
 15.....Choice to Chicago Cardinals
 16...190...G..... Wells Gray Wisconsin
 17...203...QB..... Eagle Day Mississippi
 18...214...E..... Jim Pyburn Auburn
 19...227...G..... Ray Lemek Notre Dame
 20...238...B..... Vince Gonzales LSU
 21...251...E..... Howard Schellenberger Kentucky
 22...262...T..... George Nicola Notre Dame
 23...275...B..... Don St. John Xavier
 24...286...C..... Johnny Tatum Texas
 25...299...G..... Franklin Brooks Georgia Tech
 26...310...B..... Dave Burnham Wheaton
 27...323...B..... Royce Flippin Princeton
 28...334...B..... Billy Hicks Alabama

29...347...G..... Pat Bisceglia Notre Dame
 30...357...G..... Buck Nystrom Michigan State

1957

1....9.....B..... Don Bosseler Miami (Fla.)
 2....21...E..... Joe Walton Pittsburgh
 3....33...B..... Eddie Sutton North Carolina
 4....40...B..... Jim Podoley Cent. Michigan
 (from Pittsburgh)
 5.....Choice to Los Angeles
 6....69...T..... J.T. Frankenberger Kentucky
 7....81...T..... Wally Merz Colorado
 8....93...E..... Paul Lopata Yale
 9....105...G..... Galen Laack Pacific
 10...117...B..... Don Dobrino Iowa
 11...129...T..... Dick Foster Idaho
 12...141...QB..... Wade Mitchell Georgia Tech
 13...153...B..... Claude Austin George Washington
 14...165...T..... George Rice Wofford
 15...177...E..... Brad Bomba Indiana
 16...189...B..... Joe Brodsky Florida
 17...201...B..... Fred Brock Wheaton
 18...213...G..... Ed Sakach George Washington
 19...225...B..... John Bauer Villanova
 20...237...E..... Buddy Frick South Carolina
 21...249...B..... Sam Owen Georgia Tech
 22...261...G..... Ed Voytek Purdue
 23...273...G..... Al Viola Northwestern
 24...285...C..... Bob Jennings Furman
 25...297...T..... Dick Cassels Catawba
 26...309...B..... Paul Rentberry Georgia Tech
 27...321...T..... Ormand Anderson Georgia Tech
 28...333...B..... Guy Martin Colgate
 29...345...E..... George Benedict Springfield
 30...356...B..... Art Luppino Arizona

1958

1.....Choice to Los Angeles
 2....16...B..... Mike Sommer George Washington
 3....28...B..... Stan Flowers Georgia Tech
 3....31...B..... Bill Anderson Tennessee
 (from Philadelphia)
 4....40...QB..... Dan Nolan Lehigh
 5....54...QB..... Jim Van Pelt Michigan
 6....66...B..... Dick Lynch Notre Dame
 7....78...T..... Leon Bennett Boston College
 8....90...E..... Buddy Payne North Carolina
 9....102...C..... Frank Kuchta Notre Dame
 10...114...T..... Ben Preston Auburn
 11...126...T..... Darrell Dess NC State
 12...138...G..... Eddie Michaels Villanova
 13...150...QB..... Ken Ford Hardin-Simmons
 14...162...E..... Jack Farris Penn State
 15...174...T..... Jack Davis Maryland
 16...186...E..... Fred Polzer Virginia
 17...198...T..... Fred Witt Richmond
 18...210...B..... Lennie King Connecticut
 19...222...C..... Don Stephenson Georgia Tech
 20...234...E..... Lou Pelham Florida
 21...246...G..... Jackie Simpson Mississippi
 22...258...B..... Charley Sanders West Texas State
 23...270...E..... Ron Schomburger Florida State
 24...282...E..... Rod Hanson Illinois
 25...294...C..... John Groom TCU
 26...306...G..... Frank Bloomquist Iowa
 27...318...E..... Perry Gehring Minnesota
 28...330...C..... Joe Biggs Hardin-Simmons
 29...342...B..... Ed Coffin Syracuse
 30...353...E..... Ted Smith Georgia Tech

1959

1....4.....QB..... Don Allard Boston College
Choice to Los Angeles
 3....28...T..... Emil Karas Dayton
 4....40...E..... Jim Wood Oklahoma State

DRAFT HISTORY

5....49....T.... Bob Wetoska.....Notre Dame
(from Green Bay)
 5..... Choice to Chicago Cardinals
 6....65....T.... Jim McFalls.....VMI
 7....76....T.... Don Lawrence.....Notre Dame
 7....79....QB.... Mitch Oglego.....Iowa
(from Pittsburgh)
 7....81....E.... Jim Kenney.....Boston University
(from Chicago Bears)
 8....89....E.... Gene O'Pella.....Villanova
 9....100....B.... Dick Haley.....Pittsburgh
 10....113....B.... Ron Toth.....Notre Dame
 11....124....G.... Gerry Marciniak.....Michigan
 12....137....T.... Roger Wypyszynski.....St. Norbert
 13....148....E.... Billy Shoemaker.....LSU
 14....161....G.... Kurt Schwarz.....Maryland
 15....172....E.... Fred Hood.....NE Oklahoma
 16....185....T.... Dick Splain.....New Haven
 17....196....G.... Jim Healy.....Holy Cross
 18....209.QB.... Joe Kapp.....California
 19....220....B.... Bobby Lauder.....Auburn
 20....233....B.... Billy Brewer.....Mississippi
 21....244....B.... Mel Reight.....West Virginia
 22....257....E.... Art Gob.....Pittsburgh
 23....268....B.... Clarence Alexander.....SE Louisiana
 24....281....B.... George Darrah.....Franklin & Marshall
 25....292....T.... Bob Sargent.....Colby
 26....305....T.... Gene Grabosky.....Syracuse
 27....316....B.... Norm Odyniec.....Notre Dame
 28....329....B.... Billy Austin.....Rutgers
 29....340....G.... Don Luckwood.....Tulane
 30....353....B.... Jim Colclough.....Boston College

1960

1....4....QB.... Richie Lucas.....Penn State
 Choice to San Francisco
 2....21....HB.... Sam Horner.....VMI
(from Chicago Bears)
 3....28....T.... Andy Stynchula.....Penn State
 Choice to Philadelphia
 4....48....G.... Vince Promuto.....Holy Cross
(from New York)
 5....52....T.... Don Stallings.....North Carolina
 6....64....E.... Dave Hudson.....Florida
 7..... Choice to Pittsburgh
 8....87....G.... Earl Kohlhaas.....Penn State
(from Detroit)
 9..... Choice to San Francisco
 9....100....E.... Dwight Bumgarner.....Duke
 Choice to Baltimore
 10....124....C.... Jim Efrid.....Colorado State
 11....136.HB.... Jim Crotty.....Notre Dame
 13....148....E.... Bill Herron.....Georgia
 14....160....B.... Charlie Milstead.....Texas A&M
 15....172....G.... Bernie Darre.....Tulane
 16....184....B.... Joe Kulbacki.....Purdue
 17....198....G.... Billy Roland.....Georgia
 18....208....G.... John Lawrence.....NC State
 19....220....G.... Ron Maltony.....Purdue
 20....232.HB.... Jimmy Wolf.....Panhandle St.

1961

1....2....QB.... Norm Sneed.....Wake Forest
(from Dallas)
 1....3....T.... Joe Rutgers.....Illinois
 Choice to New York
 3..... Choice to St. Louis
 3....39....B.... Jim Cunningham.....Pittsburgh
(from New York)
 4..... Choice to Los Angeles
 5..... Choice to Pittsburgh
 6....72....B.... Joe Krakoski.....Illinois
(from Dallas)
 6....73....T.... John O'Day.....Miami (Fla.)
 7....87....B.... Jim Kerr.....Penn State

8....101....E.... Charlie Barnes.....NE Louisiana
 9....115....B.... Joel Arrington.....Duke
 10..... Choice to Cleveland
 11....143....T.... Riley Mattson.....Oregon
 12....157....E.... Bob Coolbaugh.....Richmond
 13....171....B.... Doug Elmore.....Mississippi
 14....185....B.... Doyle Schick.....Kansas
 15....199....E.... Bob Johnson.....Michigan
 16....213....T.... Ron Petty.....Louisville
 17....227....B.... Joe Bellino.....Navy
 18....241....T.... George Tolford.....Ohio State
 19....255....E.... Tony Romeo.....Florida State
 20....269....G.... Mike Ingram.....Ohio State

1962


1....1....B.... Ernie Davis.....Syracuse
 2....15....B.... Joe Hernandez.....Arizona
 3....29....E.... Bob Mitinger.....Penn State
 4....43....T.... Billy Neighbors.....Alabama
 5..... Choice to Chicago
 6..... Choice to San Francisco
 7....85....HB.... Bert Coan.....Kansas
 8....99....FB.... Ron Hatcher.....Michigan State
 9....113....E.... Dave Viti.....Boston University
 10....127....G.... John Childress.....Arkansas
 11....141....T.... Carl Palazzo.....Adams State
 12....155....HB.... Terry Terrebonne.....Tulane
 13....169....E.... Bill Whisler.....Iowa
 14....183....HB.... Jim Costen.....South Carolina
 15....197....T.... Len Vella.....Georgia
 16....211....E.... Tommy Brooker.....Alabama
 17....225....G.... Alan Miller.....Ohio University
 18....239....B.... Carl Charon.....Michigan State
 19....253....B.... Claude Crabb.....Colorado
 20....267.QB.... Ed Trancygier.....Florida State

1963

1....7....E.... Pat Richter.....Wisconsin
 2....22....B.... Lonnie Sanders.....Michigan State
 3....35....T.... Ron Snidow.....Oregon
 4..... Choice to San Francisco
 5..... Choice to Green Bay
 6....78....T.... Charley Nickoson.....Ohio University
 7....91....B.... Dave Francis.....Ohio State
 8..... Choice to Philadelphia
 9....119....B.... Billy Joe.....Villanova
 10....134....G.... Rod Foster.....Ohio State
 11....147....E.... Allen Schau.....Western Michigan
 12....162....C.... Bob Caldwell.....Georgia Tech
 13....175....E.... John Greiner.....Purdue
 14....190....B.... Tom Winingder.....Georgia Tech
 15....203.LB.... Harry Butsko.....Maryland
 16....218....G.... Dave Adams.....Arkansas
 17....231.HB.... Ron Whaley.....Tenn.-Chattanooga
 18....246....E.... Drew Roberts.....Cal State-Humboldt
 19....259.QB.... Jim Turner.....Utah State
 20....274....T.... Joe Baughan.....Auburn

1964

1....3....HB.... Charley Taylor.....Arizona State



2....18....B.... Paul Krause.....Iowa
 3..... Choice to Los Angeles
 4..... Choice to Philadelphia
 5....59....FB.... Jim Snowden.....Notre Dame
 6....74....E.... Russ Brown.....Florida
 7....87....QB.... Dick Shiner.....Maryland
 8..... Choice to San Francisco
 9....115....C.... Len Hauss.....Georgia
 10....130....B.... Rick Leeson.....Pittsburgh
 11....143.LB.... Gene Donaldson.....Purdue
 12....158....T.... Bob Zvolerin.....Tennessee
 13....171....B.... Tom McDonald.....Notre Dame
 14....186....B.... Tom Urbanik.....Penn State
 15....199....T.... Dick Evers.....Colorado State
 16....214....B.... Tommy Walters.....Mississippi
 17....227....B.... Ozzie Clay.....Iowa State
 18....242....G.... Bob Jones.....Nebraska
 19....255....G.... John Seedborg.....Arizona State
 20....270....B.... Gordon Guest.....Arkansas

1965

1..... Choice to Chicago
 2....21....T.... Bob Breitenstein.....Tulsa
 3....34....B.... Kent McCloughan.....Nebraska
 4..... Choice to Baltimore
 5..... Choice to New York
 6..... Choice to Philadelphia
 7..... Choice to Chicago
 8....105G/LB.... Don Craftcheck.....Indiana
 9....118....E.... Jerry Smith.....Arizona State
 10....133.FB.... Bob Briggs.....Central State (OK)
 11....146....G.... Willie Adams.....New Mexico State
 12....160....T.... John Strommeyer.....Nebraska
 13....174....HB.... Biff Bracy.....Duke
 14....189.HB.... Dave Estrada.....Arizona State
 15....202....B.... Ben Baldwin.....Vanderbilt
 16....217....G.... Robert Reed.....Tennessee A&I
 17....230....E.... Gary Hart.....Vanderbilt
 18....245.LB.... Chris Hanburger.....North Carolina
 19....258....B.... Roosevelt Ellerbe.....Iowa State
 20..... Choice to Baltimore

1966

1....6....K.... Charlie Gogolak.....Princeton
 2....21....T.... Walter Barnes.....Nebraska
 3....38....FB.... Tom Barrington.....Ohio State
 4....53....QB.... Bill Clay.....Mississippi
 5....70....T.... Dick Lemay.....Vanderbilt
 6....94....T.... Earl Yates.....Choice to Chicago
(from Green Bay)
 7....101....T.... George Patton.....Georgia
 8....115....FB.... Stan Mitchell.....Tennessee
 9....131.LB.... Jack Shinholser.....Florida State
 10....145.OB.... Caesar Belsler.....Arkansas-Pine Bluff
 11....161....FL.... Dick Reding.....Northwestern St.
 12....175.LB.... John Stjepich.....Utah
 13....191....C.... Heath Wingate.....Bowling Green
 14....205.HB.... Jerry Lovelace.....Texas Tech
 15....221.HB.K.... Hal Seymour.....Florida
 16....235.HB.... Hal Wantland.....Tennessee
 17....251....E.... Mitch Zalnasky.....Pittsburgh
 18....265.HB.... Joe Burson.....Georgia
 19....281....E.... Andre White.....Florida A&M
 20....295....C.... John Kelly.....Florida A&M

1967


1....13....FB.... Ray McDonald.....Idaho
 2....39....DT.... Spain Musgrove.....Utah State
 3....64....DB.... Curg Belcher.....BYU
 4..... Choice to Green Bay
 5..... Choice to Houston through DAL
 6....135....T.... Don Bandy.....Tulsa
(from NY Giants through MIN)
 6..... Choice to Detroit

DRAFT HISTORY

7....168...B.... Bruce Matte..... Miami (Ohio)
 (from Pittsburgh)
7.... 172...FL.... John Love..... N. Texas St.
8.... 190G-LB... Larry Hendershot..... Arizona State
 (from Atlanta)
 8..... Choice to Minnesota
 9....222...HB.... Pete Larson..... Cornell
 10...247...DT.... Tim Houtton..... St. Norbert
 (from Chicago)
 10...250...DB.... Bruce Sullivan..... Illinois
 11....275...C.... Bill Brown..... UTEP
 12...300...E.... Ron Sepic..... Ohio State
 13...328...LB.... Bob Rodwell..... E. Michigan
 14...353...HB.... Andy Socha..... Marshall
15... 378...G.... Ed Breeding..... Texas A&M
 16...406...DB.... Alfredo Avila..... Sul Ross
 17...431...T.... Lyle Baucom..... Cal State-San Fran.

1968

1.... 12....DB.... Jim 'Yazoo' Smith..... Oregon
 2.... 38....LB.... Tom Roussel..... Southern Miss
 (from Cleveland)
4.... 94....DT.... Dennis Crane..... USC
5.... 113...TE.... Ken Barefoot..... Virginia Tech
 (from Atlanta)
5.... 117....K.... Mike Bragg..... Richmond
 (from Minnesota)



5..... Choice to Philadelphia
6.... 149...G.... Willie Banks..... Alcorn State
7.... 176...RB.... Bob Brunet..... LSU
 8....203...RB.... Brian Magnuson..... Montana
 9....230...DB.... Frank Liberatore..... Clemson
 10..... Choice to Baltimore
 11...284...DT.... Tom Garretson..... Northwestern
 12...311...DT.... Dave Weedman..... W. Washington
 13...338...T.... Mike St. Louis..... Cent. Missouri
 14...365...T.... Dave Zivich..... UC Santa Barbara
 15...392...G.... Cogger Coverson..... Texas Southern
 16...419...RB.... Willie Turner..... Jackson St.
17... 448 DT.... Frank Bosch..... Colorado

1969

1..... Choice to Los Angeles
 2..... Choice to St. Louis
 2....46....DB.... Eugene Epps..... UTEP
 (from Cleveland)
 3....62....RB.... Ed Cross..... Arkansas-Pine Bluff
 (from Baltimore)
 5....114...DB.... Bill Kishman..... Colorado State
6.... 139...LB.... Harold McLinton..... Southern
 7....166...RB.... Jeff Anderson..... Virginia
7.... 173...C.... John Didion..... Oregon State
 (from Minnesota)
8.... 191...RB.... Larry Brown..... Kansas State
 9..... Choice to Philadelphia
 10..... Choice to Philadelphia
 11...269...DT.... Eric Norri..... Notre Dame
 12...295...DB.... Bob Shannon..... Tennessee St.
 13...322...DB.... Mike Shook..... N. Texas St.
 14...347...DT.... Rick Brand..... Virginia
 15...374...T.... Paul Rogers..... Virginia

16...399...LB.... Mike Washington..... Southern
 17...426...DE.... Rich Dobbert..... Springfield

1970

1..... Choice to San Francisco
2.... 43...DE.... Bill Brundige..... Colorado
 3..... Choice to St. Louis
 4..... Choice to Baltimore
4.... 103...T.... Paul Laaveg..... Iowa
 (from MIN through Rams through ND)
5.... 114...DT.... Manny Sistrunk..... Arkansas A&M
 (from New Orleans)
5.... 121...RB.... Danny Pierce..... Memphis St.
 6..... Choice to Atlanta
 7...173...WR... Roland Merritt..... Maryland
7.... 178...DT.... James Harris..... Howard Payne
 (from Los Angeles)
 8...200...DB.... Paul Johnson..... Penn State
 9...225...T.... Ralph Sonntag..... Maryland
 10..... Choice to Green Bay
11... 277...TE.... Mack Alston..... Md. Eastern Shore
 12...303...LB.... James Kates..... Penn State
 13...329...T.... Joe Patterson..... Lawrence
 14...355...RB.... Tony Moro..... Dayton
 15...381...C.... Vic Lewandowsky..... Holy Cross
 16...407...WR... Steve Bushore..... Emporia St.
 17...433...DT.... Earl Maxfield..... Baylor

1971

1..... Choice to Los Angeles
 2...38...WR... Cotton Speyrer..... Texas
 3..... Choice to Los Angeles
 4..... Choice to New Orleans
 5..... Choice to Green Bay
 6...141...G.... Conway Hayman..... Delaware
 7...166...DB.... Willie Germany..... Morgan St.
 8..... Choice to New Orleans
9... 219...DE.... Mike Fanucci..... Arizona State
 10...244...RB.... Jesse Taylor..... Cincinnati
11... 272...T.... George Starke..... Columbia
12... 297...DB.... Jeff Severson..... Long Beach State
13... 322...C.... Dan Ryczek..... Virginia
 14...349...QB.... Bill Bynum..... W. New Mexico
 15...375...G.... Tony Christnovich..... Wisc.-La Crosse
 16...400...LB.... Glenn Tucker..... N. Texas St.
 17..... Choice to New Orleans

1972

1..... Choice to NY Jets
 2..... Choice to Baltimore
 3..... Choice to New England through LA
 4..... Choice to New Orleans through LA and PHI
 5..... Choice to Los Angeles
 6..... Choice to Los Angeles
 7..... Choice to NY Giants
8.... 203 RB.... Moses Denson..... Md. Eastern Shore
 9...229...DE.... Steve Boekholder..... Drake
 10...255...WR... Mike Oldham..... Michigan
 11...281...DB.... Jeff Welch..... Arkansas AS
 12...307...QB.... Don Bunce..... Stanford
13... 332.WR... Frank Grant..... S. Colorado
 14...365...G.... Mike O'Quinn..... McNeese St.
 15...385...DE.... Carl Taioti..... Colorado
 16...411...DB.... S. Higginbotham..... Alabama
 17...437...LB.... Kevin Clemente..... Boston College

1973

1..... Choice to San Diego through BAL
 2..... Choice to New Orleans through NYJ
 3..... Choice to Buffalo
 4..... Choice to Buffalo
 5...117...G.... Charles Cantrell..... Lamar
 (from Atlanta)
 5..... Choice to Los Angeles
 6..... Choice to NY Jets

7..... Choice to Buffalo
 8..... Choice to New Orleans
8.... 193...TE.... Mike Hancock..... Idaho State
 (from Los Angeles)
 9...218...RB.... Rich Galbos..... Ohio State
 (from Baltimore)
 9...233...LB.... Eddie Sheats..... Kansas
10... 245...DB.... Ken Stone..... Vanderbilt
 (from Los Angeles)
 11..... Choice to Los Angeles
 12...311...G.... Ernie Webster..... Pittsburgh
13... 337...DT.... Dennis Johnson..... Delaware
 14...363...DB.... Herb Marshall..... Cameron
 15..... Choice to Los Angeles
 16...415...K.... Mike Wedman..... Colorado
 17...441...RB.... Jeff Davis..... Mars Hill

1974

1..... Choice to Chicago through LA
 2..... Choice to San Francisco
 3..... Choice to NY Jets
 4..... Choice to Los Angeles
 5..... Choice to New England through ND
 6...144...TE.... Jon Keyworth..... Colorado
 (from Kansas City)
 6..... Choice to Cincinnati through ND
 7..... Choice to New England
7.... 180...LB.... Mike Varty..... Northwestern
 (from Los Angeles)
 8...196...RB.... Darwin Robinson..... Dakota St.
 (from Cleveland)
 8..... Choice to Buffalo
 9...218...DE.... Mark Sens..... Colorado
 (from New England)
 9...228...K.... Mike Flater..... Colorado School of Mines
 9...233...TE.... Jim Kennedy..... Colorado State
 (from Los Angeles)
 10...258...DB.... Johnny Vann..... S. Dakota
 11...282...T.... Joe Miller..... Villanova
 12..... Choice to Baltimore
13... 332...LB.... Stu O'Dell..... Indiana
 14...361...QB.... Don Van Galder..... Utah
 15..... Choice to San Diego
 16...411...RB.... Nate Anderson..... E. Illinois
 17..... Choice to Baltimore

1975

1..... Choice to San Diego
 2..... Choice to Green Bay
 3..... Choice to San Francisco
 4..... Choice to Buffalo
 5..... Choice to SD through LA and BUF
5.... 108...RB.... Mike Thomas..... UNLV
 (from Cleveland)
 6...147...T.... Mark Doak..... Nebraska
 (from Denver)
 7..... Choice to Chicago through STL
 8..... Choice to San Diego
9.... 228...DE.... Dallas Hickman..... California
 10..... Choice to Miami
 11...277...DB.... Ardell Johnson..... Nebraska
 (from Denver)
 11...282...DE.... Jerry Hackenbruck..... Oregon State
 12..... Choice to New England
 13...344...DB.... Morris McKie..... N. Carolina A&T
 14...359...LB.... Dave Benson..... Weber State
 15...384...C.... Art Kuehn..... UCLA
 16...412...G.... Dennis Pavelka..... Nebraska
 17...437...DE.... Carl Taylor..... Memphis St.

1976

1..... Choice to Miami
 2..... Choice to Detroit through SD
 3..... Choice to New Orleans through SD
 4..... Choice to Oakland through SD

DRAFT HISTORY

5..... Choice to St. Louis
 5...148...G.... Mike Hughes..... Baylor
 (from St. Louis)
 6..... Choice to Kansas City
 6...179...DB.... Tom Marvaso..... Cincinnati
 (from Los Angeles)
 7..... Choice forfeited
 8..... Choice to Buffalo through ATL
8... 234.WR ... Brian Fryer..... Alberta
 (selection voided)
 9...254...G.... Curtis Akins..... Hawaii
 10...272...LB... Paul Strohmeier..... Washington
 (from Chicago)
 10..... Choice to Miami
 11...308...DE... Dean Gissler..... Nebraska
 12...342...DB... Walter Tullis..... Delaware St.
 13...364...DB... Waymon Britt..... Michigan
 14...393...DB... Quinn Buckner..... Indiana
 (selection voided)
 15..... Choice to St. Louis
 15...426...RB... John Monroe..... Bluefield St.
 (from St. Louis)
 16..... Choice to Baltimore through STL
 17...476...DB... Chuck Wills..... Oregon

1977

1..... Choice to St. Louis
 2..... Choice to Los Angeles through SD
 3..... Choice to San Diego
 4...97...DE.... Duncan McColl..... Stanford
 (from Miami)
 4..... Choice to Kansas City
 5..... Choice to Los Angeles
 6..... Choice to Atlanta
 7..... Choice to OAK through HDU and NYG
7...189...TE... Reggie Haynes..... UNLV
 (from Los Angeles)
 8..... Choice to Kansas City
 9..... Choice to Atlanta
 9...246...RB... Mike Northington..... Purdue
 (from Los Angeles)
 10...273...RB... James Sykes..... Rice
11... 300 DB ... Don Harris..... Rutgers
 12...327...DE... Curtis Kirkland..... Missouri

1978

1..... Choice to St. Louis
 2..... Choice to Los Angeles
 3..... Choice to Los Angeles
 4..... Choice to Cleveland through LA
 5..... Choice to Philadelphia
 6..... Choice to New Orleans through HDU
6... 159. RB ... Tony Green..... Florida
 (from Minnesota through SF)
 7..... Choice to Kansas City
 8...202.WR... Walker Lee..... North Carolina
 (from San Francisco)
 8..... Choice to Atlanta
8... 219. LB ... Don Hover..... Washington St.
 (from Los Angeles)
 9...243.QB... John Hurley..... Santa Clara
 10...270...DE... Scott Hertenstein..... Azusa Pacific
 11...297...DE... Mike Williams..... Texas A&M
 12...324...G.... Steve McCabe..... Bowdoin


1979

1..... Choice to Cincinnati
 2..... Choice to Oakland through STL
 3..... Choice to Baltimore through HDU
 4..... Choice to Philadelphia
4... 103 .TE ... Don Warren..... San Diego St.
 5..... Choice to Cleveland
 6..... Choice to Baltimore
 7..... Choice to New England
7... 182. LB ... Rich Milot..... Penn State

..... (from Seattle)
 8..... Choice to Miami
9... 233.WR ... Kris Haines..... Notre Dame
 10..... Choice to Kansas City
11... 289 LB ... Monte Coleman..... Arkansas St.
 11...300.WR... Tony Hall..... Knoxville
 (from New England)
 12..... Choice to Cleveland

1980

1... 18 ...WR ... Art Monk..... Syracuse



2..... Choice to Los Angeles
2... 55 ...DE ... Mat Mendenhall..... BYU
 3..... Choice to San Francisco through LA
 4..... Choice to Tampa Bay
 5..... Choice to Buffalo
6...155...LB... Farley Bell..... Cincinnati
7... 187 ...G... Melvin Jones..... Houston
 8..... Choice to Miami
 9...241...WR... L. McCullough..... Illinois
 10...268...RB... Lewis Walker..... Utah
 11...295...DE... Mike Matocha..... UTA
 12...327...DE... Marcene Emmett..... N. Alabama

1981

1..... Choice to Los Angeles
1... 20 ...T... Mark May..... Pittsburgh
 (from Los Angeles)
 2..... Choice to San Francisco
 3..... Choice to Los Angeles
3... 69 ...G... Russ Grimm..... Pittsburgh
 (from Miami through LA)
4... 90 ...QB ... Tom Flick..... Washington
 (from Green Bay)
 4..... Choice to Cleveland
5...119...DE... Dexter Manley..... Oklahoma State
 5...132...G.... Gary Sayre..... Cameron
 (from Los Angeles)
6... 148 . LB ... Larry Kubin..... Penn State
 7..... Choice to Los Angeles
8... 201.WR ... Charlie Brown..... S. Carolina St.
9... 231...G... Darryl Grant..... Rice
 10...257...QB... Phil Kessel..... N. Michigan
 10...267...T.... Allan Kennedy..... Washington St.
 (from New England through CLE)
 11...284.WR... Jerry Hill..... N. Alabama
12... 314.WR ... Clint Didier..... Portland St.

1982

1..... Choice to Baltimore through LA
 2..... Choice to New England through SF
2... 49 ...DB ... Vernon Dean..... San Diego St.
 (from San Diego through LA
 3...61...WR... Carl Powell..... Jackson St.
 (from Los Angeles)
 3..... Choice to New Orleans
4... 99 ...DE ... Todd Liebenstein..... UNLV
 5..... Choice to St. Louis
5... 133...TE ... Michael Williams..... Alabama A&M

..... (from Buffalo)
 6...153...LB... Lamont Jeffers..... Tennessee
 7...180...LB... John Schachtner..... N. Arizona
 Choice to Cleveland
 8...223...DT... Ralph Warthen..... Gardner Webb
 (from San Francisco through ND)
9... 226. DB ... Ken Coffey..... SW Texas St.
 (from New Orleans)
 9...238...DT... Randy Trautman..... Boise State
 10...254...DE... Harold Smith..... Kentucky St.
 (from New Orleans)
 10...265...DB... Terry Daniels..... Tennessee
11... 281...K... Dan Miller..... Miami (Fla.)
 (from Miami)
11... 291. QB ... Bob Holly..... Princeton
 12...309...T.... Don Laster..... Tennessee St.
 (from New Orleans)
 12...322...LB... Jeff Goff..... Arkansas

1983

1... 28 ...DB ... Darrell Green..... Texas A&I
 2...56...RB... Richard Williams..... Memphis St.
3... 84 ...DE ... Charles Mann..... Nevada
 4..... Choice to Buffalo through ND
 5..... Choice to Pittsburgh
 6...166...T.... Bob Winckler..... Wisconsin
 (from LA Raiders)
6... 168. QB ... Babe Laufenberg..... Indiana
 7...196...RB... Kelvin Bryant..... North Carolina
 8...224...T.... Todd Hallstrom..... Minnesota
 9...251...RB... Marcus Gilbert..... TCU
 10...279...LB... Geff Gandy..... Baylor
 11..... Choice to San Diego
 12..... Choice to NY Giants

1984

1..... Choice to NY Giants
 2...31...DT... Bob Slater..... Oklahoma
 (from NY Giants)
2... 55 ...DE ... Steve Hamilton..... East Carolina
3... 83 ...QB ... Jay Schroeder..... UCLA
4... 102. RB ... Jimmy Smith..... Elon
 (from LA Rams through HDU)
 4..... Choice to Pittsburgh
 5...125...LB... Jeff Pegues..... East Carolina
 (from CHI through SD, SEA and NYG)
 5..... Choice to SF through LA Raiders
 6...167...T.... Curt Singer..... Tennessee
 7...195...WR... Mark Smith..... North Carolina
 8...223...DB... Jeff Smith..... Missouri
 9..... Choice to New England
10... 279. RB ... Keith Griffin..... Miami (Fla.)
11... 306.TE ... Anthony Jones..... Wichita St.
 12...335.WR... Curtland Thomas..... Missouri

1985

..... Choice to New Orleans
 2...33...DB... Tory Nixon..... San Diego St.
 (from Atlanta)
 2..... Choice to St. Louis through ATL
 3..... Choice to Raiders through HDU
 4..... Choice to LA Raiders
5... 122. RB ... Raphael Cherry..... Hawaii
 (from New Orleans)
 5..... Choice to Pittsburgh
 6...163...TE... Danzell Lee..... Lamar
 (from Philadelphia)
7... 185. RB ... Lionel Vital..... Nicholls State
 (from St. Louis through KC)
 7..... Choice to LA Raiders through NE
8... 219. DB ... Barry Wilburn..... Mississippi
 9...247...G.... Mitch Geier..... Troy State
10... 263. RB ... Terry Orr..... Texas
 (from New Orleans)

DRAFT HISTORY

10.....Choice to LA Raiders
 11...290..G....Raleigh McKenzie.....Tennessee
(from New Orleans)
 11...304 DB...Garry Kimble.....Sam Houston St.
 12...309 DT...Dean Hamel.....Tulsa
(from Buffalo)
 12...331..LB...Bryan Winn.....Houston

1986

1.....Choice to Atlanta
 2...30...DE...Markus Koch.....Boise State
(from Atlanta)
 2...45...WR...Walter Murray.....Hawaii
(from San Francisco)
 2.....Choice to PHI through LA Raiders
 3...75...DB...Alvin Walton.....Kansas
 4.....Choice to SF through LA Rams
 5...113..LB...Ravin Caldwell.....Arkansas
(from Atlanta)
 5.....Choice to Philadelphia through ATL
 6...146..QB...Mark Rypien.....Washington St.
(from Kansas City)



6...156...G....Jim Huddleston.....Virginia
(from San Francisco)
 6.....Choice to Atlanta
 7...186..RB...Rick Badanjek.....Maryland
 8...213..LB...Kurt Gouveia.....BYU
 9...239 DB...Wayne Asberry.....Texas A&M
 10.....Choice to San Francisco
 11...297..RB...Kenny Falls.....Henderson St.
 12...323.WR...Eric Yarber.....Idaho

1987

1.....Choice to San Francisco
 2...30...DB...Brian Davis.....Nebraska
(from Indianapolis)
 2...48...T....Wally Kleine.....Notre Dame
(from NY Jets through LA Raiders)
 2.....Choice to LA Raiders
 3.....Choice to Raiders through NE
 4.....Choice to Buffalo
 5...117...RB...Timmy Smith.....Texas Tech
(from Buffalo)
 5.....Choice to Tampa Bay
 6...144..DB...Steve Gage.....Tulsa
(from Buffalo)
 6...164...T....Ed Simmons.....E. Washington
 7...192..DB...Johnny Thomas.....Baylor
 8...219..DB...Clarence Vaughn.....N. Illinois
 9...249..RB...Alfred Jenkins.....Arizona
 10...274.WR...Ted Wilson.....Central Florida
 11...304.WR...Laron Brown.....Texas
 12...331...C....Ray Hitchcock.....Minnesota

1988

1.....Choice to Chicago
 2...55...K....Chip Lohmiller.....Minnesota
 3...66...KR...Mike Olyphant.....Puget Sound
(from LA Rams)

3.....Choice to LA Rams
 4...109..RB...Jamie Morris.....Michigan
 5...127..DB...Carl Mirns.....Sam Houston St.
(from New England)
 5.....Choice to LA Rams
 6...159..QB...Stan Humphries.....NE Louisiana
(from Indianapolis)
 6.....Choice to LA Rams
 7...193..DB...Harold Hicks.....San Diego St.
 8...221..RB...Darryl McGill.....Wake Forest
 9...249..LB...Blake Peterson.....Mesa Co.
 10...277..T....Henry Brown.....Ohio State
 11...305..DE...Curt Koch.....Colorado
 12...315...P....Wayne Ross.....San Diego St.
(from LA Rams)
 12.....Choice to LA Rams

1989

1.....Choice to Chicago
 2.....Choice to Dallas through LA Raiders
 3...66...DT...Tracy Rocker.....Auburn
Choice to New England
 4...110..WR...Erik Affholter.....USC
(from Chicago through LA Raiders)
 5.....Choice to Green Bay
 5...129..DB...Tim Smiley.....Arkansas St.
(from Indianapolis)
 5...139..DE...Lybrant Robinson.....Delaware St.
(from San Fran. through LA Raiders)
 6...149..DB...AJ Johnson.....SW Texas St.
 7...179..LB...Kevin Hendrix.....South Carolina
 8.....Choice to Green Bay
 9...233..TE...Charles Darrington.....Kentucky
 10...263..C....Mark Schlereth.....Idaho
 11.....Choice to TB through LA Rams
 12...316..TE...Jimmie Johnson.....Howard
(from San Diego)
 12...317..RB...Joe Mickles.....Mississippi

1990

1.....Choice to Atlanta
 2...46...LB...Andre Collins.....Penn State
 3...76...G....Moe Elewonibi.....BYU
 4...86...QB...Cary Conklin.....Washington
Choice to Indianapolis
 4...109..DB...Rico Labbe.....Boston College
(from San Fran. through LA Raiders)
 5...130..RB...Brian Mitchell.....SW Louisiana
 6...160..DT...Kent Wells.....Nebraska
 7.....Choice to San Diego
 8.....Choice to Indianapolis
 9...243..G....Tim Moxley.....Ohio State
 10...262..DB...DJuan Francisco.....Notre Dame
(from Miami)
 10...270..DT...Thomas Rayam.....Alabama
 11...297..LB...Jon Leverenz.....Minnesota
 12.....Choice to San Diego

1991

1...17...DT...Bobby Wilson.....Michigan State
(from Houston through NE and DAL)
 1.....Choice to Dallas
 2.....Choice to San Diego
 3...76...RB...Ricky Ervins.....USC
 4...188..WR...Keith Cash.....Texas
 5.....Choice to Pittsburgh
 5.....Choice to Dallas
 6...159..TE...Dennis Ransom.....Texas A&M
 7...188..WR...Keith Cash.....Texas
 8...215..DB...Jimmy Spencer.....Florida
 9...243..DB...Charles Bell.....Baylor
 10...270...P....Cris Shale.....Bowling Green
 11...299..S....David Guldge.....Jacksonville St.
 12...326.WR...Keenan McCardell.....UNLV

1992

1...4...WR...Desmond Howard.....Michigan
(from Cincinnati)
 1.....Choice to Cincinnati
 2...47...DE...Shane Collins.....Arizona State
(from Kansas City through DAL)
 2.....Choice to Detroit through DAL
 3...74...G....Paul Siever.....Penn State
(from Kansas City through DAL)
 3.....Choice to Cincinnati
 4...112..QB...Chris Hakeel.....William & Mary
 5.....Choice to San Diego
 6...188..TE...Ray Rowe.....San Diego St.
 7...196..DB...Calvin Holmes.....USC
 8...224...G....Darryl Moore.....UTEP
 9...252..LB...Boone Powell.....Texas
 10...280..LB...Tony Barker.....Rice
 11...308.WR...Terry Smith.....Penn State
 12...336..C....Matt Elliott.....Michigan

1993

1...17...DB...Tom Carter.....Notre Dame
 2...45...RB...Reggie Brooks.....Notre Dame
 3...71...LB...Rick Hamilton.....Central Florida
 3...80...P....Ed Bunn.....UTEP
 4...101..DE...Sterling Palmer.....Florida State
 5...128..C....Greg Huntington.....Penn State
 6...155..DB...Darryl Morrison.....Arizona
 5...160..TE...Frank Wycheck.....Maryland
(from Minnesota)
 7.....Choice to Pittsburgh
 8...212..LB...Lamont Hollinquest.....USC

1994

1...3...QB...Heath Shuler.....Tennessee
 2...31...T....Tré Johnson.....Temple
 3...68...WR...Tydus Winans.....Fresno State
 3...97...G....Joe Patton.....Alabama A&M
 4...105..TE...Kurt Haws.....Utah
 5.....Choice to Minnesota
 6...163..DE...Dexter Nottage.....Florida A&M
 7...197..QB...Gus Frotte.....Tulsa

1995

1...4...WR...Michael Westbrook.....Colorado
 2...37...C....Cory Rayment.....Wisconsin
 3...68...CB...Cory Pounds.....Nicholls State
 4...103..RB...Larry Jones.....Miami (Fla.)
 5...137..TE...Jamie Asher.....Louisville
(from Houston)
 5.....Choice to Oakland
 5...152..DE...Rich Owens.....Lehigh
(from Green Bay through DAK)
 6...176...T....Brian Thure.....California
 7.....Choice to Arizona
 7...226..CB...Scott Turner.....Illinois
(from Oakland)

1996

1.....Choice to St. Louis
 1...30...T....Andre Johnson.....Penn State
 2.....Choice to Dallas
 3.....Choice to Dallas
 4...102..RB...Stephen Davis.....Auburn
 5...138...S....Leomont Evans.....Clemson
 6...174..DE...Kelvin Kinney.....Virginia St.
 7...215..LB...Jeremy Asher.....Oregon
 7...250.WR...Deandre Maxwell.....San Diego St.
(Compensatory Selection)

1997

1...17...DE...Kenard Lang.....Miami (Fla.)
 2...51...LB...Greg Jones.....Colorado
 3...80...LB...Derek Smith.....Arizona State
 4...115..WR...Albert Connell.....Texas A&M

DRAFT HISTORY

- 5.... 132...S....Jamel Williams..... Nebraska
(from Houston)
 5.... 140 .CB ...Keith Thibodeaux NW Louisiana
(from Oakland through ATL)
 5.... 148 .LB ...Twan Russell..... Miami (Fla.)
 5.... 162...G.....Brad Badger.....Stanford
(Compensatory Selection)
 6.....Choice to Atlanta
 7.....Choice to Atlanta

1998

- 1.....Choice to Cincinnati
 2.... 48...TE...Stephen Alexander.....Oklahoma
 3.... 69...RB...Skip Hicks.....UCLA
(from New Orleans)
 3.....Choice to Cincinnati
 4.....Choice to Oakland
 4.... 113...LB...Shawn Barber.....Richmond
(from Detroit through OAK)
 5.... 140...C....Mark Fischer.....Purdue
 6.... 170...WR...Pat Palmer.....Northwestern St.
 7.... 191...CB...David Terrell.....UTEP
(from Oakland)
 7.... 206 LB...Antwaune Ponds.....Syracuse

1999

- 1.... 7...CB...Champ Bailey.....Georgia
(from Chicago)
 1.....Choice to Minnesota
 2.... 37...T....Jon Jansen.....Michigan
(from Chicago)
 2.....Choice to Oakland through CHI
 3.....Choice to Pittsburgh through MIN
 4.....Choice to Chicago
 4.... 107...LB...Nate Stimson.....Georgia Tech
(from New Orleans)
 5.....Choice to Chicago
 5.... 165...T....Derek Smith.....Virginia Tech
(from Denver)
 6.... 181...K....Jeff Hall.....Tennessee
 7.... 217...WR...Tim Alexander.....Oregon State

2000

- 1.... 2....LB...LaVar Arrington.....Penn State
(from New Orleans)
 1.... 3....OL...Chris Samuels.....Alabama
(from San Francisco)
 1.....Choice to San Francisco
 2.....Choice to Minnesota
 3.... 64...DB...Lloyd Harrison.....NC State
(from New Orleans)
 3.....Choice to Chicago
 4.....Choice to Seattle through SF
 4.... 129...OL...Michael Moore.....Troy State
(Compensatory Selection)
 5.....Choice to Denver through SF and SEA
 5.... 155...DB...Quincy Sanders.....UNLV
(from Minnesota)
 6.....Choice to Philadelphia
 6.... 202 QB...Todd Husak.....Stanford
(Compensatory Selection)
 7.... 216...DL...Del Cowsette.....Maryland
(from Pittsburgh)
 7.....Choice to OAK through DEN and SEA
 7.... 250.WR...Ethan Howell.....Oklahoma State
(Compensatory Selection)

2001

- 1.... 15...WR...Rod Gardner.....Clemson
 2.... 45...CB...Fred Smoot.....Mississippi St.
 3.....Choice to Kansas City
 4.... 109 .QB...Sage Rosenfels.....Iowa State
 5.....Choice to St. Louis
 5.... 154.WR...Darmerien McCants.....Delaware St.
(from Denver through STL)

- 6.....Choice to Miami
 6.... 186...DT...Mario Monds.....Cincinnati
(from St. Louis)
 7.....Choice to Atlanta through DEN

2002

- 1.....Choice to Atlanta through Oakland
 1.... 32...QB...Patrick Ramsey.....Tulane
(from New England)
 2.....Choice to Baltimore
 2.... 56...RB...Ladell Betts.....Iowa
(from Baltimore)
 3.... 79...CB...Rashad Bauman.....Oregon
(from Cleveland through JAX)
 3.....Choice to St. Louis through KC
 3.... 87...WR...Cliff Russell.....Utah
(from Baltimore)
 4.....Choice to Jacksonville
 5.....Choice to NY Jets
 5.... 159CB/S...Andre Lott.....Tennessee
(from Baltimore)
 5.... 160 .TE...Robert Royal.....LSU
(from NY Jets)
 6.... 192...DT...Reggie Coleman.....Tennessee
 7.... 230.LS...Jeff Grau.....UCLA
 7.... 234.DE...Greg Scott.....Hampton
(from NY Jets through NE)
 7.... 257.FB...Rock Cartwright.....Kansas State
(Compensatory Selection)

2003

- 1.....Choice to NE through NYJ and CHI
 2.... 44...WR...Taylor Jacobs.....Florida
 3.....Choice to Houston through NE
 3.... 81...G....Derrick Dockery.....Texas
(from New England)
 4.....Choice to St. Louis
 5.....Choice to Jets (from DAL through NE)
 5.....Choice to Detroit
 6.....Choice to Philadelphia through GB
 7.....Choice to Carolina through MIA
 7.... 232.QB...Gibran Hamdan.....Indiana
(from Miami)

2004

- 1.... 5...S....Sean Taylor.....Miami (Fla.)



- 2.....Choice to Denver
 3.....Choice to Green Bay through JAX
 3.... 81...TE...Chris Cooley.....Utah State
From New Orleans
 4.....Choice to SF through NE and CHI
 5.....Choice to New Orleans
 5.... 151...DL...Mark Wilson.....California
from Minnesota through NO
 6.....Choice to Denver
 6.... 180 .DL...Jim Molinaro.....Notre Dame
from Chicago
 7.....Choice to TB through NO and DAL

2005

- 1.... 9...CB...Carlos Rogers.....Auburn
 1.... 25...QB...Jason Campbell.....Auburn
(from Denver)
 2.....Choice to New Orleans
 3.....Choice to Denver
 4.....Choice to Minnesota
 4.... 120.FB...Manuel White.....UCLA
(from Minnesota)
 5.....Choice to Philadelphia
 5.... 154.LB...Robert McCune.....Louisville
(from Minnesota)
 6.... 183.LB...Jarred Newberry.....Stanford
 7.... 222.FB...Nehemiah Broughton.....The Citadel

2006

- 1.....Choice to San Francisco via Denver
 2.... 35...LB...Rocky McIntosh.....Miami (Fla.)
(from NY Jets)
 3.....Choice to San Francisco
 4.....Choice to Denver
 5.... 153.DT...Anthony Montgomery.....Minnesota
 6.... 173.S....Reed Doughty.....Northern Colorado
(from NY Jets)
 6.....Choice to NYJ via NYJ and DAL
 6.... 186.DL...Kedric Golston.....Georgia
(from Carolina)
 7.... 230.OL...Kijil Lefotu.....Arizona
 7.... 250.LB...Kevin Simon.....Tennessee
(Compensatory Selection)

2007

- 1.... 6...S....LaRon Landry.....LSU
 2.....Choice to SD through CHI and NYJ
 3.....Choice to Denver
 4.....Choice to San Francisco
 5.... 143.LB...Dallas Sartz.....USC
 6.... 179.LB...H.B. Blades.....Pittsburgh
 6.... 205.QB...Jordan Palmer.....UTEP
(from Chicago)
 7.... 216...TE...Tyler Ecker.....Michigan

2008

- 1.....Choice to Atlanta
 2.... 34...WR...Devin Thomas.....Michigan State
(from Oakland through ATL)
 2.... 48...TE...Fred Davis.....USC
(from Houston through ATL)
 2.... 51...WR...Malcolm Kelly.....Oklahoma
 3.....Choice to Atlanta
 3.... 96...T....Chad Rinehart.....Northern Iowa
(Compensatory Selection)
 4.....Choice to Denver
 4.... 124.CB...Justin Tryon.....Arizona State
(from Tennessee)
 5.....Choice to Atlanta
 6.... 188...P....Durant Brooks.....Georgia Tech
(from St. Louis)
 6.... 180 .S....Kareem Moore.....Nicholls State
(from Denver through STL)
 6.... 186.QB...Colt Brennan.....Hawaii
 7.... 242.DE...Rob Jackson.....Kansas State
(Compensatory Selection)
 7.... 249.S....Chris Horton.....UCLA
(Compensatory Selection)

DRAFT HISTORY

2009

- 1.... 13 ... LB ... Brian Drakpo..... Texas
- 2..... Choice to Miami
- 3.... 80 ... CB ... Kevin Barnes Maryland
- 4..... Choice to Detroit through NYJ
- 5.... 156 ... LB ... Cody Glenn Nebraska
(from Minnesota)
- 6.... 186 ... LB ... Robert Henson TCU
- 7.... 221 ... FB ... Eddie Williams Idaho
(from Washington through MIN)
- 7.... 243.WR ... Marko Mitchell Nevada
(Compensatory Selection)

2010

- 1.... 4 T.... Trent Williams Oklahoma



- 2..... Choice to Philadelphia
- 3..... Yielded to supplemental (Jeremy Jarmon)
- 4.... 103 . LB ... Perry Riley LSU
- 5..... Choice to Atlanta through STL
- 6.... 174... FB ... Dennis Morris..... Louisiana Tech
(from Washington through MIA)
- 7..... Choice to St. Louis
- 7.... 219... WR ... Terrence Austin UCLA
(from Miami)
- 7.... 229... C ... Erik Cook New Mexico
(from New England)
- 7.... 231... T.... Selvis Capers West Virginia
(from PHI through DEN and NE)

2011

- 1..... Choice to Jacksonville
- 1.... 16 ... LB ... Ryan Kerrigan Purdue
(from Jacksonville)
- 2.... 41 ... DL ... Jarvis Jenkins Clemson
- 3..... Choice to New Orleans
- 3.... 79... WR ... Leonard Hankerson Miami (Fla.)
(from Miami)
- 4..... Choice to Tampa Bay through PHI
- 4.... 105 . RB ... Roy Helu Nebraska
(from Houston)
- 5..... Choice to Houston
- 5.... 146 ... S.... DeJon Gomes Nebraska
(from Miami)
- 5.... 155.WR ... Niles Paul Nebraska
(from New Orleans)
- 6.... 177... RB ... Evan Royster Penn State
- 6.... 178.WR ... Aldrick Robinson SMU
(from Houston)
- 7.... 213... CB ... Brandyn Thompson Boise State
- 7.... 217... OL ... Maurice Hurt Florida
(from Miami)
- 7.... 224.LB ... Markus White Florida State
(from Indianapolis)
- 7.... 253.NT ... Chris Nelid West Virginia
(Compensatory Selection)

2012

- 1.... 2 QB ... Robert Griffin III Baylor
(from St. Louis)
- 1..... Choice to Dallas through STL
- 2..... Choice to St. Louis
- 3..... Choice to Buffalo
- 3.... 71.... G.... Josh LeRibeus SMU
(from Buffalo)
- 4.... 102.QB ... Kirk Cousins Michigan State
- 4.... 119... LB ... Keenan Robinson Texas
(from Pittsburgh)
- 5.... 141... G.... Adam Gettis Iowa
- 6.... 173 . RB ... Alfred Morris Florida Atlantic
(from Minnesota)
- 6..... Choice to Arizona
- 6.... 193... T.... Tom Compton S. Dakota
(from Pittsburgh)
- 7.... 213... CB ... Richard Crawford SMU
- 7.... 217... CB ... Jordan Bernstine Iowa
(from Buffalo)

2013

- 1..... Choice to Atlanta through STL
- 2.... 51 ... CB ... David Amerson N.C. State
- 3.... 85 ... TE ... Jordan Reed Florida
- 4.... 119... S.... Phillip Thomas Fresno State
- 5.... 154 . RB ... Chris Thompson Florida State
- 5.... 162 . LB ... Brandon Jenkins Florida State
(from New England)
- 6.... 191... S.... Bacarri Rambo Georgia
- 7.... 228 . RB ... Jawan Jamison Rutgers

2014

- 1..... Choice to St. Louis
- 2..... Choice to Dallas
- 2.... 47... LB ... Trent Murphy Stanford
(from Dallas)
- 3.... 66 ... T.... Morgan Moses Virginia
- 3.... 78 ... G.... Spencer Long Nebraska
(from Dallas)
- 4.... 102.CB ... Bashaud Breeland Clemson
- 5.... 142.WR ... Ryan Grant Tulane
- 6..... Choice to Tennessee
- 6.... 186 . RB ... Lache Seastrunk Baylor
(from Tennessee)
- 7.... 217... TE ... Ted Bolser Indiana
- 7.... 228... K.... Zach Hocker Arkansas
(from Tennessee)

2015

- 1.... 5 ... DL ... Brandon Scherff Iowa
- 2.... 38 ... LB ... Preston Smith Mississippi St.
- 3..... Choice to Seattle
- 3.... 95 ... RB ... Matt Jones Florida
(from Seattle)
- 4.... 105.WR ... Jamison Crowder Duke
- 4.... 112... DL ... Arie Kouandjio Alabama
(from New Orleans through SEA)
- 5.... 141... LB ... Martrell Spaight Arkansas
- 6.... 181... S.... Kysheon Jarrett Virginia Tech
(from NY Jets through SEA)
- 6.... 182 . CB ... Tevin Mitchell Arkansas
- 6.... 187 . WR ... Evan Spencer Ohio State
(from New Orleans)
- 7.... 222... C Austin Reiter South Florida

2016

- 1.... 21 ... WR ... Josh Doctson TCU
- 2.... 53 . LB/S... Su'a Cravens USC
- 3.... 84 ... CB ... Kendall Fuller Virginia Tech
- 4..... Choice to New Orleans
- 5.... 152 . DE ... Matt Ioannidis Temple
(from New Orleans)
- 5..... Choice to NY Jets
- 6.... 187... QB... Nate Sudfeld Indiana
(from New Orleans)
- 6..... Choice to Tampa Bay
- 7.... 232 . LB ... Steven Daniels Boston College
(from Tampa Bay)
- 7.... 242 . RB ... Keith Marshall Georgia

2017

- 1.... 17 DL ... Jonathan Allen Alabama



- 2.... 49... LB ... Ryan Anderson Alabama
- 3.... 81... CB ... Fabian Moreau UCLA
- 4.... 114... RB ... Samaje Perine Oklahoma
(from NY Jets)
- 4.... 123... S.... Montae Nicholson Michigan State
- 5.... 154... TE ... Jeremy Sprinkle Arkansas
(from New Orleans)
- 5..... Choice to San Francisco
- 6.... 199... C ... Chase Roullier Wyoming
(from Minnesota)
- 6..... Choice to Minnesota
- 6.... 209.WR ... Robert Davis Georgia State
(from Houston)
- 7.... 230... LB ... Josh Harvey-Clemons Louisville
(from Philadelphia through MIN)
- 7.... 235... CB ... Joshua Holsby Auburn

DRAFT HISTORY

FIRST SELECTIONS: PRE-COMMON DRAFT

Year	Rd.	Pos.	Player	School
1936	1	QB	Riley Smith	Alabama
1937	1	QB	Sammy Baugh	TCU
1938	1	B	Andy Farkas	Detroit
1939	1	T	I.B. Hale	TCU
1940	1	B	Ed Boell	NYU
1941	1	B	Forrest Evashevski	Michigan
1942	1	B	Ordan Sanders	Texas
1943	1	B	Jack Jenkins	Missouri
1944	1	B	Mike Micka	Colgate
1945	1	B	Jim Hardy	USC
1946	1	B	Cal Rossi	UCLA
1947	1	B	Cal Rossi	UCLA
1948	1	B	Harry Gilmer	Alabama
1949	1	FB	Rob Goode	Texas A&M
1950	1	HB	George Thomas	Oklahoma
1951	1	FB	Leon Heath	Oklahoma
1952	1	QB	Larry Isbell	Baylor
1953	1	QB	Jack Scarbath	Maryland
1954	1	TE	Steve Meilinger	Kentucky
1955	1	QB	Ralph Guglielmi	Notre Dame
1956	1	RB	Ed Vereb	Maryland
1957	1	FB	Don Bosseler	Miami
1958	2	RB	Mike Sommer	G. Washington
1959	1	QB	Don Allard	Boston College
1960	1	QB	Richie Lucas	Penn State
1961	1	QB	Norman Snead	Wake Forest
1962	1	RB	Ernie Davis	Syracuse
1963	1	TE	Pat Richter	Wisconsin
1964	1	RB	Charley Taylor	Arizona State
1965	2	T	Bob Breitenstein	Tulsa
1966	1	K	Charlie Gogolak	Princeton

FIRST SELECTIONS: COMMON DRAFT ERA

Year	Rd.	Pos.	Player	School
1967	1	FB	Ray McDonald	Idaho
1968	1	DB	Jim Smith	Oregon
1969	2	DB	Eugene Epps	UTEP
1970	2	DE	Bill Brundige	Colorado
1971	2	WR	Cotton Speyrer	Texas
1972	8	RB	Moses Denson	Maryland
1973	5	G	Charles Cantrell	Lamar
1974	6	TE	Jon Keyworth	Colorado
1975	5	RB	Mike Thomas	UNLV
1976	5	T	Mike Hughes	Baylor
1977	4	DE	Duncan McColl	Stanford
1978	6	RB	Tony Green	Florida
1979	4	TE	Don Warren	San Diego State
1980	1	WR	Art Monk	Syracuse
1981	1	T	Mark May	Pittsburgh
1982	2	CB	Vernon Dean	San Diego State
1983	1	CB	Darrell Green	Texas A&I
1984	2	DT	Bob Slater	Oklahoma
1985	2	CB	Tory Nixon	San Diego State
1986	2	DE	Markus Koch	Boise State
1987	2	CB	Brian Davis	Nebraska
1988	2	K	Chip Lohmiller	Minnesota
1989	3	DT	Tracy Rocker	Auburn
1990	2	LB	Andre Collins	Penn State
1991	1	DT	Bobby Wilson	Michigan State
1992	1	WR	Desmond Howard	Michigan
1993	1	CB	Tom Carter	Notre Dame
1994	1	QB	Heath Shuler	Tennessee
1995	1	WR	Michael Westbrook	Colorado
1996	1	T	Andre Johnson	Penn State
1997	1	DE	Kenard Lang	Miami
1998	2	TE	Stephen Alexander	Oklahoma
1999	1	CB	Champ Bailey	Georgia
2000	1	LB	LaVar Arrington	Penn State
2001	1	WR	Rod Gardner	Clemson
2002	1	QB	Patrick Ramsey	Tulane
2003	2	WR	Taylor Jacobs	Florida
2004	1	S	Sean Taylor	Miami
2005	1	CB	Carlos Rogers	Auburn
2006	2	LB	Rocky McIntosh	Miami
2007	1	S	LaRon Landry	Louisiana State
2008	2	WR	Devin Thomas	Michigan State
2009	1	LB/DE	Brian Orakpo	Texas
2010	1	T	Trent Williams	Oklahoma
2011	1	LB	Ryan Kerrigan	Purdue
2012	1	QB	Robert Griffin III	Baylor
2013	2	CB	David Amerson	N.C. State
2014	2	LB	Trent Murphy	Stanford
2015	1	T	Brandon Scherff	Iowa
2016	1	WR	Josh Doctson	TCU
2017	1	DL	Jonathan Allen	Alabama




Andy Farkas

HALL OF FAMERS

Since the Pro Football Hall of Fame opened its doors in Canton, Ohio, on Sept. 7, 1963, 310 players/coaches/administrators have been selected for enshrinement into the Pro Football Hall of Fame, including the seven-member class scheduled for induction in 2017. The Redskins have 30 members enshrined, including most recently defensive end Jason Taylor in 2017.

INDUCTEE	POSITION/ROLE	REDSKINS TENURE	INDUCTION
Sammy Baugh	QB	1937-52	Charter Member in 1963
Earl "Curly" Lambeau	Coach	1952-53	Charter Member in 1963
George Preston Marshall	Founder	1932-1969	Charter Member in 1963
Bill Dudley	RB	1950-51, 53	Inducted in 1966
Cliff Battles	RB	1932-37	Inducted in 1966
Wayne Millner	E	1936-41, 45	Inducted in 1966
Turk Edwards	T	1932-40	Inducted in 1969
Vince Lombardi	Coach	1969	Inducted in 1971
Ray Flaherty	Coach	1937-42	Inducted in 1976
David "Deacon" Jones	DE	1974	Inducted in 1980
Sam Huff	LB	1964-67, 69	Inducted in 1982
Sonny Jurgensen	QB	1964-74	Inducted in 1983
Bobby Mitchell	FL	1962-68	Inducted in 1983
Charley Taylor	WR	1964-77	Inducted in 1984
Ken Houston	S	1973-80	Inducted in 1986
Stan Jones	DT	1966	Inducted in 1991
John Riggins	RB	1976-79, 81-85	Inducted in 1992
Joe Gibbs	Coach	1981-92	Inducted in 1996
Paul Krause	S	1964-67	Inducted in 1998
George Allen	Coach	1971-77	Inducted in 2002
Darrell Green	CB	1983-2002	Inducted in 2008
Art Monk	WR	1980-93	Inducted in 2008
Bruce Smith	DE	2000-03	Inducted in 2009
Russ Grimm	OG	1981-91	Inducted in 2010
Deion Sanders	CB	2000	Inducted in 2010
Chris Hanburger	LB	1965-78	Inducted in 2011
Dave Robinson	LB	1973-74	Inducted in 2013
Andre Reed	WR	2000	Inducted in 2014
Dick Stanfel	G	1956-58	Inducted in 2016
Jason Taylor	DE	2008	Inducted in 2017



Bobby Mitchell (Class of 1983)



Art Monk (Class of 2008)

IMPORTANT DATES

The Start - July 9, 1932

George P. Marshall headed a group (Vincent Bendix, Jay O'Brien, Dorland Doyle) that bought an National Football League franchise in Boston. They contracted to play in Braves Field, home of the National League Baseball team, and were called "The Braves."

The Name

The Boston Gridders moved to Fenway Park, home of the American League Red Sox, and "The Braves" became "The Redskins."

The Franchise - Feb. 13, 1937

The Washington Redskins were officially born as the National Football League approved the transfer of the Boston Redskins franchise to Washington, D.C., and a new history began.

The Band - Aug. 9, 1937

The famed Redskins Band was founded and it was the first of its kind.

First Victory - Sept. 16, 1937


The First Game! The Franchise's Thursday night opener drew 19,941 fans to flood-lighted Griffith Stadium. Riley Smith scored on a 60-yard interception return, while the team added two field goals and an extra point to make the final score - Redskins 13, Giants 3.

First Title - Dec. 5, 1937

Ten thousand fans stomped up Broadway behind the brass band following the franchise's first title. In the game, Sammy Baugh completed 11-of-15 passes, while Cliff Battles had touchdown runs of 75 and 76 yards as the team routed the Giants, 49-14, for the Eastern Championship.

World Champs! - Dec. 12, 1937

Freezing weather, frozen field and the icy-nerved Bears couldn't stop Sammy Baugh (center below). He completed 17-of-33 passes for 335 yards and three touchdowns. Wayne Millner (right), the all-time Notre Dame great, finished with nine catches for 160 yards, including 77- and 55-yard touchdowns.



Westward Ho! - Aug. 2, 1939

The Redskins set forth on their first coast-to-coast football training trip. Training site: Eastern State Normal School in Cheney, Wash.

Zero Hour - Oct. 1, 1939

The Redskins and Giants battled in the mud and rain as the outcome wound up being a scoreless tie, the only scoreless tie in Redskins history.

Record Pass - Oct. 15, 1939

From the kick formation and standing deep in the end zone, Frank Filchock flipped a pass to Andy Farkas who went all the way for the touchdown. It was the longest pass play in National Football League history, 99 yards.

East Champs - Dec. 1, 1940

Miniature-sized Davey O'Brien of the Eagles completed 33 passes in 60 attempts, but the Redskins won 13-6 to clinch the Eastern Championship.

73-to-0hhh! - Dec. 8, 1940

Despite the Redskins gaining the same number of first downs as the Bears in the World Championship Game at Griffith Stadium, the team lost 73-0.

California - Aug. 18, 1941

The Redskins brought pro football on a large scale to California for the first time. They established training quarters in San Diego at Brown Military Academy.

Title Escapes - Nov. 23, 1941

There were 50 seconds to go in the Eastern Championship Game and the Redskins held a 13-10 lead, but the Giants managed to score a field goal and a touchdown to win, 20-13.

Only Loss - Sept. 27, 1942

The Giants are unable to convert a first down, gained only ONE yard rushing and completed just ONE pass — but it was good for a touchdown. They then captured another touchdown on an interception and the Redskins suffered their only 1942 defeat, 14-7.

World Champs! - Dec. 13, 1942

The Bears took an early lead on an errant pass from center, but Sammy Baugh's 85-yard quick kick set them back on their heels. Wilbur Moore then made a vital interception and followed with a sensational catch for a 38-yard touchdown. Andy Farkas capped the victory by carrying the ball 10 of 12 times on an 80-yard touchdown drive. Score: 14-6.

Runner Up - Dec. 26, 1943

Sam suffered a concussion early, tackling Sid Luckman on a punt return and the Bears went on to win the NFL title, 41-21.

To a T - July 30, 1945

Redskins abandoned their double-wing formation and adopted the T-formation.

East Champs - Dec. 9, 1945

The Redskins had two straight shutouts, the first coming against the Steelers, 24-0, on Dec. 2 and the team defeated the Giants, 17-0, en route to an Eastern title.

One Point Shy - Dec. 16, 1945

In subzero weather, the Redskins lost the world title to the Rams, 15-14, on freakish plays. Baugh's pass from the end zone hit the goal-post for a safety (no longer allowed); and Bob Waterfield's try-for-point hit the crossbar and bounced over.

Charity Game - Sept. 6, 1946

The inaugural Redskins-Rams game for benefit for the Los Angeles Times Charities, Inc. drew 68,188 to Memorial Coliseum and netted the Times Boys Club \$96,711.23.

High Note - June 13, 1947

The Redskins Band performed at the Philadelphia Inquirer's Famed Festival of Music alongside Whiteman, Waring and the Philharmonic.

IMPORTANT DATES

Champs Trumped - Nov. 23, 1947

Fans cheered on Sam Baugh who thanked them with six touchdown tosses, routing the previous-champion Cards, 45-21.

First on TV - June 14, 1950

American Oil announced plans to televise all Redskins games - no other pro teams were on TV.

Baugh-to-Bach - Oct. 10, 1954

Dr. Howard Mitchell led his National Symphony Orchestra at mid-field in a halftime show.

TD Torrent - Oct. 1, 1955

Twenty-one points in 137 seconds! The Eagles led 16-0 in the 3rd quarter when Brito recovered a fumble on the Eagles' 32 and LeBaron then passed to Janowicz for the touchdown. Torgeson recovered a fumble on Eagles 13 and Janowicz went on to score. The Redskins won, 31-30.

The Alumni - Oct. 15, 1958

The Redskins Alumni Association was established. Twenty-three former players residing here adopted a formal constitution and bylaws. They invited all non-resident ex-Redskins to join.

New Home - Dec. 12, 1958

Redskins signed a 30-year lease to play in a proposed D.C. Stadium that Congress gave the go-ahead to build.

Home Debut - Oct. 1, 1961

The first game in the new D.C. Stadium drew 37,767. The Redskins failed to hold a 21-7 lead and the Giants won, 24-21.

Redskins Trade for Mitchell - Dec. 14, 1961

The Redskins finalize an agreement to send their 1962 first overall draft pick, Heisman trophy winning back Ernie Davis, to the Cleveland Browns in exchange for future Pro Football Hall of Famer Bobby Mitchell.

Four of a Kind - Dec. 17, 1961

Dick James scored four touchdowns to set the Redskins single game scoring record in a 34-24 win over Dallas.

Sonny and Sam - 1964

The Redskins stunned the public by trading QB Norm Snead to the Eagles for veteran QB Sonny Jurgensen. The team then repeated the performance by shipping favorite Dick James to New York for Sam Huff.

A Sunny Day - Oct. 11, 1964

Sonny Jurgensen out-duelled Norm Snead by throwing four touchdowns against the Eagles in the first meeting of the traded quarterbacks.

Record Rally - Nov. 28, 1965

Sonny Jurgensen sparked the then-largest comeback win in team history. Down 21-0, the Redskins recorded a 34-31 victory over the Cowboys as Sonny passed for over 400 yards and three touchdowns.

Graham Era - Jan. 25, 1966

The Redskins hired former Cleveland star, Otto Graham, as their Head Coach and General Manager.

TD Jamboree - Nov. 27, 1966

The Redskins and Giants scored the most points in NFL history as they tied or set many team and league records in Washington's rout of New York, 72-41.

Record Breakers - 1967

Sonny Jurgensen set new Redskins and NFL passing records for most attempts, completions, and yards in a season. Receivers Charley Taylor, Jerry Smith and Bobby Mitchell finished first, second and fourth in the League; it was the highest ever by receivers on the same team.

Lombardi Hired - Feb. 7, 1969

The unbelievable happened - Vince Lombardi left Green Bay to become the head coach of the Redskins.

George Preston - Aug. 9, 1969

George Preston Marshall, founder of the Washington Redskins, died at his home at the age of 72.

A Winning Season - Dec. 14, 1969

The Redskins defeated New Orleans by a score of 17-14 to ensure their first winning season since 1955. The victory also continued Coach Lombardi's record of never having coached a losing NFL team.

Lombardi Dies - Sept. 3, 1970

The sports world grieves the death of Vincent T. Lombardi, Head Coach and Executive Vice President of the Redskins.

1,000-Yard Club - Dec. 13, 1970

Larry Brown, on the second offensive play of the game against the Eagles and needing four yards to break the 1,000-yard barrier, gained 12 yards to become the first Redskin in history to become a member of the 1,000-yard club.



NFL Rushing Champ - Dec. 20, 1970

Larry Brown ended the season as the top rusher in the NFL with a total of 1,125 yards on 237 attempts for a 4.7 avg. He was the first Redskin since Cliff Battles in 1937 to win the rushing title.

Allen Hired - Jan. 6, 1971

George Allen, winningest coach in the NFC, was named the Redskins' Head Coach and General Manager.

A New Home - June 2, 1971

Groundbreaking ceremonies were held for the Redskins new home, Redskins Park, near Dulles Airport.

Future is Now - 1971

Allen guided the Redskins to the most wins, nine, in 29 years with a 9-4-1 record. It was the first time in 29 years that the Redskins earned a championship playoff game.

Coach of the Year - 1971

George Allen was voted NFL and NFC "Coach of the Year."

IMPORTANT DATES

NFC Champions - 1972

The Redskins won their first title in 30 years with a convincing 26-3 win over the defending World Champion Dallas Cowboys in RFK Stadium, following a 16-3 playoff victory over Green Bay. The Redskins lost 14-7 to Miami in Super Bowl VII in the L.A. Coliseum.

Player of Year - 1972

Larry Brown, honored by all selections as NFL "Player of Year," won NFC rushing title by setting a new Redskins rushing record with his 1,216 yards.

NFC Coach of the Year - 1972

For a second year in a row, George Allen awarded "Coach of Year" honors.

4th Straight Playoffs - 1974

For the fourth consecutive year, George Allen's "Over the Hill Gang" reached the playoffs.

Jurgensen Retires - May 1, 1975

Quarterback Sonny Jurgensen retired after playing for 18 seasons in the NFL, 11 in a Redskins uniform.

All-Time Receiver - Dec. 21, 1975

Redskins wide receiver Charley Taylor became the all-time receptions leader in NFL history with his 634th career catch coming against the Eagles in the season's finale.

Milton King Dies - Jan. 23, 1976

Milton King, vice president and treasurer of the Redskins, died at the age of 85.

Return to Playoffs - 1976

By winning the final four games, including wins at Dallas and at St. Louis, the Redskins made the playoffs for the fifth time in six years under Allen.

Pardee Hired - Jan. 24, 1978

Jack Pardee, former Redskin player and coach, was named the 19th head coach in Redskins history.

Presidential Visit - Oct. 2, 1978

President Jimmy Carter became the second President ever to attend a regular season NFL game when he and Mrs. Carter, along with son Chip and wife Caron, saw the Monday night Cowboys-Redskins clash.

Off to the Races - 1978

By winning the first six games, including wins over rivals Dallas and St. Louis and playoff bound New England, the Redskins enjoyed their best start in over 35 years.

Good News, Bad News - 1979

The 10-6 record was the ninth consecutive year that the Redskins finished .500 or better. Both the division title and wild card playoff game were lost in the final seconds of the game in Dallas, 35-34.

100 Straight - 1980

The Redskins extended the NFL's longest consecutive streak of sellouts to 100, dating back to 1966.

Gibbs Hired - Jan. 13, 1981

Joe Gibbs, offensive coordinator of the San Diego Chargers, became the 20th head coach in Redskins history.

Finishing Kick - 1981

Victorious in 8 of their final 11 games, Coach Gibbs and his Redskins set or tied 13 club records.

Huff Inducted - Aug. 7, 1982

Former Redskin and Giant Sam Huff was inducted into the Pro Football Hall of Fame.

A New Beginning - Sept. 12, 1982

With the 0-5 start of a year ago, the 0-4 preseason fresh on everyone's mind, Mark Moseley lifted the burden with a 26-yard overtime field goal to give the Redskins a victory over Philadelphia. Moseley had only minutes earlier sent the game into overtime with a 48-yard field goal.

Hogs Take Their Bows - Jan. 15, 1982

The celebrated Hogs created enough holes in the Viking defense for John Riggins to plow for a Redskins playoff record 185 yards, leading Washington to a 21-7 win and a spot in the NFC Championship. Before leaving the game, Riggins gallantly bowed to the 54,000-plus Redskins faithful who roared in approval.

Strike! - Sept. 21, 1982

The NFL players walked out in a strike that would last until Nov. 17. In all, eight games were missed, seven cancelled.

Holy Moseley! - Dec. 19, 1982

With time running out, the game on the line, with an NFL record at stake, Mark Moseley beat the Giants by booting his 21st straight field goal in a snowy RFK Stadium. The kick broke Garo Yepremian's record of 20 consecutive field goals made and gave the Redskins a 15-14 win. Also, in the game, John Riggins became only the fifth back in NFL history to exceed 2,000 carries (Payton, Simpson, Brown, and Harris are the others).

A Whitewash - Jan. 2, 1983

For the first time since 1980, the Redskins post a shutout by beating the Cardinals 28-0. Their 8-1 record was the best in the NFC, giving them home-field advantage throughout the playoffs. The 128 points given up by the Redskins defense is the fewest in the NFL.

Sweet Revenge - Jan. 22, 1983

The Redskins avenged their only loss of the season, setting back the Cowboys, 31-17, to reach their second Super Bowl, and first in 10 years.

Super Bowl Win! - Jan. 30, 1983

The Redskins won Super Bowl XVII downing the Dolphins 27-17. Their win streak reached eight, and 15 of 16 and 20 of 24 over two seasons. Jack Kent Cooke accepted the Super Bowl Trophy from Pete Rozelle in the locker room as MVP Riggins boasts, "Ron may be President, but for tonight, I'm King." The Redskins' 12-1 record was the fifth best NFL mark in the last 50 years, and their best ever.

Hails from the Chief - Jan. 31, 1983

President Reagan and Mrs. Reagan were at Dulles Airport to greet the World Champion Redskins as they arrived back from California.

Parade of Stars - Feb. 3, 1983

The entire city of Washington celebrated as the Redskins paraded before some 500,000 fans in a downtown ceremony amidst pouring rain. Coach Gibbs holds up the Super Bowl Trophy and proclaimed, "This is for you."

High Honors - 1983

Joe Gibbs was named Coach of the Year. Mark Moseley was the first special teams player in history named NFL MVP by Associated Press, Joe Theismann was Miller Man of the Year, and five Redskins (the most since 1972) were named to the Pro Bowl: Moseley, Theismann, Tony Peters, Charlie Brown

IMPORTANT DATES

and Mike Nelms. Later, Bobby Beathard was named Executive of the Year. And Riggins, who had four straight 100-yard rushing playoff games, the first ever to do so, won a car as Super Bowl MVP.

Jurgy to Mitch - July 30, 1983

Former Redskin greats — quarterback Sonny Jurgensen and receiver Bobby Mitchell — were inducted into Pro Football's Hall of Fame.

Monday Night Fever - Oct. 1, 1983

The Redskins lost 48-47, in the highest scoring game in night football history. The Redskins and the Packers combined for over 1,000 yards of total offense.

The Diesel Keeps Trucking On - Nov. 20, 1983

John Riggins set an NFL record as his consecutive games with rushing touchdowns reached 12 while notching his 19th touchdown of the year to tie that NFL mark. John's streak ended at 13 consecutive games while he went on to establish an NFL record 24 touchdowns.

Doomsday Showdown - Dec. 11, 1983

Dressed in army fatigues, the Redskins marched into Dallas to do battle. The result was a convincing 31-10 victory in Dallas to gain sole possession of first place in the NFC East. It was a game that saw Tony Dorsett held to 34 yards on 14 carries (one yard on five carries in the second half) and scores from four different Redskins.

Alone on a Hill - Dec. 17, 1983

For the second year in a row, the Redskins finished with the best record in the NFL. Their 31-22 victory over the Giants capped a remarkable 14-2 regular season. It was the first time in the history of the League that an NFC team compiled so many victories.

One-Two Punch - 1983

Mark Moseley's NFL kick scoring record of 161 points, and Riggins' total of 144 points, topped the entire NFL. It was the first time since 1951 that the number one and two scorers played on the same team. Their total of 305 points surpassed the totals of eight other clubs.

Ring Out the Rams - Jan. 1, 1984

The Redskins rang in the New Year by drubbing the L.A. Rams 51-7 in the most lopsided playoff game in 26 years. The team set or tied 13 club playoff marks with the 44-point margin of victory, the greatest in the 47-year history of the Redskins.

Three of a Kind - 1985

The 10 victories marked a third consecutive season the Redskins won 10 or more games, equaling a club-best streak set from 1972-74. The 35 wins in those three seasons were a club record for wins over a three-year period. Threes were also meaningful for offensive linemen Joe Jacoby and Russ Grimm, who each earned a third consecutive trip to the Pro Bowl. Receiver Art Monk (91 catches) went for a second straight time.

Happy Birthday - Feb. 13, 1986

The Washington Redskins entered their 50th season in the Nation's Capital, celebrating the franchise's move from Boston to Washington.

Rally Ho - 1986

Headed by Coach Ray Flaherty of the 1937 World Champions, former players and coaches gathered to kickoff the 1986 season.

Little Mr. Big - Oct. 27, 1986

WR Gary Clark accounted for 241 receiving yards (on 11 catches) to break teammate Art Monk's club record on Monday Night TV.

Showdown - Nov. 23, 1986

Eager to avenge their first loss of 1986, the Redskins came out smokin' against Dallas. The 34-0 first half lead marked the most points the Cowboys had ever allowed in a single half of play. The Redskins 41-14 win was their most points ever against the Cowboys.

Gibbs Gets #70 - Jan. 3, 1987

Head Coach Joe Gibbs became the winningest coach in Redskin history, gaining his 70th win as the team defeated the Bears 27-13 in a divisional playoff.

A Giant Step - Jan. 11, 1987

With 15 new faces on the roster, the Washington Redskins played in their third NFC Championship game in five years.

Pro Bowlers, Again - Feb. 1, 1987

Hogs Russ Grimm and Joe Jacoby returned to the Islands of Hawaii for the fourth consecutive season. Joined by Art Monk, Darrell Green, Gary Clark, Dexter Manley, and Jay Schroeder, the Redskins equaled a club record seven participants in the annual classic.

NFLPA Strike - 1987

NFL players walked out following the second week of the regular season.

Perfect - Oct. 19, 1987

Redskins "replacement" players closed out their season with a perfect 3-0 mark. The team held on to defeat Dallas, 13-7, in Texas Stadium.

Relief Pitcher - Dec. 26, 1987

Quarterback Doug Williams connected on 11-of-22 for 217 yards and two touchdowns in Minnesota. The 27-24 overtime victory is highlighted by a Ricky Sanders 51-yard catch-and-run to force sudden death. Haji-Sheikh kicks the game winner.

The Bear Facts - Jan. 10, 1988

For the second consecutive season, the 'Skins traveled to Chicago for a divisional playoff game. After trailing 14-0 in the second quarter, the team rallied to win 21-17. Darrell Green provided the game-winning points on an electrifying 52-yard punt return, as the Redskins advanced to the NFC Championship Game for the fourth time in six seasons.

NFC Champs! - Jan. 17, 1988

The Redskins are 17-10 victors over the Minnesota Vikings as Doug Williams connected with Gary Clark to break a 10-10 fourth quarter deadlock. Washington became the first team to advance to the Super Bowl three times in the 1980s.

World Champs! - Jan. 31, 1988

Twenty Super Bowl records were broken en route to a 42-10 decision over the Denver Broncos. Quarterback Doug Williams is named the game's MVP as he connected on 18-of-29 for a record 340 yards. His four touchdown passes tie another record as the team scores five times in five possessions in the second quarter alone.

100 Wins - Dec. 10, 1989

Joe Gibbs registered his 100th career win as head coach of the Redskins as the team defeated San Diego, 26-21. Only six other coaches reached 100 wins faster than Gibbs.

IMPORTANT DATES

Monk Moves Up - Dec. 10, 1989

Art Monk moved into third place on the all-time NFL receiving list, ahead of friend and receivers coach Charley Taylor, in Washington's 26-21 win vs. San Diego.

A Lion of a Comeback - Nov. 4, 1990

The Redskins equaled the greatest comeback in club history with a 41-38 overtime win at Detroit. Down by 21 points in the third quarter and 17 points entering the fourth, Jeff Rutledge rallied the Skins by passing for 363 second-half yards (30-42). The game winning points came on a Chip Lohmiller 34-yard field goal in overtime.

700 Catches - Nov. 18, 1990

Art Monk became only the third player in NFL history to catch 700 passes when he hauled in four receptions against the Saints in RFK.

Ring in the New Year - Jan. 5, 1991

The Redskins pushed their playoff record to 12-3 under Joe Gibbs with a solid team effort 20-6 win over the Eagles at Veterans Stadium.

Perfect Start - 1991

For the first time in franchise history, the Redskins opened the year with 11 straight victories.

One of the Best - 1991

The Redskins became only the sixth team in NFL history to record 17-or-more wins in a single season by posting a 17-2 overall mark (best in team history).

Hog Protection - 1991

In 16 games, the "Hogs" allowed a league-low and club-record nine sacks. It was the third lowest total in NFL history.

A Class Act - Dec. 22, 1991

Art Monk becomes only the second player in NFL history to catch 800 passes when he caught five passes in the season finale at Philadelphia.

NFC Champs - Jan. 12, 1992

For the fourth time under Joe Gibbs, and the fifth time in franchise history, the Redskins returned to the Super Bowl with a 41-10 win over Detroit in the NFC title game.

World Champs! - Jan. 26, 1992

The Redskins claimed their third Super Bowl win under Gibbs. The Skins knocked out Buffalo 37-24 and Mark Rypien was named Super Bowl MVP after completing 18 passes and throwing two touchdowns. Gary Clark and Art Monk both caught seven passes, with Clark gaining 114 yards and one TD, and Monk adding 113 yards. Brad Edwards had two interceptions and the defense sacked Bills QB Jim Kelly five times.



Pro Bowl Record - Feb. 2, 1992

The Redskins set a club record with eight players earning a selection to the Pro Bowl. Jim Lachey and Darrell Green were named starters, while Gary Clark, Chip Lohmiller, Charles Mann, Earnest Byner and Mark Schlereth also were named to the NFC squad.

New Redskin Park Opens - Aug. 24, 1992

The Redskins moved into their new training complex set on a picturesque 160 acres in Loudoun County, Va. The building is more than 70,000 square feet to complement four practice fields.

Monk is #1 - Oct. 12, 1992

Art Monk became the NFL's all-time leading pass receiver against Denver on Monday Night in Week 5. His 820th career catch was a 10-yarder with 3:12 remaining in the 4th quarter.

Joe Gibbs Resigns - March 5, 1993

After 12 seasons guiding the Redskins to four Super Bowls, three titles, a 16-5 playoff mark and a 140-65 career record, Joe Gibbs stepped down as head coach. Richie Petitbon is hired as the 21st coach in club history.

Turner Hired - Feb. 2, 1994

Norv Turner, offensive coordinator of the Dallas Cowboys, became the 22nd coach in 'Skins history.

Coleman Becomes All-Time Leader - Oct. 9, 1994

Linebacker Monte Coleman played in his 206th career game as a Redskin breaking Art Monk's team record for games played. Monte, tied with Sammy Baugh for most seasons as a Redskin with 16, ended his career with 216 games played. Darrell Green would take over the record in 1998.

Pro Bowl Skins - 1994

Linebacker Ken Harvey and punter Reggie Roby earned selection to the NFC squad. Harvey led the NFC in sacks with 13.5 and Roby became the first Redskins punter selected to the Pro Bowl since Sam Baker in 1958.

BIG Upset Wins - Oct. 1, 1995

Washington's 27-23 win over 13-point favorite Dallas was the Redskins' biggest upset win since defeating the Cowboys, 34-31, on December 11, 1966. The Redskins were 17-point underdogs in the rematch at Texas Stadium, but came up with a 24-17 win. It was the biggest upset win in the NFL since 1980.

Pro Bowlers - 1995

Linebacker Ken Harvey earned his second straight starting assignment in the Pro Bowl, while kick/punt returner Brian Mitchell was honored with his first Pro Bowl selection. Mitchell led the NFC in kickoff returns with a 25.6-yard average and was second in the NFL in punt returns (12.6-yard average).

Redskins Stadium - March 13, 1996

Redskins owner Jack Kent Cooke, Maryland Gov. Parris N. Glendening and Prince George's County Executive Wayne Curry signed a contract paving the way for the immediate start of construction for the new home of the Redskins in Prince George's County.

Gibbs To Hall - July 27, 1996

Joe Gibbs is inducted into the NFL Hall of Fame.

Allen Passes Riggo - 1996

Terry Allen rushed past John Riggins' single-season rushing record, gaining 1,353 yards. Allen also led the NFL in touchdowns with 21 TDs.

IMPORTANT DATES

Pro Bowlers – 1996

The Redskins sent their largest amount of representatives to the Pro Bowl since the 1991 season, when running back Terry Allen, quarterback Gus Frerotte, cornerback Darrell Green, linebacker Ken Harvey and punter Matt Turk made the trip to Hawaii.

So Long RFK - Dec. 16, 1996

The Redskins played their final home game at Robert F. Kennedy Memorial Stadium against the Dallas Cowboys. With Redskin greats from the past on hand, the 'Skins defeated the Cowboys 37-10. The Redskins finished 173-102-3 at RFK, including 11-1 in the playoffs.

Jack Kent Cooke Passes Away – April 6, 1997

Jack Kent Cooke, only the second owner in Redskins history, died of congestive heart failure at the age of 84. At his memorial service, John Kent Cooke, Sr. announced the new stadium would be called Jack Kent Cooke Stadium.

Big Jack Opens – Sept. 14, 1997

The Redskins christen Jack Kent Cooke Stadium in style with a 19-13 overtime win over the Arizona Cardinals. In overtime, rookie Kenard Lang forced a fumble that was recovered at the Cardinals 35-yard line. Two plays later Gus Frerotte threw a 40-yard scoring strike to a leaping Michael Westbrook in the end zone.

Green is Tops – Dec. 13, 1997

Cornerback Darrell Green played in his 217th career game as a Redskin breaking Monte Coleman's team record for games played.

Pro Bowlers – 1997

Darrell Green earns his seventh Pro Bowl selection in his 15th season. He is also joined by fellow cornerback Cris Dishman, while linebacker Ken Harvey is selected for the fourth straight year and punter Matt Turk makes his second straight appearance.

Mitchell Joins Brown – 1998

Brian Mitchell led the NFL in total combined net yards for the fourth time joining Hall of Famer Jim Brown as the only players in NFL history to lead the league in total combined net yards four times.

Skip-In to the End Zone– Dec. 13, 1998

Rookie running back Skip Hicks sets a Redskins rookie record with eight rushing touchdowns, breaking Don Bosseler's record of seven set in 1957.

Redskins Sold – May 25, 1999

Daniel M. Snyder gained unanimous approval (31-0) from league owners to become the fourth owner in franchise history. Snyder buys the team for a record \$800 million - the most ever for an American sports franchise.

Welcome to FedExField – Nov. 21, 1999

The Washington Redskins partner with Federal Express Corporation, re-naming Jack Kent Cooke Stadium, FedExField.

'Skins Win East – Dec. 26, 1999

The Redskins overcame a 10-point fourth quarter deficit to defeat the 49ers 26-20 in overtime. The win gave the 'Skins their first NFC East crown since 1991.

Records Fall – 1999

Brad Johnson completed the season with 316 completions - most ever by a Redskin. His 4,005 yards and 519 attempts are second in club history. Stephen Davis' 1,405 yards are the most ever by a Redskin. He led all NFC rushers, and earned his

first birth to the Pro Bowl. Darrell Green increases his team records with his 50th interception and played in his 250th Redskin game.

Leadership Council – Jan. 2000

Owner Daniel M. Snyder introduced the Washington Redskins Leadership Council, the Redskins' foundation.

Homeward Bound – July 20, 2000

The Redskins open training camp at home for the first time, welcoming fans to Redskin Park in Ashburn, Va.

Redskins Recognized – Aug. 24, 2000

Redskin alums Joe Gibbs, Dexter Manley and Art Monk are inducted into the Redskins Ring of Fame.

Turner Out, Robiskie In – 2000

Norv Turner was dismissed as Redskins Head Coach after 13 games. Terry Robiskie was named interim head coach to finish out the season on Dec. 4, 2000.

Centers Sets Mark – Dec. 24, 2000

Larry Centers became the NFL's all-time leader in catches by a running back with 685 receptions.

Smith "Sacks" the Record Books – Dec. 24, 2000

Bruce Smith sets NFL record with his 13th 10-sack season.

NFL Attendance Record – 2000

The Redskins set an NFL record for attendance with a season total of 647,424. Average home attendance at FedExField was 80,928.

Schottenheimer Takes Command – Jan. 3, 2001

Marty Schottenheimer signed on as the franchise's 24th head coach.

Return to Carlisle – July 29, 2001

Redskins returned to Dickinson College in Carlisle, Pa., for training camp after a six-year hiatus, re-establishing a 32-year summer tradition (1963-94).

Redskins Relief Fund – Sept. 13, 2001

The Washington Redskins announced the establishment of the Redskins Relief Fund for the benefit of families of the victims of the September 11th tragedy at the Pentagon. Over the course of the season, the Redskins raised over \$700,000.

Redskins Make NFL History – Nov. 25, 2001

Washington set an NFL record, becoming the first team in history to win five consecutive games after losing their first five. The Redskins would go on to win eight of the last 11 games, following the 0-5 start.

More Records for Davis – Jan. 6, 2002

Stephen Davis became the first Redskin in team history to rush for more than 1,000 yards for three consecutive seasons. He finished the 2001 campaign rushing for 1,432 yards on 356 carries, both career and team single-season records for the Pro Bowl running back.

Arrival of Head Ball Coach – Jan. 14, 2002

Owner Daniel M. Snyder announced former Heisman Trophy winner and offensive genius Steve Spurrier as the Washington Redskins 25th head coach. Marvin Lewis, with his proven track record of defensive success, is brought on board shortly thereafter as assistant head coach and defensive coordinator, making the Redskins a dangerous foe on both sides of the ball.

IMPORTANT DATES

Allen Voted to the Hall - Feb. 2, 2002

George Allen, who coached the Washington Redskins from 1971 to 1977 and posted a record of 67-30-1 and led them to two NFC Championships, was voted into the NFL Hall of Fame. Allen, after being named one of the 70 Greatest Redskins of all time, was enshrined in the Hall on Aug. 4, 2002.

Kickoff Overseas - Aug. 3, 2002

Head Coach Steve Spurrier made his Redskins debut in a 38-7 victory over the San Francisco 49ers in the 2002 American Bowl in Osaka, Japan. The Redskins finished the game with 479 yards of offense, including 434 passing yards.

Off to a Good Start - 2002

Washington finished out the preseason with a 4-1 mark, setting a Redskins record with 164 preseason points. The previous team record was 156 points, set in 1975 in six games.

Naming 70 Greats - June 13, 2002

The 70 Greatest Redskins in team history were announced in June by a blue-ribbon panel, which selected the Washington Redskins' leading on-field contributors in celebration of the franchise's 70th Anniversary. Spanning the entire history of the team, since it's founding in Boston in 1932, the 70 Greatest Redskins encompassed three head coaches and 67 players.

70th Anniversary Weekend - Oct. 2002

The 70 Greatest Redskins were honored in a weekend of festivities, culminating in a special halftime ceremony during a 31-26 Redskins victory over the Indianapolis Colts. The celebration reunited the 70 Greats with a black-tie gala event, an alumni and media brunch, dinner party and pre-game barbecue at FedExField. The anniversary season was also commemorated through "retro" uniforms worn at home games all year, featuring a one-season return to the team's spear-and-feather helmet logo, as well as jersey and pants colors and design that reflected back to the 1960s midpoint of the Redskins storied history.

Green's Last Game - Dec. 29, 2002

Darrell Green concluded his 20th and final season with the Redskins and the NFL, defeating the longtime rival Dallas Cowboys, 20-14. During his 20 years, Green set an NFL record for consecutive seasons with at least one interception (19) and a Redskins team record for regular season games played (295) and started (258). In a special pre-game ceremony at the Dallas game, Green was honored by his teammates and by fans. His name was also added to the Ring of Fame.

Downright Defensive - 2002

Under the guidance of assistant head coach and defensive coordinator Marvin Lewis, the Redskins finished the season ranked 5th in the NFL in total defense, an improvement from 10th during the 2001 season. The Redskins defense ranked in the league's top-10 for the last three seasons.

Consistently Coles - Oct. 12, 2003

With his six receptions against Tampa Bay, Laveranues Coles set a modern day NFL record for at least five receptions in 19 consecutive games.

Bruce Sacks Record - Dec. 7, 2003

Bruce Smith broke the NFL all-time sack record against the Giants. Smith finished his career with an impressive 200 sacks.

Spurrier Resigns - Dec. 30, 2003

Washington Redskins Steve Spurrier resigned as the 25th Head Coach in franchise history.

Gibbs Returns - Jan. 7, 2004

Redskins Owner Daniel M. Snyder announced that Joe Gibbs would return as Head Coach.

500th Win - Sept. 12, 2004

The Washington Redskins earned the 500th franchise victory, defeating Tampa Bay 16-10.

Gibbs - Oct. 23, 2005

Head Coach Joe Gibbs earned his 150th overall victory against the San Francisco 49ers, with a decisive 52-17 win.

Franchise Records - 2005

Wide receiver Santana Moss and running back Clinton Portis both set Redskins records at their respective positions. Moss broke Bobby Mitchell's record for most receiving yards in a season with 1,483. The previous mark was 1,436 set in 1963. Portis set a new record for rushing yards in a season with 1,516, previously held by Stephen Davis with 1,432 yards in 2001. Portis also recorded a franchise-high nine 100-yard rushing games in 2005.

Playoff Win - Jan. 7, 2005

The Redskins earned their first playoff victory since 1999, defeating the Tampa Bay Buccaneers by a score of 17-10 in the NFC Wild Card Playoff game in Tampa Bay.

Taylor Tragedy - Nov. 27, 2007

Redskins Pro Bowl safety Sean Taylor died one day after he is shot by an intruder in his Miami home. Taylor's death devastated coaches and teammates. Meanwhile, fans created a memorial outside the Redskins Park facility honoring Taylor's memory.

In Taylor's Memory - Dec. 2, 2007

Sadness swept over FedExField as the Redskins organization and its fans mourned the tragic death of safety Sean Taylor just five days earlier. Fans left flowers, cards and mementos at a makeshift memorial outside the stadium. The team hosted a pre-game tribute to Taylor, including a moving four-minute video on the Jumbotron. The Redskins lost to the Buffalo Bills, 17-16, but this was a day devoted to the memory of Taylor. A day after the game, the entire Redskins organization traveled to Miami for Taylor's funeral.

Gibbs Retirement - Jan. 8, 2008

Citing a need to spend more time with family, 67-year-old Hall of Fame Coach Joe Gibbs announced his retirement as Head Coach and President of the Washington Redskins.

Zorn Hired - Feb. 10, 2008

Redskins Owner Daniel M. Snyder welcomed Jim Zorn, a longtime Seattle Seahawks quarterback and assistant coach, as the franchise's 27th head coach, ushering in a new chapter in Redskins history.

Monk and Green Inducted - Aug. 2, 2008

Wide Receiver Art Monk and cornerback Darrell Green are inducted into the Pro Football Hall of Fame.

Zorn's First Win - Sept. 14, 2008

Head Coach Jim Zorn registered his first NFL victory as the Washington Redskins defeated the New Orleans Saints 29-24 in the regular season opener at FedExField.

Taylor Honored - Nov. 30, 2008

Sean Taylor was honored and placed in the Redskins Ring of Fame in an emotional pregame ceremony prior to the Redskins vs. Giants game. Taylor became the 43rd member to be inducted. Taylor's father Pedro, fiancé Jackie, daughter Jackie and mother Donna were present to celebrate the life

IMPORTANT DATES

and accomplishments of Taylor in front of a capacity crowd at FedExField.

Bruce Smith Inducted - Aug. 8, 2009

Defensive End Bruce Smith is inducted into the Pro Football Hall of Fame.

Allen Hired - Dec. 17, 2009

Bruce Allen, son of Pro Football Hall of Famer and Redskins legend George Allen, is hired as Executive Vice President/General Manager.

Shanahan Takes Over - Jan. 6, 2010

Mike Shanahan, who won consecutive Super Bowls following the 1997 and 1998 seasons with the Denver Broncos, is hired as the Redskins' Executive Vice President/Head Coach.

Russ Grimm Inducted - Aug. 7, 2010

Russ Grimm becomes the first member of the beloved Hogs inducted into the Pro Football Hall of Fame.

Shanahan's First Win - Sept. 12, 2010

Head Coach Mike Shanahan registered his first victory with the Redskins on Sunday Night Football at home against the division rival Dallas Cowboys, 13-7. Linebacker Brian Drakpo's pass rush drew a holding penalty that negated a Cowboys' touchdown on the final play of the game, giving the Redskins the win.

DeAngelo Hall Ties Interception Record - Oct. 24, 2010

Cornerback DeAngelo Hall tied an NFL record and Redskins record by totaling four interceptions against the Chicago Bears at Soldier Field in Week 7. He became the 19th NFL player and third Redskin to accomplish this feat in a game.



DeAngelo Hall Named Pro Bowl MVP - Jan. 30, 2011

Cornerback DeAngelo Hall, appearing in his third Pro Bowl, was named the game's MVP after he recorded an interception and returned a fumble 34 yards for a touchdown.

Hall of Fame Hanburger - Aug. 6, 2011

Legendary linebacker Chris Hanburger is inducted into the Pro Football Hall of Fame.

10th Year Anniversary of 9/11 - Sept. 11, 2011

The Redskins honor the victims of the Sept. 11, 2001 tragedy on the 10th anniversary of the terrorist attacks as the team hosts the New York Giants at FedExField in the 2011 season opener. Gen. Colin Powell tosses the ceremonial coin as the Redskins open the 2011 season with a 28-14 win against the eventual Super Bowl Champion Giants.

Chris Cooley Becomes Top Tight End - Sept. 11, 2011

Tight end Chris Cooley recorded two receptions against the New York Giants in the 2011 season opener to pass Jerry Smith for the franchise lead in receptions by a tight end.

Burgundy and Gold Goes Green - Sept. 18, 2011

The Redskins launch 8,000 solar panels at FedExField prior to the team's 22-21 win against the Arizona Cardinals. The panels were installed to be capable of meeting the stadium's power needs on non-game days and providing up to 20 percent of the needed electricity on game days - the equivalent of providing 300 homes with energy for a full year.

Richie Petitbon Recognized - Dec. 24, 2011

Former Redskins player and coach Richie Petitbon is inducted as the 45th member of the team's Ring of Fame.

Blockbuster Trade - March 10, 2012

The Redskins and the St. Louis Rams officially announce that they have agreed to a trade that gives Washington the rights to the No. 2 overall pick in the 2012 NFL Draft. The league formally approved the deal on March 14. On April 26, the Redskins go on to select eventual AP Offensive Rookie of the Year Robert Griffin III with that pick.

Celebrating 80 Years - May 10, 2012

From the inside of the newly built Redskins Indoor Training Facility, the Redskins launch their 80th Anniversary celebration. The organization would spend the offseason touring the D.C., Maryland and Virginia areas as part of its "Thank You Tour" to commemorate the anniversary with the fans. The event also featured the debut of the team's 1937-inspired alternate uniforms as well as the start of voting for the 10 newest additions to the 80 Greatest Redskins.

Clinton Portis Officially Retires - Aug. 23, 2012

Running back Clinton Portis officially announces his retirement from the NFL in a press conference at Redskins Park. He exited the NFL ranking second in Redskins history in rushing yardage (6,824), carries (1,667) and rushing touchdowns (46).

Welcome to the NFL, Rookie - Sept. 9, 2012

In Week 1 at New Orleans, Robert Griffin III becomes the first rookie to start at quarterback for the Redskins in Week 1 since Norm Snead on Sept. 17, 1961. Griffin III becomes the first player in NFL history to compile 300-plus passing yards, two or more passing touchdowns and no interceptions in an NFL debut, leading Washington to a 40-32 win against the Saints.

"10 for 80" Honored - Nov. 4, 2012

At halftime of the Redskins' Homecoming Game against Carolina, the Redskins honor the 10 members of the organization selected to complete the 80 Greatest Redskins. The honorees include LaVar Arrington, Bobby Beathard, Joe Bugel, Terry Hermeling, Jon Jansen, Roy Jefferson, Richie Petitbon, Clinton Portis, Chris Samuels and Sean Taylor.

IMPORTANT DATES

Turkey Day Triumph - Nov. 22, 2012

The Redskins get their first Thanksgiving Day win in Dallas in team history, defeating the Cowboys, 38-31. Washington explodes for 28 second-quarter points, and quarterback Robert Griffin III - who had a four-touchdown game vs. Philadelphia a week earlier - throws four touchdown passes to become the first player in Redskins history to pass for four touchdowns in consecutive games.

Hawaii Bound - Dec. 26, 2012

The NFL announces that linebacker/special teamer Lorenzo Alexander, quarterback Robert Griffin III and tackle Trent Williams have been selected to the 2013 Pro Bowl. Linebackers Ryan Kerrigan and London Fletcher are later added to the roster, giving the Redskins five Pro Bowlers for the first time since 1996.

How The East Was Won; Morris Surpasses Portis - Dec. 30, 2012

Washington secures its first NFC East title in 13 years with a 28-18 win against the Dallas Cowboys in a win-or-go-home tilt at FedExField. The Redskins roll up 274 rushing yards in a game "flexed" into primetime by the NFL. In the process, rookie running back Alfred Morris rushes for 200 yards and pushes his season total to 1,613, breaking Clinton Portis' team record for rushing yards in a single season.

End of an Era - Jan. 11, 2013

After 30 seasons, the beloved "Hogettes" decide to hang up their snouts, floppy hats and dresses in announcing their intent to retire. The group says it will continue to help raise money for local children's charities, just in more "incognito" fashion.

Rookie of the Year - Feb. 2, 2013

Robert Griffin III is named AP Offensive Rookie of the Year, making him the third Rookie of the Year in team history and the first since Mike Thomas in 1975.

Road Trip to Richmond - July 25, 2013

The Redskins hold their first Training Camp session at the brand new Bon Secours Washington Redskins Training Center in Richmond, Va. During the three-week span, more than 150,000 fans attend the team's inaugural camp in the capital.

Artful Performance By Garçon - Dec. 22, 2013

Wide receiver Pierre Garçon posts a career-high 11 receptions in Week 16 vs. Dallas, pushing his season total past Pro Football Hall of Famer Art Monk's team record for receptions in a single season (106 in 1984). Garçon would finish the season with a league-leading 113 receptions.

Here's Jay - Jan. 9, 2014

Jay Gruden is named the 29th head coach in franchise history. At 46 years of age, the former offensive coordinator for the Cincinnati Bengals becomes the team's youngest head coaching hire since hiring eventual Pro Football Hall of Famer Joe Gibbs at 40 years of age in 1981.

Jay's First Win - Sept. 14, 2014

Jay Gruden earns his first win as head coach as the defense runs wild in a 41-10 home win against the Jacksonville Jaguars. The unit tied a team record with 10 sacks, including a team-record-tying four-sack effort from linebacker Ryan Kerrigan.

Rypien in the Ring - Oct. 19, 2014

Super Bowl XXVI MVP Mark Rypien is inducted as the 46th member of the Redskins Ring of Fame at halftime of an overtime win against the Tennessee Titans on Alumni Homecoming Weekend.

You Like That! Historic Comeback - Oct. 25, 2015

The Redskins overcome a 24-0 second quarter deficit to post the largest comeback in team history in a 31-30 win against Tampa Bay. Following the game, quarterback Kirk Cousins exclaims "You like that!" while walking back to the locker room. The moment is captured on camera and goes viral, becoming a rallying cry for the team's NFC East championship run.

Bostic and Coleman Enter the Ring -

Oct. 25, 2015 and Dec. 20, 2015

Center Jeff Bostic and linebacker Monte Coleman become the 47th and 48th members of the Redskins Ring of Fame. Bostic is enshrined during a Week 7 win vs. Tampa Bay and Coleman is honored during a Week 15 win vs. Buffalo.

Win No. 600... In Style - Dec. 26, 2015

The Redskins become the fifth NFL franchise to record 600 combined regular season and postseason wins all-time with a 38-24 win in Philadelphia. The victory also secures the team's 15th division title in team history.

Records Fall in Dallas - Jan. 3, 2016

Having already clinched the NFC East a week earlier, the Redskins face the Cowboys in Week 17 with individual records on the line. Quarterback Kirk Cousins breaks the team's single-season passing yardage record during the game on a 28-yard pass to receiver Jamison Crowder. Later in the game, Crowder catches his 59th reception of the season, a team rookie record.

Redskins Park Welcomes Inova - July 25, 2016

As the team departs for Training Camp, the Redskins announce a new health and wellness partnership with Inova, including renaming the team's Ashburn headquarters to the Inova Sports Performance Center at Redskins Park.

Redskins Nation Goes International - Oct. 30, 2016

The Redskins make their European debut when they face the Cincinnati Bengals at Wembley Stadium in London. The back-and-forth game becomes one of the season's most entertaining, as the Redskins storm back to force overtime, but a missed field goal in the extra frame results in a 27-27 draw.

Pro Bowl Bound - Dec. 20, 2016

Four Redskins - linebacker Ryan Kerrigan, tight end Jordan Reed, guard Brandon Scherff and tackle Trent Williams - are selected to the 2017 Pro Bowl. Reed and Scherff's selections are their first of their careers, while Williams becomes only the third member of the Redskins since 1970 to earn five consecutive Pro Bowl selections.

From MVP to Senior VP - June 13, 2017

The Redskins announce that Doug Williams, Super Bowl XXII MVP, has been promoted Senior Vice President of Player Personnel after three-plus years as a personnel executive with the team. Said Williams, "I've been around the circuit, but there's nothing like coming back here to a place that gave you an opportunity to be on top of the stage in football. Washington did that for me."

MILESTONE GAMES

100-YARD RUSHING GAMES

Entering 2017 season — rookies *stylized*.

Date	Player	Game	W/L/T	Att-Yds-TD
9/17/1989	Gerald Riggs	vs Philadelphia	L	29-221-1
10/8/1933	Cliff Battles	vs NY Giants	W	16-215-1
12/21/1955	George Rogers	at St Louis	W	34-206-1
1/31/1988	Timmy Smith	vs Denver	W	22-204-2
12/30/2012	Alfred Morris	vs Dallas	W	33-200-3
11/4/2007	Clinton Portis	at NY Jets	W	36-196-1
11/21/1976	Mike Thomas	at St Louis	W	31-195-1
10/29/1972	Larry Brown	at Giants	W	29-191-1
11/15/1959	Johnny Olszewski	vs Cleveland	L	18-190-1
12/12/1999	Stephen Davis	vs Arizona	W	37-189-1
1/15/1983	John Riggins	vs Minnesota	W	37-185-1
11/21/1999	Stephen Davis	vs NY Giants	W	33-183-1
10/19/2008	Clinton Portis	vs Cleveland	W	27-175-1
12/12/2010	Ryan Torain	vs Tampa Bay	L	24-172-0
10/17/2004	Clinton Portis	at Chicago	W	36-171-0
10/10/2006	Ladell Betts	vs Philadelphia	L	33-171-0
10/21/1945	Frank Akins	vs Philadelphia	W	24-168-2
11/1/1959	Don Bosseler	at Philadelphia	L	23-168-2
11/1/1942	Andy Farkas	vs Philadelphia	W	24-166-1
10/30/1983	John Riggins	vs Miami	W	38-166-1
12/5/1937	Cliff Battles	at NY Giants	W	25-165-2
10/19/1958	Johnny Olszewski	vs Green Bay	W	21-165-1
10/14/1984	John Riggins	vs Dallas	W	32-165-0
11/3/1985	Keith Griffin	at Atlanta	W	16-164-2
12/2/1990	Earnest Byner	vs Miami	W	32-157-3
12/3/2006	Ladell Betts	vs Atlanta	L	28-155-1
12/22/1990	Earnest Byner	at Indianapolis	L	31-154-0
9/19/1993	Reggie Brooks	at Philadelphia	L	22-154-1
12/17/1988	Jamie Morris	at Cincinnati	L	45-152-0
12/16/1979	John Riggins	at Dallas	L	22-151-2
12/9/1945	Frank Akins	vs NY Giants	W	23-150-1
10/17/1971	Larry Brown	vs St. Louis	W	25-150-0
12/16/1973	Larry Brown	vs Philadelphia	W	26-150-1
12/8/1985	George Rogers	at Philadelphia	W	36-150-1
12/15/2000	Earnest Byner	at New England	W	39-149-1
11/25/1951	Rob Goode	vs Los Angeles	W	23-148-2
9/24/1972	Larry Brown	vs St. Louis	W	26-148-0
1/6/2002	Stephen Davis	vs Arizona	W	38-148-1
9/12/2004	Clinton Portis	vs Tampa Bay	W	29-148-1
12/5/2004	Clinton Portis	vs NY Giants	W	31-148-1
10/23/1983	Joe Washington	vs Detroit	W	22-147-0
11/7/2004	Clinton Portis	at Detroit	W	34-147-0
12/17/1961	Dick James	vs Dallas	W	27-146-3
9/15/1996	Terry Allen	at NY Giants	W	27-146-1
12/17/1958	Don Bosseler	vs Pittsburgh	L	25-145-2
10/5/2008	Clinton Portis	at Philadelphia	W	29-145-1
10/30/1932	Cliff Battles	vs Chicago	T	24-144-0
11/8/1981	Joe Washington	vs Detroit	W	27-144-2
11/13/2005	Clinton Portis	at Tampa Bay	L	23-144-1
9/19/1976	Mike Thomas	vs Seattle	W	27-143-1
10/31/1999	Stephen Davis	vs Chicago	W	12-143-2
11/23/2008	Clinton Portis	at Seattle	W	29-143-0
11/4/2001	Stephen Davis	vs Seattle	W	32-142-1
8/31/1997	Terry Allen	at Carolina	W	25-141-2
10/1/2000	Stephen Davis	vs Tampa Bay	W	28-141-1
1/22/1984	John Riggins	vs Dallas	W	36-140-2
9/23/1984	John Riggins	at New England	W	33-140-1
10/23/1988	Kelvin Bryant	at Green Bay	W	27-140-0
11/29/1970	Larry Brown	vs NY Giants	L	17-139-0
11/7/2013	Alfred Morris	at Minnesota	L	26-139-0
12/7/1969	Larry Brown	at Philadelphia	W	19-138-1
10/14/2012	Rob Griffin III	vs Minnesota	W	13-138-2
11/11/2007	Clinton Portis	vs Philadelphia	L	30-137-0
11/20/2016	Rob Kelley	vs Green Bay	W	24-137-3
12/14/1947	Jim Castiglia	vs Boston	W	19-136-2
11/27/1955	Leo Elter	at Pittsburgh	W	19-136-2
11/9/1958	Johnny Olszewski	vs Chi. Cardinals	W	19-136-1
10/18/1959	Don Bosseler	vs Pittsburgh	L	18-136-0
9/19/1982	John Riggins	at Tampa Bay	W	34-136-0
10/19/1987	Lionel Vital	at Dallas	W	26-136-0
12/4/2005	Clinton Portis	at St. Louis	W	27-136-2
10/17/1937	Cliff Battles	vs Pittsburgh	W	18-135-3
12/21/1980	Bobby Hammond	at St. Louis	W	17-135-0

10/2/2011	Ryan Torain	at St Louis	W	19-135-1
10/16/2016	Matt Jones	vs Philadelphia	W	16-135-1
12/6/1987	George Rogers	at St. Louis	W	29-133-1
10/13/1991	Ricky Ervins	vs Cleveland	W	13-133-2
9/3/2000	Stephen Davis	vs Carolina	W	23-133-1
10/28/1933	Jim Musick	vs Pittsburgh	L	21-132-0
11/19/1933	Jim Musick	vs Green Bay	W	21-132-2
10/10/1937	Cliff Battles	vs Philadelphia	L	26-132-0
9/11/1938	Max Krause	at Philadelphia	W	6-132-2
12/24/2011	Evan Royster	vs Minnesota	L	19-132-0
9/3/1995	Terry Allen	vs Arizona	W	26-131-0
11/3/1935	Bill Shepherd	vs Philadelphia	L	19-129-1
12/5/1971	Larry Brown	vs Giants	W	25-129-2
12/24/2008	Ladell Betts	at St. Louis	L	29-129-2
10/12/2008	Clinton Portis	vs St. Louis	L	21-129-2
12/9/2012	Alfred Morris	vs Baltimore	W	23-129-1
11/23/1980	Wilbur Jackson	at Dallas	L	21-128-1
10/11/1987	Lionel Vital	at NY Giants	W	27-128-1
12/5/1993	Reggie Brooks	at Tampa Bay	W	20-128-1
10/23/1938	Andy Farkas	vs Philadelphia	W	21-126-2
10/11/1981	John Riggins	at Chicago	W	23-126-2
9/19/1999	Stephen Davis	at NY Giants	W	23-126-3
12/16/2007	Clinton Portis	at NY Giants	W	25-126-1
10/26/2008	Clinton Portis	at Detroit	W	24-126-0
12/11/2011	Roy Helu, Jr.	vs New England	L	27-126-0
9/20/1936	Cliff Battles	at Philadelphia	W	16-125-2
11/1/1987	George Rogers	at Buffalo	W	30-125-0
11/2/1997	Terry Allen	at Chicago	W	20-125-0
10/24/2010	Ryan Torain	at Chicago	W	21-125-0
11/23/2014	Alfred Morris	at San Francisco	L	21-125-1
11/12/1939	Andy Farkas	at Brooklyn	W	25-124-2
10/26/1975	Mike Thomas	at Cleveland	W	27-124-1
11/3/1985	George Rogers	at Atlanta	W	16-124-1
10/27/1996	Terry Allen	vs Indianapolis	W	22-124-3
11/10/1996	Terry Allen	vs Arizona	L	31-124-2
11/5/2000	Stephen Davis	at Arizona	L	30-124-1
9/24/2006	Ladell Betts	at Houston	W	16-124-1
12/3/2012	Alfred Morris	vs NY Giants	W	22-124-0
10/28/1951	Rob Goode	at Philadelphia	W	27-123-1
11/9/1975	Mike Thomas	at NY Giants	W	25-123-0
1/3/1984	John Riggins	vs San Francisco	W	36-123-8
9/20/2015	Matt Jones	vs St. Louis	W	19-123-2
11/6/1932	Oran Pace	vs Staten Island	W	4-122-1
10/21/1934	Cliff Battles	vs Philadelphia	W	6-122-1
12/17/1983	John Riggins	vs Giants	W	30-122-1
9/28/1997	Terry Allen	vs Jacksonville	W	36-122-0
11/14/1999	Stephen Davis	at Philadelphia	L	25-122-2
12/9/1990	Earnest Byner	vs Chicago	W	28-121-0
10/1/1995	Terry Allen	vs Dallas	W	30-121-1
9/11/2005	Clinton Portis	vs Chicago	W	21-121-0
9/28/2008	Clinton Portis	at Dallas	W	21-121-0
11/3/2013	Alfred Morris	vs San Diego	W	25-121-1
9/13/2015	Alfred Morris	vs Miami	L	25-121-0
11/8/1953	Charley Justice	vs Chi. Cardinals	W	15-120-0
10/21/1979	John Riggins	vs Philadelphia	W	19-120-0
9/20/1992	Earnest Byner	vs Detroit	W	30-120-1
12/10/1995	Terry Allen	at NY Giants	L	30-120-1
12/24/2000	Stephen Davis	vs Arizona	W	27-120-1
10/21/2012	Alfred Morris	at NY Giants	L	22-120-0
11/22/1970	Larry Brown	vs Dallas	L	22-119-0
1/8/1983	John Riggins	vs Detroit	W	25-119-0
1/1/1984	John Riggins	vs LA Rams	W	25-119-3
1/8/2000	Stephen Davis	vs Detroit	W	15-119-2
12/17/2006	Ladell Betts	at New Orleans	W	22-119-0
10/19/1986	George Rogers	vs St. Louis	W	30-118-1
10/9/1988	Kelvin Bryant	at Dallas	W	23-118-1
1/2/2005	Ladell Betts	vs Minnesota	W	26-118-1
12/4/2005	Rock Cartwright	at St. Louis	W	9-118-0
11/10/1946	Dick Todd	vs Boston	W	14-117-2
11/1/1993	Reggie Brooks	at Buffalo	L	24-117-1
10/2/2016	Matt Jones	vs Cleveland	W	22-117-1
11/18/1990	Earnest Byner	vs New Orleans	W	26-116-0
12/8/1991	Earnest Byner	at Phoenix	W	25-116-0
9/6/1993	Brian Mitchell	vs Dallas	W	21-116-2
12/22/2002	Ladell Betts	vs Houston	W	20-116-1
10/4/1933	Cliff Battles	at Pittsburgh	W	13-115-1
12/22/1973	Larry Brown	at Minnesota	L	29-115-1
10/7/1979	John Riggins	at Philadelphia	L	23-115-1
10/9/1983	John Riggins	at St. Louis	W	22-115-3

MILESTONE GAMES

9/28/1986.....George Rogers.....vs Seattle.....W.....25-115-2
12/28/1986.....George Rogers.....vs LA Rams.....W.....29-115-1
11/30/2003.....Trung Canidae.....vs New Orleans.....L.....16-115-0
10/7/2012.....Alfred Morris.....vs Atlanta.....L.....18-115-0
9/27/1970.....Larry Brown.....at St. Louis.....L.....17-114-1
9/24/1978.....John Riggins.....vs NY Jets.....W.....21-114-0
11/11/1984.....Keith Griffin.....vs Detroit.....W.....32-114-0
10/13/1985.....John Riggins.....vs Detroit.....W.....21-114-3
10/22/2000.....Stephen Davis.....at Jacksonville.....W.....24-114-2
11/15/2009.....Ladell Betts.....vs Denver.....W.....26-114-1
10/31/1971.....Larry Brown.....vs New Orleans.....W.....20-113-0
10/1/1972.....Larry Brown.....at New England.....L.....20-113-0
1/1/2012.....Evan Royster.....at Philadelphia.....L.....20-113-0
9/30/2012.....Alfred Morris.....at Tampa Bay.....W.....21-113-1
11/22/2012.....Alfred Morris.....at Dallas.....W.....24-113-1
10/27/1985.....John Riggins.....at Cleveland.....W.....30-112-1
11/3/1991.....Earnest Byner.....vs Houston.....W.....21-112-1
12/18/2005.....Clinton Portis.....vs Dallas.....W.....23-112-0
1/1/2006.....Clinton Portis.....at Philadelphia.....W.....27-112-2
10/1/2006.....Clinton Portis.....vs Jacksonville.....W.....27-112-1
10/3/1971.....Charlie Harraway.....at Dallas.....W.....18-111-1
12/9/1984.....John Riggins.....at Dallas.....W.....24-111-1
9/11/1989.....Gerald Riggs.....vs NY Giants.....L.....24-111-0
9/1/1996.....Terry Allen.....vs Philadelphia.....L.....20-111-2
12/16/2001.....Stephen Davis.....vs Philadelphia.....L.....24-111-1
12/30/2001.....Stephen Davis.....at New Orleans.....W.....21-111-1
10/1/1967.....Bobby Mitchell.....vs NY Giants.....W.....21-110-1
10/4/1970.....Larry Brown.....at Philadelphia.....W.....27-110-1
10/25/1970.....Larry Brown.....vs Cincinnati.....W.....22-110-0
10/15/1972.....Larry Brown.....at St. Louis.....W.....23-110-0
10/5/1986.....George Rogers.....at New Orleans.....W.....31-110-1
10/22/1995.....Terry Allen.....vs Detroit.....W.....24-110-2
12/9/2001.....Stephen Davis.....at Arizona.....W.....26-110-1
11/3/2002.....Kenny Watson.....at Seattle.....W.....23-110-0
12/22/2002.....Kenny Watson.....vs Houston.....W.....20-110-0
12/18/2004.....Clinton Portis.....at San Francisco.....W.....35-110-0
9/15/1991.....Earnest Byner.....vs Phoenix.....W.....23-109-1
1/2/1993.....Brian Mitchell.....at Minnesota.....W.....16-109-1
9/12/1999.....Stephen Davis.....vs Dallas.....L.....24-109-2
10/18/2009.....Clinton Portis.....vs Kansas City.....W.....15-109-0
11/18/1951.....Rob Goode.....at Pittsburgh.....W.....22-108-2
12/9/1951.....Rob Goode.....at Chi. Cardinals.....W.....23-108-1
9/17/1978.....John Riggins.....at St. Louis.....W.....16-108-0
12/24/2005.....Clinton Portis.....vs NY Giants.....W.....27-108-1
11/27/2011.....Roy Helu, Jr.....at Seattle.....W.....23-108-1
11/6/1949.....Pete Staut.....vs Pittsburgh.....W.....7-107-2
12/16/1951.....Rob Goode.....vs Pittsburgh.....L.....22-107-0
11/22/1973.....Charlie Harraway.....at Detroit.....W.....18-107-0
9/18/1988.....Timmy Smith.....vs Philadelphia.....W.....31-107-1
10/28/2001.....Stephen Davis.....vs NY Giants.....W.....29-107-0
9/15/2013.....Alfred Morris.....at Green Bay.....L.....13-107-0
11/12/1972.....Larry Brown.....vs NY Giants.....W.....30-106-2
11/14/1976.....Mike Thomas.....at NY Giants.....L.....24-106-0
10/19/1969.....Larry Brown.....vs NY Giants.....W.....17-105-0
9/18/1972.....Larry Brown.....at Minnesota.....W.....21-105-1
11/7/1993.....Reggie Brooks.....vs Indianapolis.....W.....21-105-0
12/11/2005.....Clinton Portis.....at Arizona.....W.....26-105-1
10/21/1951.....Rob Goode.....vs Cardinals.....W.....18-104-0
12/11/1955.....Jim Monachino.....vs Pittsburgh.....W.....15-104-0
12/5/1976.....John Riggins.....at NY Jets.....W.....19-104-1
10/13/1980.....Wilbur Jackson.....at Denver.....L.....12-104-1
9/20/1981.....Wilbur Jackson.....at St. Louis.....L.....22-104-0
9/30/1984.....John Riggins.....vs Philadelphia.....W.....28-104-1
10/7/1985.....George Rogers.....vs St. Louis.....W.....25-104-0
9/7/1986.....George Rogers.....vs Philadelphia.....W.....20-104-1
11/17/1986.....George Rogers.....vs San Francisco.....W.....24-104-1
1/4/1992.....Ricky Ervins.....vs Atlanta.....W.....23-104-1
9/8/2002.....Stephen Davis.....vs Arizona.....W.....26-104-1
11/26/2006.....Ladell Betts.....vs Carolina.....W.....24-104-0
12/30/2007.....Clinton Portis.....vs Dallas.....W.....25-104-2
10/24/1937.....Cliff Battles.....at Philadelphia.....W.....34-103-0
10/7/1985.....John Riggins.....vs St. Louis.....L.....17-103-0
10/9/2006.....Clinton Portis.....at Denver.....W.....20-103-0
9/24/1950.....Rob Goode.....at Green Bay.....L.....8-102-1
11/23/1969.....Larry Brown.....vs Atlanta.....W.....23-102-1
12/15/1974.....Duane Thomas.....vs Chicago.....W.....8-102-1
10/29/1950.....Bill Dudley.....at Philadelphia.....L.....11-101-0
10/11/1970.....Larry Brown.....vs Detroit.....W.....22-101-1
12/24/1972.....Larry Brown.....vs Green Bay.....W.....25-101-0

9/9/1991.....Earnest Byner.....at Dallas.....W.....22-101-0
9/29/1996.....Terry Allen.....vs NY Jets.....W.....20-101-2
10/23/2005.....Clinton Portis.....vs San Francisco.....W.....19-101-3
12/2/1951.....Rob Goode.....vs Philadelphia.....L.....16-100-2
11/21/1954.....Billy Wells.....at Cardinals.....L.....6-100-1
10/13/1975.....Mike Thomas.....vs St. Louis.....W.....18-100-2
9/11/1983.....John Riggins.....at Philadelphia.....W.....27-100-1
11/5/1984.....John Riggins.....vs Atlanta.....W.....32-100-2
9/5/1988.....Timmy Smith.....at NY Giants.....L.....20-100-0
9/24/1989.....Jamie Morris.....at Dallas.....W.....26-100-1
10/8/1989.....Earnest Byner.....vs Phoenix.....W.....14-100-0
12/6/1992.....Earnest Byner.....at NY Giants.....W.....20-100-2
10/17/2010.....Ryan Torain.....vs Indianapolis.....L.....20-100-2
12/4/2011.....Roy Helu, Jr.....vs NY Jets.....L.....23-100-1
1/3/2016.....Alfred Morris.....at Dallas.....W.....19-100-0

300-YARD PASSING GAMES

Entering 2017 season — rookies stylized.

Date	Player	Game	Att-Cmp-Yd-TD-INT
12/26/1999.....Brad Johnson.....at San Francisco.....W.....47-32-471-2-1			
10/30/2016.....Kirk Cousins.....at Cincinnati.....T.....56-38-458-2-1			
11/24/2016.....Kirk Cousins.....at Dallas.....L.....53-41-449-3-0			
10/31/1948.....Sammy Baugh.....vs Boston.....W.....24-17-446-4-0			
11/10/1991.....Mark Rypien.....vs Atlanta.....W.....31-16-442-6-0			
9/11/1988.....Doug Williams.....vs Pittsburgh.....W.....52-30-430-2-1			
9/21/2014.....Kirk Cousins.....at Philadelphia.....L.....48-30-427-3-1			
9/19/2010.....Donovan McNabb.....vs Houston.....L.....38-28-426-1-0			
11/17/1963.....Norm Snead.....vs Pittsburgh.....L.....40-23-424-2-2			
10/27/1986.....Jay Schroeder.....at Giants.....L.....40-22-420-1-2			
11/26/1967.....Sonny Jurgensen.....at Cleveland.....L.....50-32-418-3-1			
10/2/1983.....Joe Theismann.....vs Raiders.....W.....39-23-417-3-0			
11/28/1965.....Sonny Jurgensen.....vs Dallas.....W.....43-26-411-3-2			
11/26/1989.....Mark Rypien.....vs Chicago.....W.....47-30-401-4-1			
10/17/1983.....Joe Theismann.....at Green Bay.....L.....39-27-398-2-0			
11/30/2014.....Colt McCoy.....at Indianapolis.....L.....47-31-392-3-0			
9/20/1981.....Joe Theismann.....at St. Louis.....L.....37-25-388-4-1			
10/11/1964.....Sonny Jurgensen.....vs Philadelphia.....W.....33-22-385-5-2			
9/20/1998.....Trent Green.....at Seattle.....L.....54-27-383-2-2			
9/12/1999.....Brad Johnson.....vs Dallas.....L.....33-20-382-2-0			
9/12/1982.....Joe Theismann.....at Philadelphia.....W.....39-28-382-3-0			
11/22/1998.....Trent Green.....vs Cardinals.....L.....49-30-382-4-1			
9/18/1994.....John Friesz.....at Giants.....L.....50-32-381-2-2			
12/15/2013.....Kirk Cousins.....at Atlanta.....L.....45-29-381-3-2			
11/2/1986.....Jay Schroeder.....vs Minnesota.....W.....47-24-378-2-2			
10/31/1943.....Sammy Baugh.....at Brooklyn.....W.....28-16-376-6-3			
11/21/2010.....Donovan McNabb.....at Tennessee.....W.....50-30-376-1-1			
11/20/2016.....Kirk Cousins.....vs Green Bay.....W.....30-21-375-3-0			
12/6/2009.....Jason Campbell.....vs New Orleans.....L.....30-42-367-3-1			
12/3/1967.....Sonny Jurgensen.....vs Philadelphia.....T.....50-30-366-4-2			
12/26/1955.....Kirk Cousins.....at Philadelphia.....W.....46-31-365-4-0			
9/28/1947.....Sammy Baugh.....at Philadelphia.....L.....34-21-364-5-2			
10/29/1989.....Mark Rypien.....at Raiders.....L.....53-27-364-1-3			
9/18/2016.....Kirk Cousins.....vs Dallas.....L.....46-28-364-1-1			
11/4/1990.....Jeff Rutledge.....at Detroit.....W.....42-30-363-1-0			
1/12/1991.....Mark Rypien.....at San Francisco.....L.....48-27-361-1-3			
10/10/2010.....Donovan McNabb.....vs Green Bay.....L.....49-26-357-1-1			
9/14/2003.....Patrick Ramsey.....at Atlanta.....W.....39-25-356-2-0			
11/23/1947.....Sammy Baugh.....vs Cardinals.....W.....33-25-355-6-2			
12/12/1948.....Sammy Baugh.....at New York.....W.....42-25-354-3-3			
10/12/2014.....Kirk Cousins.....at Arizona.....L.....38-24-354-2-3			
12/8/1962.....Norm Snead.....at Baltimore.....L.....33-18-350-3-3			
9/11/1989.....Mark Rypien.....vs Giants.....L.....32-22-349-2-1			
12/1/1985.....Jay Schroeder.....vs San Francisco.....L.....58-30-348-0-2			
9/21/2003.....Patrick Ramsey.....vs Giants.....L.....45-33-348-2-1			
11/18/2007.....Jason Campbell.....at Dallas.....L.....54-33-348-2-1			
11/13/1966.....Sonny Jurgensen.....vs Dallas.....L.....46-26-347-3-0			
12/21/2001.....Tony Banks.....vs Carolina.....W.....30-17-346-1-1			
12/22/1996.....Gus Frerotte.....vs Dallas.....W.....31-22-346-0-1			
10/28/1962.....Norm Snead.....at Giants.....L.....40-17-346-4-3			
10/29/1995.....Gus Frerotte.....vs Giants.....L.....44-24-345-0-4			
12/14/1947.....Sammy Baugh.....vs Boston.....W.....41-25-343-3-1			
9/21/1986.....Jay Schroeder.....at San Diego.....W.....36-16-341-1-0			
9/27/2009.....Jason Campbell.....at Detroit.....L.....27-41-340-2-1			
1/31/1988.....Doug Williams.....vs Denver.....W.....29-18-340-4-1			
12/13/1981.....Joe Theismann.....vs Baltimore.....W.....36-23-339-2-1			

MILESTONE GAMES

11/2/1969	Sonny Jurgensen... at Baltimore	L	38-28-339-2-2
11/16/1969	Sonny Jurgensen... vs Dallas	L	35-24-338-4-4
10/3/1999	Brad Johnson... vs Carolina	W	33-20-337-4-0
1/2/2011	Rex Grossman... at Giants	L	43-18-336-2-1
12/28/2014	Robert Griffin III... vs Cowboys	L	41-27-336-1-2
10/4/1987	Ed Rubbert... vs St. Louis	W	24-14-334-3-1
10/22/1967	Sonny Jurgensen... at Rams	T	41-18-334-4-0
10/8/1989	Mark Rypien... vs Phoenix	W	42-23-333-3-1
12/1/1963	Norm Snead... vs Baltimore	L	43-18-332-1-2
9/10/1984	Joe Theismann... at San Francisco	L	43-24-331-2-0
11/2/2013	Jay Schroeder... vs Giants	W	46-28-331-3-2
10/16/2005	Mark Brunell... at Kansas City	L	41-25-331-3-0
10/1/2006	Mark Brunell... vs Jacksonville	W	30-18-329-3-1
12/16/2012	Kirk Cousins... at Cleveland	W	37-26-329-2-1
9/9/2013	Robert Griffin III... vs Philadelphia	L	49-30-329-2-2
1/10/2016	Kirk Cousins... vs Green Bay	L	46-29-329-1-0
9/12/2016	Kirk Cousins... vs Pittsburgh	L	43-30-329-0-2
10/26/2008	Jason Campbell... at Detroit	W	28-23-328-1-0
9/8/2002	Shane Matthews... vs Arizona	W	40-28-327-3-1
10/15/1967	Sonny Jurgensen... at Atlanta	T	41-28-326-3-2
9/22/2013	Robert Griffin III... vs Detroit	L	50-32-326-0-1
11/17/1991	Mark Rypien... at Pittsburgh	W	28-21-325-2-0
11/23/1986	Jay Schroeder... vs Dallas	W	31-18-325-2-1
9/5/1983	Joe Theismann... vs Dallas	L	38-28-325-2-1
9/27/2004	Mark Brunell... vs Dallas	L	43-25-325-2-0
9/17/1967	Sonny Jurgensen... at Philadelphia	L	46-25-324-1-0
10/31/1993	Joe Theismann... vs San Diego	W	46-25-324-1-1
11/15/2015	Kirk Cousins... vs New Orleans	W	25-20-324-4-0
9/30/2012	Robert Griffin III... at Tampa Bay	W	35-26-323-2-0
10/9/2005	Mark Brunell... at Denver	L	53-30-322-2-0
12/19/2010	Rex Grossman... at Dallas	L	43-25-322-4-2
9/14/2008	Jason Campbell... vs New Orleans	W	36-24-321-1-0
12/7/1975	Billy Kilmer... at Atlanta	W	38-25-320-3-1
10/13/2002	Patrick Ramsey... vs New Orleans	L	43-21-320-1-4
9/9/2012	Robert Griffin III... at New Orleans	W	26-19-320-2-0
9/15/2013	Robert Griffin III... at Green Bay	L	40-26-320-3-1
11/29/1964	Sonny Jurgensen... vs Giants	W	43-24-319-4-0
12/20/2015	Kirk Cousins... vs Buffalo	W	28-22-319-4-0
9/13/1981	Joe Theismann... vs Giants	L	48-27-318-1-1
10/25/2015	Kirk Cousins... vs Tampa Bay	W	40-33-317-3-0
9/24/2015	Kirk Cousins... at Giants	L	49-30-316-1-2
12/19/2016	Kirk Cousins... vs Carolina	L	47-32-315-0-1
11/27/2011	Rex Grossman... at Seattle	W	35-26-314-2-2
11/14/1999	Brad Johnson... at Philadelphia	L	33-18-313-2-3
11/25/1984	Joe Theismann... vs Buffalo	W	33-26-311-2-1
11/18/1990	Mark Rypien... vs New Orleans	W	38-26-311-4-0
10/20/1963	Norm Snead... at Pittsburgh	L	28-13-309-1-3
9/26/1971	Billy Kilmer... at Giants	W	32-23-309-2-0
12/7/1986	Jay Schroeder... vs Giants	L	51-28-309-1-6
12/11/1986	Sonny Jurgensen... at Dallas	W	33-18-308-3-1
11/23/1987	Doug Williams... vs Rams	L	46-24-308-2-1
12/11/1949	Sammy Baugh... at Rams	L	48-29-308-3-2
10/19/1980	Joe Theismann... vs St. Louis	W	31-21-307-2-1
11/22/1964	Sonny Jurgensen... vs Dallas	W	33-20-307-1-1
11/9/1980	Joe Theismann... at Chicago	L	34-24-305-2-2
9/11/2011	Rex Grossman... vs Giants	W	34-21-305-2-0
11/22/2012	Robert Griffin III... at Dallas	W	27-19-304-4-1
10/16/1988	Mark Rypien... vs Phoenix	W	27-15-303-4-1
10/13/1974	Sonny Jurgensen... vs Miami	W	39-26-303-2-3
9/25/1988	Mark Rypien... at Phoenix	L	41-26-303-3-1
1/1/1984	Joe Theismann... vs Rams	W	23-18-302-2-0
11/7/1976	Joe Theismann... at San Francisco	W	32-20-302-3-2
12/10/1989	Mark Rypien... vs San Diego	W	39-23-302-2-1
11/29/2015	Kirk Cousins... vs Giants	W	29-20-302-1-0
11/2/1975	Billy Kilmer... vs Dallas	W	39-21-301-3-4
11/25/2007	Jason Campbell... at Tampa Bay	L	49-30-301-1-2
10/23/2016	Kirk Cousins... at Detroit	L	39-30-301-1-0
11/23/1969	Sonny Jurgensen... vs Atlanta	W	32-26-300-1-2
12/13/2015	Kirk Cousins... at Chicago	W	31-24-300-1-1

100-YARD RECEIVING GAMES

Entering 2017 season — rookies *stylized*.

Date	Player	Game	W/L/T	Rec-Yds-TD
10/4/1987	Anthony Allen	vs St. Louis	W	7-255-3
10/27/1986	Gary Clark	at NY Giants	L	11-241-1
12/15/1985	Art Monk	vs Cincinnati	W	13-230-1
11/17/1963	Bobby Mitchell	vs Pittsburgh	L	11-218-2
10/31/1943	Wilbur Moore	at Brooklyn	W	7-213-2
9/28/1947	Hugh Taylor	at Philadelphia	L	8-212-3
10/22/2000	Albert Connell	at Jacksonville	W	7-211-3
10/21/2001	Rod Gardner	vs Carolina	W	6-208-1
11/10/1991	Gary Clark	vs Atlanta	W	4-203-3
9/10/1984	Art Monk	at San Francisco	L	10-200-0
11/7/1976	Frank Grant	at San Francisco	W	11-200-0
11/13/1966	Charley Taylor	vs Dallas	L	11-199-2
12/8/1963	Bobby Mitchell	at NY Giants	L	8-197-1
9/18/1994	Henry Ellard	at NY Giants	L	10-197-1
12/7/1952	Hugh Taylor	at NY Giants	W	6-196-3
12/12/1948	Hugh Taylor	at NY Giants	W	9-194-2
1/31/1988	Ricky Sanders	vs Denver	W	9-193-2
10/20/1985	Gary Clark	at NY Giants	L	11-193-0
12/11/1994	Henry Ellard	at Arizona	W	8-191-1
12/13/1987	Gary Clark	vs Dallas	W	9-187-1
10/11/1964	Bobby Mitchell	vs Philadelphia	W	12-183-2
10/2/1983	Charlie Brown	vs LA Raiders	W	11-180-1
9/14/2003	Laveranues Coles	at Atlanta	W	11-180-1
9/27/2009	Santana Moss	at Detroit	L	10-178-1
9/21/1986	Art Monk	at San Diego	W	7-174-0
10/20/1963	Bobby Mitchell	at Pittsburgh	L	4-173-0
10/16/2005	Santana Moss	at Kansas City	L	10-173-2
11/3/2013	Pierre Garçon	vs San Diego	W	7-172-0
1/1/1984	Charlie Brown	vs LA Rams	W	6-171-0
9/24/1961	Fred Dugan	at Philadelphia	L	6-168-1
11/19/1961	Bill Anderson	at Dallas	T	10-168-0
11/4/1990	Art Monk	at Detroit	W	13-168-0
12/17/1989	Ricky Sanders	at Atlanta	W	7-167-0
9/27/2004	Rod Gardner	vs Dallas	L	10-167-2
11/10/1991	Art Monk	vs Atlanta	W	7-164-2
10/10/1965	Bobby Mitchell	vs St. Louis	L	8-164-1
12/26/1987	Ricky Sanders	at Minnesota	W	8-164-2
9/14/2008	Santana Moss	vs New Orleans	W	7-164-1
1/12/1991	Art Monk	at San Francisco	L	10-163-1
9/8/2007	Antwan Randle El	vs Miami	W	5-162-0
9/25/1994	Henry Ellard	vs Atlanta	L	6-162-1
10/28/1945	Steve Bagarus	at NY Giants	W	8-162-0
9/30/1990	Gary Clark	at Phoenix	W	8-162-0
12/12/1937	Wayne Millner	at Chicago	W	9-160-2
12/24/2005	Santana Moss	vs NY Giants	W	5-160-3
9/12/1999	Michael Westbrook	vs Dallas	L	5-159-1
9/19/2005	Santana Moss	at Dallas	W	5-159-2
10/31/1948	Dick Todd	vs Boston	W	5-158-2
10/28/1962	Bobby Mitchell	at NY Giants	L	5-158-2
10/14/1962	Bobby Mitchell	at St. Louis	T	7-158-1
10/29/1989	Ricky Sanders	at LA Raiders	L	12-158-1
10/6/2014	DeSean Jackson	vs Seattle	W	5-157-1
12/26/1982	Charlie Brown	at New Orleans	W	4-156-2
11/16/1969	Charley Taylor	vs Dallas	L	6-155-1
11/10/1974	Charley Taylor	at Philadelphia	W	9-155-1
9/17/1989	Gary Clark	vs Philadelphia	L	4-153-2
10/21/1973	Charley Taylor	vs St. Louis	W	7-153-1
12/20/2015	DeSean Jackson	vs Buffalo	W	6-153-1
11/14/1999	Michael Westbrook	at Philadelphia	L	4-152-1
11/23/1986	Gary Clark	vs Dallas	W	8-152-1
10/13/1996	Henry Ellard	at New England	W	8-152-1
11/26/1989	Art Monk	vs Chicago	W	9-152-2
9/17/1950	Hugh Taylor	at Baltimore	W	5-150-3
10/2/1966	Bobby Mitchell	vs Pittsburgh	W	6-150-2
12/1/1985	Art Monk	vs San Francisco	L	8-150-0
12/23/1989	Gary Clark	at Seattle	W	9-149-1
10/22/1967	Charley Taylor	at Los Angeles	T	3-148-1
12/13/1981	Art Monk	vs Baltimore	W	7-148-1
9/30/1962	Bobby Mitchell	vs St. Louis	W	7-147-2
11/27/1983	Charlie Brown	vs Philadelphia	W	7-147-1
10/21/1962	Bobby Mitchell	at Philadelphia	W	8-147-2
12/31/1972	Charley Taylor	vs Dallas	W	7-146-2
11/19/1939	Andy Farkas	vs Chi. Cardinals	W	3-145-2

MILESTONE GAMES

12/11/1966	Charley Taylor	at Dallas	W	4-145-1
9/11/1988	Ricky Sanders	vs Pittsburgh	W	5-145-1
11/8/1981	Virgil Seay	vs Detroit	W	8-145-0
10/29/1989	Gary Clark	at LA Raiders	L	8-145-1
12/3/1967	Jerry Smith	vs Philadelphia	T	9-145-2
9/8/2008	Santana Moss	at Dallas	W	8-145-0
9/21/1986	Gary Clark	at San Diego	W	6-144-1
10/30/1949	Harold Crisler	at NY Bulldogs	T	8-144-0
9/17/1967	Charley Taylor	at Philadelphia	L	8-144-0
12/23/2013	Pierre Garçon	vs Dallas	L	11-144-1
9/11/1989	Ricky Sanders	vs NY Giants	L	6-143-1
10/26/1947	Eddie Saenz	vs Chicago	L	9-143-1
9/15/2013	Pierre Garçon	at Green Bay	L	8-143-1
10/4/1958	John Carson	at Chi. Cardinals	L	8-142-1
9/24/1950	Howie Livingston	at Green Bay	L	4-141-2
10/2/1988	Ricky Sanders	vs NY Giants	L	7-141-2
10/7/1984	Art Monk	at Indianapolis	W	8-141-3
12/16/1962	Dick James	vs Pittsburgh	L	5-140-2
11/20/1983	Charlie Brown	at LA Rams	W	8-140-1
10/3/1999	Michael Westbrook	vs Carolina	W	8-140-2
10/26/2008	Santana Moss	at Detroit	W	9-140-1
11/2/1952	Hugh Taylor	vs Pittsburgh	L	4-139-1
11/28/1965	Charley Taylor	vs Dallas	W	7-139-1
10/10/1976	Frank Grant	vs Kansas City	L	8-138-1
9/11/2006	Santana Moss	vs Jacksonville	W	4-138-3
10/21/2014	Pierre Garçon	at Philadelphia	L	11-138-1
9/12/1999	Albert Connell	vs Dallas	L	4-137-1
1/8/1984	Charlie Brown	vs San Francisco	W	5-137-1
12/18/1966	Jerry Smith	vs Philadelphia	L	7-137-2
12/13/1971	Roy Jefferson	at Los Angeles	W	8-137-2
10/9/1949	Hugh Taylor	vs NY Giants	L	4-136-2
12/16/1984	Art Monk	vs St. Louis	W	11-136-2
10/27/2014	DeSean Jackson	at Dallas	W	6-136-0
12/7/1975	Frank Grant	at Atlanta	W	5-135-1
9/16/1962	Bobby Mitchell	at Dallas	T	6-135-2
10/29/1995	Leslie Shepherd	vs NY Giants	L	7-135-0
11/22/1998	Michael Westbrook	vs Arizona	L	10-135-3
10/3/1999	Albert Connell	vs Carolina	W	5-134-2
10/1/1972	Charley Taylor	at New England	L	7-134-2
9/12/1982	Art Monk	at Philadelphia	W	8-134-1
9/30/1979	Danny Buggs	at Atlanta	W	10-134-0
10/20/2013	Jordan Reed	vs Chicago	W	9-134-1
9/20/1998	Michael Westbrook	at Seattle	L	7-132-2
11/4/1990	Gary Clark	at Detroit	W	8-132-1
9/23/1973	Charley Taylor	at St. Louis	L	9-132-1
11/4/1990	Ricky Sanders	at Detroit	W	11-132-0
12/17/1989	Art Monk	at Atlanta	W	6-131-2
9/8/2002	Rod Gardner	vs Arizona	W	7-131-1
11/18/1990	Gary Clark	vs New Orleans	W	8-131-2
11/15/2015	Matt Jones	vs. New Orleans	W	3-131-1
12/6/1987	Gary Clark	at St. Louis	W	5-130-1
12/4/1994	Desmond Howard	at Tampa Bay	L	5-130-1
9/26/1948	Harold Crisler	vs Pittsburgh	W	6-130-0
11/18/1985	Art Monk	vs NY Giants	W	7-130-0
11/17/1991	Art Monk	at Pittsburgh	W	8-130-1
12/7/1986	Kevin Bryant	vs NY Giants	L	13-130-1
12/15/1991	Gary Clark	vs NY Giants	W	3-129-2
12/13/1986	Art Monk	at Denver	W	6-129-1
15/15/2013	Pierre Garçon	at Atlanta	L	7-129-1
12/26/2015	Jordan Reed	at Philadelphia	W	9-129-2
9/20/1981	Art Monk	at St. Louis	L	4-128-1
12/4/1988	Ricky Sanders	at Philadelphia	W	10-128-1
11/10/1940	Dick Todd	at Brooklyn	L	7-126-0
11/24/1996	Michael Westbrook	vs San Francisco	L	7-126-0
1/11/1987	Art Monk	at NY Giants	L	8-126-0
12/20/2014	DeSean Jackson	vs Philadelphia	W	4-126-0
9/26/1971	Charley Taylor	at NY Giants	W	6-125-2
10/24/1971	Charley Taylor	at Kansas City	L	7-125-2
12/26/1999	Michael Westbrook	at San Francisco	W	7-125-1
11/23/1997	Michael Westbrook	vs NY Giants	T	9-125-0
11/9/2003	Laveranues Coles	vs Seattle	W	5-125-1
11/28/1982	Charlie Brown	vs Philadelphia	W	3-124-1
11/27/1966	Charley Taylor	vs NY Giants	W	6-124-2
10/11/1970	Charley Taylor	vs Detroit	W	6-124-2
11/9/1980	Art Monk	at Chicago	L	8-124-0
11/26/1989	Gary Clark	vs Chicago	W	8-124-1
9/6/1981	Joe Washington	vs Dallas	W	10-124-1
9/26/2010	Santana Moss	at St. Louis	L	6-124-1
9/27/1959	Bill Anderson	at Chi. Cardinals	L	6-123-0

11/2/1986	Gary Clark	vs Minnesota	W	6-123-1
9/27/1981	Terry Metcalf	at Philadelphia	L	8-123-0
11/26/1967	Charley Taylor	at Cleveland	L	11-123-2
12/3/2006	Santana Moss	vs Atlanta	L	7-123-1
11/30/2014	Jordan Reed	at Indianapolis	L	9-123-0
12/8/1982	Leroy Jackson	at Baltimore	L	3-122-1
9/15/1963	Bobby Mitchell	at Cleveland	L	4-122-1
9/24/2000	Albert Connell	at NY Giants	W	4-122-0
12/8/2002	Derrius Thompson	vs NY Giants	L	6-122-0
12/30/1984	Art Monk	vs Chicago	L	10-122-0
10/3/2004	Laveranues Coles	at Cleveland	L	7-122-0
10/22/1950	Hugh Taylor	vs Chi. Cardinals	L	4-121-3
9/15/1968	Gerry Allen	at Chicago	W	4-121-1
10/10/1943	Wilbur Moore	vs Brooklyn	W	5-121-2
11/26/2000	James Thrash	vs Philadelphia	L	5-121-1
11/9/1958	Jim Podolej	vs Chi. Cardinals	W	5-121-2
11/18/2007	Santana Moss	at Dallas	L	9-121-1
11/13/1988	Craig McEwen	vs Chicago	L	3-120-0
12/13/1970	Jon Henderson	vs Philadelphia	W	8-120-1
12/17/1988	Ricky Sanders	at Cincinnati	L	6-120-1
10/8/1961	Fred Dugan	at Cleveland	L	7-120-0
11/2/2014	DeSean Jackson	at Minnesota	L	4-120-1
12/13/2015	Jordan Reed	at Chicago	W	9-120-1
1/10/2016	Jordan Reed	vs Green Bay	L	9-120-1
12/15/1974	Frank Grant	vs Chicago	W	4-119-0
4/19/1978	John McDaniel	vs St. Louis	L	3-117-2
11/14/1948	Harold Crisler	vs Detroit	W	5-119-0
11/8/1987	Gary Clark	at Philadelphia	L	5-119-1
10/20/1996	Henry Ellard	vs NY Giants	W	5-119-0
12/11/1983	Art Monk	at Dallas	W	6-119-1
9/18/1966	Bobby Mitchell	at St. Louis	W	9-119-1
11/7/2013	Pierre Garçon	at Minnesota	L	7-119-1
10/7/1947	Eddie Saenz	at NY Giants	L	7-118-1
10/16/1949	Harold Crisler	vs NY Bulldogs	W	7-118-3
12/12/1965	Bobby Mitchell	vs NY Giants	L	8-118-1
12/21/1985	Gary Clark	at St. Louis	W	6-118-1
12/7/1980	Clarence Harmon	vs San Diego	W	12-118-0
9/14/2003	Rod Gardner	at Atlanta	W	9-118-1
10/10/2010	Santana Moss	vs Green Bay	L	7-118-0
11/24/2016	DeSean Jackson	at Dallas	L	4-118-1
10/29/1944	Joe Aguirre	vs Chi. Cardinals	W	3-117-2
11/25/1962	Dick James	vs NY Giants	L	5-117-2
9/24/1937	Wayne Millner	vs Chi. Cardinals	L	7-117-0
11/29/1984	Preston Carpenter	vs NY Giants	W	7-117-1
9/21/2014	DeSean Jackson	at Philadelphia	L	5-117-1
11/28/1968	Jerry Smith	at Dallas	W	11-116-0
12/13/1998	Albert Connell	at Carolina	W	8-116-1
12/1/1985	Gary Clark	vs San Francisco	L	10-116-0
10/9/2005	Santana Moss	at Denver	L	8-116-0
11/20/2016	Pierre Garçon	vs Green Bay	W	6-116-1
9/13/1964	Bobby Mitchell	vs Cleveland	L	4-115-0
11/29/1984	Calvin Muhammad	at Minnesota	W	5-115-1
12/30/2007	Santana Moss	vs Dallas	W	8-115-1
11/20/2011	Jabar Gaffney	vs Dallas	L	7-115-1
10/12/2014	DeSean Jackson	at Arizona	L	3-115-1
11/17/1968	Charley Taylor	vs Dallas	L	5-114-2
10/15/1967	Bobby Mitchell	at Atlanta	T	6-114-1
9/24/1989	Art Monk	at Dallas	W	6-114-0
1/26/1992	Gary Clark	vs Buffalo	W	7-114-1
12/20/1992	Ricky Sanders	at Philadelphia	L	7-114-1
12/2/1962	Bobby Mitchell	vs Philadelphia	L	8-114-0
12/24/2016	DeSean Jackson	at Chicago	W	5-114-0
10/2/1953	Hugh Taylor	at Philadelphia	T	4-113-2
11/8/1964	Bobby Mitchell	at Cleveland	L	7-113-2
1/26/1992	Art Monk	vs Buffalo	W	7-113-0
11/30/1947	Bob Nussbaumer	at Boston	L	8-113-0
10/15/1939	Andy Farkas	vs Pittsburgh	W	3-112-1
10/13/1963	Bobby Mitchell	vs Philadelphia	L	3-112-2
10/22/1995	Henry Ellard	vs Detroit	W	6-112-1
11/29/1987	Gary Clark	vs NY Giants	W	7-112-1
10/23/2005	Santana Moss	vs San Francisco	W	5-112-1
10/19/1952	Hugh Taylor	at Pittsburgh	W	3-111-2
10/3/1949	Hugh Taylor	at Pittsburgh	W	5-111-2
11/18/1979	Danny Buggs	vs Dallas	W	5-111-0
10/29/1995	Henry Ellard	vs NY Giants	L	6-111-0
10/13/1974	Roy Jefferson	vs Miami	W	7-111-1
10/2/1954	Hugh Taylor	at Pittsburgh	L	8-111-0
11/6/1966	Charley Taylor	at Baltimore	W	8-111-1
12/18/2004	Rod Gardner	at San Francisco	W	6-111-0

MILESTONE GAMES

12/19/2016	DeSean Jackson	vs. Carolina	L	7-111-0
12/16/1994	Calvin Muhammad	vs St. Louis	W	5-110-0
10/8/1995	Henry Ellard	at Philadelphia	L	5-110-2
11/23/1969	Charlie Harraway	vs. Atlanta	W	6-110-1
1/8/1993	Alvin Garrett	vs Detroit	W	6-110-3
11/29/1998	Stephen Davis	at Oakland	W	7-110-1
10/17/1999	Albert Connell	at Arizona	W	8-110-0
10/12/1969	Bob Long	vs St. Louis	W	9-110-0
1/3/2010	Malcolm Kelly	at San Diego	L	5-109-0
11/21/1948	Harold Crisler	at Philadelphia	L	2-109-2
11/9/1995	Frank Grant	at NY Giants	W	2-109-1
11/29/1970	Walt Roberts	vs NY Giants	L	4-109-1
9/14/1998	Michael Westbrook	vs San Francisco	L	5-109-0
10/30/1949	Hugh Taylor	at NY Bulldogs	T	6-109-1
12/8/1985	Art Monk	at Philadelphia	W	7-109-0
10/5/2008	Chris Cooley	at Philadelphia	W	8-109-1
9/9/2012	Pierre Garçon	at New Orleans	W	4-109-2
1/3/1961	Jamison Crowder	at Dallas	W	5-109-1
12/26/1943	Wilbur Moore	at Chicago	L	5-108-0
12/6/1959	Bill Anderson	vs Philadelphia	L	5-108-1
12/5/1999	Michael Westbrook	at Detroit	L	5-108-1
10/23/1994	Henry Ellard	at Indianapolis	W	6-108-0
10/19/1987	Craig McEwen	at Dallas	W	7-108-0
11/23/1969	Bob Long	vs Atlanta	W	10-108-0
10/23/2016	Jamison Crowder	at Detroit	L	7-108-0
11/22/1964	Angelo Coia	vs Dallas	W	6-107-1
9/1/1991	Gary Clark	vs Detroit	W	6-107-1
11/29/1982	Bobby Mitchell	at Baltimore	L	7-107-0
11/20/1994	Desmond Howard	at Dallas	L	7-107-1
11/22/1998	Leslie Shepherd	vs Arizona	L	7-107-1
10/30/2016	Jamison Crowder	at Cincinnati	T	9-107-1
10/4/1959	Bill Anderson	at Pittsburgh	W	3-106-1
11/3/1940	James Johnston	vs Pittsburgh	W	4-106-2
11/2/1958	Joe Walton	at Pittsburgh	L	4-106-1
10/4/1992	Gary Clark	at Phoenix	L	4-106-0
12/12/1954	Hugh Taylor	vs Chi. Cardinals	W	5-106-3
9/28/1975	Roy Jefferson	vs NY Giants	W	5-106-2
12/26/1999	Albert Connell	at San Francisco	W	5-106-0
11/26/1967	Bobby Mitchell	at Cleveland	L	6-106-1
11/3/1985	Art Monk	at Atlanta	W	6-106-1
10/1/1967	Charley Taylor	vs NY Giants	W	7-106-0
9/20/1981	Ricky Thompson	at St. Louis	L	7-106-2
10/31/1983	Art Monk	at San Diego	W	7-106-0
9/16/1990	Gary Clark	at San Francisco	L	7-106-0
10/13/1991	Art Monk	vs Cleveland	W	7-106-1
9/4/2003	Laveranues Coles	vs NY Jets	W	5-106-0
11/13/2011	Leonard Hankerson	at Miami	L	8-106-0
11/21/2010	Santana Moss	at Tennessee	W	6-106-1
12/3/2012	Pierre Garçon	vs NY Giants	W	8-106-1
12/14/1958	Bill Anderson	vs Philadelphia	W	3-105-1
10/9/1966	Charley Taylor	vs Atlanta	W	3-105-1
12/16/1973	Larry Brown	vs Philadelphia	W	3-105-3
10/17/1983	Art Monk	at Green Bay	L	5-105-0
11/2/1975	Frank Grant	vs Dallas	W	6-105-1
11/11/1984	Calvin Muhammad	vs Detroit	W	7-105-0
9/4/1994	Henry Ellard	vs Seattle	L	7-105-0
9/21/2003	Laveranues Coles	vs NY Giants	L	7-105-0
10/14/2007	Chris Cooley	at Green Bay	L	9-105-1
9/11/2011	Fred Davis	vs NY Giants	W	5-105-0
11/6/2011	Roy Helli, Jr.	vs San Francisco	L	14-105-0
11/18/2001	Michael Westbrook	at Denver	W	9-104-1
10/13/1957	Jim Padoley	vs NY Giants	L	3-104-1
12/11/1988	Terry Orr	vs Dallas	L	3-104-1
9/27/1998	Michael Westbrook	vs Denver	L	3-104-1
10/28/1984	Art Monk	at NY Giants	L	4-104-0
10/6/1957	John Carson	at Cardinals	W	5-104-1
10/14/1984	Calvin Muhammad	vs Dallas	W	5-104-1
12/13/1981	Virgil Seay	vs Baltimore	W	7-104-1
10/4/1970	Jerry Smith	at Philadelphia	W	8-104-1
11/25/1984	Art Monk	vs Buffalo	W	11-104-1
10/31/1948	Tom Farmer	vs Boston	W	5-103-0
11/12/1967	Bobby Mitchell	vs San Francisco	W	5-103-0
11/10/1985	Art Monk	vs Dallas	L	5-103-0
9/28/1986	Art Monk	vs Seattle	W	5-103-0
11/18/1945	Steve Bagarus	vs Chicago	W	6-103-1
11/23/1947	Paul McKee	vs Chi. Cardinals	W	7-103-2
12/8/1968	Jerry Smith	vs Cleveland	L	7-103-1
12/11/1988	Art Monk	vs Dallas	L	7-103-0

12/30/2006	Santana Moss	vs NY Giants	L	6-103-1
10/1/1950	Hugh Taylor	vs Pittsburgh	L	4-102-1
10/26/1947	Joe Duckworth	vs Chicago	L	5-102-2
11/2/1986	Art Monk	vs Minnesota	W	6-102-1
11/5/2000	James Thrash	at Arizona	L	6-102-0
10/22/1967	Jerry Smith	at Los Angeles	T	7-102-3
10/19/1970	Charley Taylor	at Oakland	L	7-102-1
11/26/1967	A.D. Whitfield	at Cleveland	L	8-102-0
9/13/1987	Gary Clark	vs Philadelphia	W	8-102-0
10/8/1989	Art Monk	vs Phoenix	W	8-102-1
9/12/2016	DeSean Jackson	vs Pittsburgh	L	6-102-0
11/20/2016	Jamison Crowder	vs Green Bay	W	3-102-1
12/11/2016	DeSean Jackson	at Philadelphia	W	3-102-1
10/13/1940	Dick Todd	vs Chi. Cardinals	W	2-101-1
9/11/1989	Gary Clark	vs NY Giants	L	6-101-0
10/31/1983	Charlie Brown	at San Diego	W	8-101-0
11/12/1967	Jerry Smith	vs San Francisco	W	9-101-2
9/5/1983	Alvin Garrett	vs Dallas	L	10-101-0
12/6/2009	Devin Thomas	vs New Orleans	L	7-100-2
11/15/1953	Hugh Taylor	vs Chicago	L	2-100-1
10/31/1943	Joe Aguirre	at Brooklyn	W	4-100-2
11/3/1963	Bobby Mitchell	at Dallas	L	5-100-0
11/15/1970	Charley Taylor	at NY Giants	L	5-100-1
10/13/1957	John Carson	vs NY Giants	L	6-100-1
10/22/1972	Larry Brown	vs Dallas	W	7-100-1
12/5/1982	Art Monk	vs Dallas	L	7-100-0
9/7/1986	Gary Clark	vs Philadelphia	W	7-100-0
1/9/1993	Gary Clark	at San Francisco	L	7-100-0
11/10/2002	Rod Gardner	at Jacksonville	L	7-100-1
10/7/2007	Antwaan Randle El	vs Detroit	W	7-100-0
12/19/2010	Anthony Armstrong	at Dallas	L	5-100-0

MILESTONE GAMES

MILESTONE GAME FACTS & FIGURES

Who has the most 100- or 300-yard games in team history? What is the Redskins' record in these contests? Find out below.

TOP TEN: 100-YARD RUSHING GAMES

Rank	Player	No. of Games
1	Clinton Portis	26
2	John Riggins	25
3	Larry Brown	21
4	Stephen Davis	19
5	Alfred Morris	13
6t	Earnest Byner	12
6t	George Rogers	12
6t	Terry Allen	12
9t	Cliff Battles	9
9t	Ladell Betts	9

TOP TEN: 300-YARD PASSING GAMES

Rank	Player	No. of Games
1	Kirk Cousins	19
2	Sonny Jurgensen	15
3	Joe Theismann	14
4	Mark Rypien	11
5t	Sammy Baugh	7
5t	Jay Schroeder	7
5t	Robert Griffin III	7
8	Jason Campbell	6
9	Norm Snead	5
10t	Brad Johnson	4
10t	Mark Brunell	4
10t	Rex Grossman	4

TOP TEN: 100-YARD RECEIVING GAMES

Rank	Player	No. of Games
1	Art Monk	36
2	Gary Clark	28
3	Bobby Mitchell	23
4	Charley Taylor	22
5	Santana Moss	17
6	Hugh Taylor	15
7t	DeSean Jackson	12
7t	Michael Westbrook	12
9	Ricky Sanders	11
10	Henry Ellard	10

TOTALS

Players to record at least one 100-yard rushing game: 53
 Total number of individual 100-yard rushing performances: 246

Players to record at least one 300-yard passing game: 24
 Total number of individual 300-yard passing performances: 125

Players to record at least one 100-yard receiving game: 78
 Total number of individual 100-yard receiving performances: 340

RECORD WHEN...

... a Redskin rushes for 100 yards or more:	184-57-1
... two Redskins rush for 100 yards or more:	4-0
... a Redskin passes for 300 yards or more:	61-60-4
... at least one Redskin posts 100 receiving yards:	159-137-10
... only one Redskin posts 100 or more receiving yards:	140-124-8
... only two Redskins post 100 or more receiving yards:	17-12-2
... three Redskins register 100 or more receiving yards:	1-1
... at least one Redskin posts 150 or more receiving yards:	37-25-2
... at least one Redskin posts 200 or more receiving yards:	7-4

OVERTIME GAMES

In 1974, the NFL established overtime to decide regular season games. Since then, the Redskins have compiled a 25-15-2 record in overtime games.

Nov. 2, 1975 - RFK Stadium
Washington 30, Dallas 24

Ken Houston returned a Roger Staubach interception 14 yards, and Billy Kilmer scored the winning touchdown after 6:34 of overtime action.

Nov. 16, 1975 - Busch Stadium
St. Louis 20, Washington 17

The Cards scored with 20 seconds remaining on a catch by Mel Gray to force overtime. St. Louis won the coin toss and marched to set up a 37-yard Jim Bakken field goal to win after seven minutes of play.

Nov. 23, 1975 - RFK Stadium
Oakland 26, Washington 23

George Blanda's 27-yard field goal decided the contest after 7:13.

Sept. 27, 1976 - Veterans Stadium
Washington 20, Philadelphia 17

Mark Moseley's 29-yard field goal won the Monday night game with 12:49 elapsed in overtime.

Nov. 12, 1978 - RFK Stadium
Washington 16, New York Giants 13

Washington won on Moseley's 45-yard field goal after 3:32 elapsed.

Nov. 15, 1981 - Giants Stadium
Washington 30, New York Giants 27

Moseley kicked a 49-yard field goal on the game's final play to force overtime and a 48-yard field goal to win with 3:44 elapsed.

Sept. 12, 1982 - Veterans Stadium
Washington 37, Philadelphia 34

The Redskins sent the game into overtime on a 48-yard field goal by Moseley with :01 to play. Moseley won the game with a 26-yarder.

Nov. 2, 1986 - RFK Stadium
Washington 44, Minnesota 38

Jay Schroeder engineered a four-play, 63-yard drive ending with a Gary Clark 38-yard touchdown pass.

Dec. 26, 1987 - Metrodome
Washington 27, Minnesota 24

Ricky Sanders' 51-yard touchdown reception from Doug Williams with less than two minutes remaining tied the score at 24. Ali Haji-Sheikh kicked the 26-yard game-winning field goal after Sanders' 36-yard kickoff return in overtime.

Dec. 17, 1988 - Riverfront Stadium
Cincinnati 20, Washington 17

Jim Breech connected from 20 yards out seven minutes into sudden death.

Nov. 4, 1990 - Pontiac Silverdome
Washington 41, Detroit 38

Chip Lohmiller's 34-yard field goal 9:10 into overtime capped the Redskins comeback that equalled the team's greatest in history. Down by 21 points in the third quarter and 17 points entering the fourth, Jeff Rutledge's 12-yard run tied the game with :18 seconds remaining.

Nov. 3, 1991 - RFK Stadium
Washington 16, Houston 13

Darrell Green intercepted a Warren Moon pass which set-up Lohmiller's 41-yard field goal 5:01 into overtime moving the Redskins to a 9-0 record. The Oilers tied the game with less than two minutes in regulation and had a chance to win after Brian Mitchell fumbled the kickoff, but Ian Howfield's 33-yard attempt sailed wide left.

Oct. 16, 1994 - RFK Stadium
Arizona 19, Washington 16

Arizona scored the tying touchdown with :19 left in regulation. Arizona's game-winner was set up by Terry Hoage, who intercepted a Heath Shuler pass and returned it 12 yards to the 23. Peterson kicked the game-winning 29-yard field goal.

Oct. 8, 1995 - Veterans Stadium
Philadelphia 37, Washington 34

Down 10 points in the 4th quarter, Gus Frerotte guided the Redskins back with a touchdown pass to Henry Ellard and Eddie Murray's 46-yard field goal tied it up with :52 left. In OT, Washington stalled on its opening drive and the Eagles' Gary Anderson won the game with a 35-yard field goal.

Oct. 22, 1995 - RFK Stadium
Washington 36, Detroit 30

Trailing 30-27, Eddie Murray's 39-yard field goal tied it with :04 to play. Darrell Green's seven-yard interception return of a Scott Mitchell pass for a touchdown 3:41 into overtime ended the game.

Nov. 10, 1996 - RFK Stadium
Arizona 37, Washington 34

In one of the most bizarre games in Redskins history, the Skins led by 14 points in the fourth quarter only to squander the lead. The Cardinals won the coin toss and drove to the Redskins 15, only to have Kevin Butler miss. The Skins' Scott Blanton booted the apparent 38-yard game-winner, but a holding penalty forced a retry from 48 that went wide left. Arizona then missed a 29-yarder that was negated because the Redskins were offside. Butler's third attempt was good from 32 yards.

Nov. 24, 1996 - RFK Stadium
San Francisco 19, Washington 16

San Francisco's William Floyd's 1-yard touchdown run tied the game in regulation. After winning the coin toss in overtime, the 49ers' Jeff Wilkins hit a 38-yard field goal to win.

Sept. 14, 1997 - Jack Kent Cooke Stadium
Washington 19, Arizona 13

In the inaugural game at Jack Kent Cooke Stadium, the Redskins won with 13:24 left in overtime when Gus Frerotte, sidestepping a heavy rush, threw a 40-yard strike to a leaping Michael Westbrook in the end zone. The winning points were set up two plays earlier when rookie defensive end Kernal Lang forced and recovered a fumble on the Redskins 35-yard line.

Nov. 23, 1997 - Jack Kent Cooke Stadium
Washington 7, NY Giants 7

In overtime, the Redskins turned the ball over three times, but the defense forced two punts and the Giants missed a 54-yard field goal. With under two minutes remaining, the Redskins drove to the Giants 36-yard line, but a 54-yard field goal attempt fell short with 11 seconds left in overtime.

OVERTIME GAMES

Sept. 12, 1999 - FedExField

Dallas 41, Washington 35

Dallas stopped the Skins' first overtime drive and then scored on a 76-yard bomb from Troy Aikman to Rocket Ismail.

Nov. 28, 1999 - FedExField

Washington 20, Philadelphia 17

Brett Conway's game-winning 27-yard FG was set up by a 48-yard kickoff return by James Thrash, which opened the overtime period. The Eagles never had the ball.

Dec. 26, 1999 - 3Com Park

Washington 26, San Francisco 20

The Redskins overcame a 10-point fourth quarter deficit to win their ninth game of the year and clinch the NFC East. Brad Johnson's QB sneak from the 1-yard line with 3:28 left in regulation sent the game into the extra period. On the opening drive, Johnson connected with Larry Centers for a 33-yard TD.

Oct. 1, 2000 - FedExField

Washington 20, Tampa Bay 17

Tampa Bay forced the overtime when Martin Gramatica connected on a 42-yard field goal as the regulation clock fell to 0:00. 10:51 into the extra period, Deion Sanders ignited the crowd with a 57-yard punt return, setting up the game winning 20-yard field goal by Michael Husted.

Oct. 21, 2001 - FedExField

Washington 17, Carolina 14

Placekicker Brett Conway kicked a 23-yard field goal in overtime to seal the Redskins' first victory of the season and the first under Marty Schottenheimer, 17-14. The Redskins forced overtime by overcoming a 14-point deficit in the fourth quarter thanks to a 67-yard interception return for touchdown by LaVar Arrington and an 85-yard touchdown pass from Tony Banks to Rod Gardner.

Sept. 21, 2003 - FedExField

New York Giants 24, Washington 21

With less than five minutes left in regulation, Washington overcame a 21-10 deficit to send the game into overtime. The Giants won the toss and drove downfield from their own 6-yard line. Kicker Matt Bryant connected on a 29-yard field goal to cap off New York's first scoring drive since the second quarter and seal the 24-21 victory.

Oct. 2, 2005 - FedExField

Washington 20, Seattle 17

With a chance to win the game at the end of regulation with 0:01 left on the clock, Seattle kicker Josh Brown missed a 47-yard field goal, sending the game into overtime. After winning the coin toss, the Redskins went on a 5:31 drive that culminated with a Nick Novak 39-yard field goal to seal Washington's victory over the Seahawks.

Nov. 27, 2005 - FedExField

San Diego 23, Washington 17

San Diego running back LaDainian Tomlinson scored a 32-yard touchdown run with 3:37 remaining to tie the game at 17. With 0:35 remaining, the Redskins had an opportunity to take the lead with a 53-yard field goal but the ball sailed wide right. In overtime, San Diego ran two plays that culminated in a 41-yard touchdown run, again by Tomlinson to seal the victory.

Oct. 1, 2006 - FedExField

Washington 36, Jacksonville 30

Jacksonville sent the game into overtime with 0:06 on the clock when kicker Josh Scobee connected on a 41-yard field goal. Washington won the coin toss and proceeded to take the ball 80 yards on three plays for the game-winning score. Quarterback Mark Brunell connected with wide receiver Santana Moss for a 68-yard touchdown pass to seal the win.



Dec. 24, 2006 - Edward Jones Dome

St. Louis 37, Washington 31

Washington kicker Shaun Suisham nailed a field goal with 1:15 remaining in regulation to tie the score at 31 and send it into overtime. St. Louis came back in overtime and, six minutes into the extra time, running back Steven Jackson took a handoff 21 yards for the game winning touchdown.

Sept. 9, 2007 - FedExField

Washington 16, Miami 13

In overtime, the Redskins won the coin toss and elected to receive. Running backs Clinton Portis and Ladell Betts combined for 46 rushing yards and quarterback Jason Campbell completed a key third-down pass to tight end Chris Cooley, keeping the drive alive. As soon as the Redskins got into field goal range, kicker Shaun Suisham nailed the 39-yard field goal to seal the victory.

Nov. 4, 2007 - Meadowlands

Washington 23, New York Jets 20

Jets kicker Mike Nugent connected on a 30-yard field goal with 0:15 left in regulation to tie the game at 20-20 and send the game into overtime. Washington running back Clinton Portis bulldozed his way down the field in overtime, setting up the game-winning 46-yard field goal by kicker Shaun Suisham.

Dec. 6, 2009 - FedExField

New Orleans 33, Washington 30

Saints quarterback Drew Brees drove 80 yards at the end of regulation to tie the game at 30-30. In overtime, the Saints marched down the field setting up an 18-yard field goal by kicker Garrett Hartley to seal the victory.

Sept. 19, 2010 - FedExField

Houston 30, Washington 27

After holding the Texans on the first possession of overtime, the Redskins drove to the Houston 34-yard line, but kicker Graham Gano pushed a 52-yard attempt wide right. On the ensuing drive, Neil Rackers connected on a 35-yard field goal to give Houston the win.

OVERTIME GAMES

Oct. 10, 2010 – FedExField Washington 16, Green Bay 13

LaRon Landry intercepted an Aaron Rodgers pass on Green Bay's second overtime possession and the Redskins drove 24 yards to set up a game-winning 33-yard field goal by kicker Graham Gano in the team's Week 5 win against the eventual Super Bowl champions.

Nov. 21, 2010 – LP Field Washington 19, Tennessee 16

After missing a potential game-winning field goal at the end of regulation, Graham Gano redeemed himself in overtime, capping off a 10-play, 57-yard drive with a 48-yarder on the Redskins' first overtime possession to secure a 19-16 road win.

Dec. 26, 2010 – EverBank Field Washington 20, Jacksonville 17

A 20-yard touchdown run by Jacksonville quarterback David Garrard in the final three minutes of regulation helped the Jaguars force overtime. Jacksonville won the toss and elected to receive, but on their third offensive play of overtime, cornerback Kevin Barnes intercepted Garrard, setting up Graham Gano for a 31-yard game-winning field goal.

Nov. 20, 2011 – FedExField Dallas 27, Washington 24

Redskins quarterback Rex Grossman lofted a perfect fade to receiver Donté Stallworth in the corner of the end zone with 14 seconds remaining in regulation to force overtime. The Redskins missed a 52-yard field goal attempt on the first possession of overtime, and Dallas responded as kicker Dan Bailey hit a 39-yard field goal above the right upright for a Dallas victory.

Dec. 9, 2012 – FedExField Washington 31, Baltimore 28

Baltimore took an eight-point lead with less than five minutes to play, but Washington quarterbacks Robert Griffin III and Kirk Cousins led a 13-play, 88-yard drive to tie the game at 28-28. Cousins, in place of an injured Griffin III, threw an 11-yard touchdown pass to Pierre Garçon and followed it with a two-point conversion on a quarterback draw. In overtime, Washington forced the eventual Super Bowl champion Ravens to go three-and-out, and after a 64-yard punt return by rookie Richard Crawford, kicker Kai Forbath hit a 34-yard game-winning field goal.

Nov. 3, 2013 – FedExField Washington 30, San Diego 24

Leading 24-21 on Homecoming Weekend, the Redskins' defense faced first-and-goal from its own 1-yard line with 21 seconds remaining. After stopping Danny Woodhead on first down, the Redskins forced two Philip Rivers incompletions and forced the Chargers to settle for a game-tying 19-yard field goal by Nick Novak. Washington took the ball on the first possession of overtime and promptly drove 78 yards in 10 plays, winning the game on fullback Darrel Young's team-record-tying third rushing touchdown of the day.

Oct. 27, 2014 – AT&T Stadium Washington 20, Dallas 17

Led by quarterback Colt McCoy in his first start with the team, the Redskins earned their first overtime win against the rival Cowboys since Nov. 2, 1975. On Monday Night Football, McCoy completed 25-of-30 passes for 299 yards, including engineering a nine-play, 58-yard drive culminating in a 40-yard Kai Forbath field goal on overtime's first possession. Rookie cornerback Bashaud Breeland batted away a fourth down pass on the ensuing Cowboys possession, giving the Redskins a 20-17 win.

Oct. 11, 2015 – Georgia Dome Atlanta 25, Washington 19

The Redskins trailed by three with 24 seconds remaining in regulation. Quarterback Kirk Cousins led the Redskins 46 yards in four plays, and kicker Dustin Hopkins hit a then-career-long 52-yard field goal with no time remaining to force overtime with the teams tied at 19-19. The Redskins received the ball to start overtime, but on the seventh play of the drive, wide receiver Ryan Grant slipped in his route, allowing Falcons cornerback Robert Alford to intercept a Cousins pass and race 59 yards down the right sideline for the game-winning touchdown.

Oct. 30, 2016 – Wembley Stadium Washington 27, Cincinnati 27

In the Redskins' first game in London, the Redskins and Bengals treat an international audience to a back-and-forth game that featured five lead changes. Trailing 27-24 with 3:15 remaining, quarterback Kirk Cousins engineered a 10-play, 45-yard drive to set-up kicker Dustin Hopkins for a game-tying 40-yard field goal with 1:07 remaining in regulation. In overtime, Hopkins pulled a potential game-winning 34-yard field goal wide left. The Redskins forced a fumble on the Bengals' ensuing possession, and a potential Hail Mary pass for the Redskins on their next drive sailed out of bounds, resulting in the Redskins' second tie of the overtime era.

OVERTIME RECORDS

Washington's .619 all-time winning percentage in overtime games (including postseason play) ranks atop all NFL teams entering 2017.

Team	W	L	T	Pct.
Washington Redskins	25	15	2	0.619
Arizona Cardinals	26	16	3	0.611
Denver Broncos	30	19	2	0.608
Buffalo Bills	21	15	0	0.583
Baltimore Ravens	13	10	1	0.563

PLAYERS OF THE WEEK/MONTH

NFC PLAYERS OF THE WEEK

OFFENSE [39]

YEAR	WEEK	POS	PLAYER
1984	7	RB	John Riggins
1984	16	WR	Art Monk
1985	16	WR	George Rogers
1985	15	RB	Art Monk
1986	9	QB	Jay Schroeder
1986	12	WR	Gary Clark
1987	4	WR	Anthony Allen
1988	10	QB	Doug Williams
1988	14	WR	Ricky Sanders
1989	15	QB	Mark Rypien
1990	9	QB	Jeff Rutledge
1990	11	QB	Mark Rypien
1990	13	T	Jim Lachey
1991	11	QB	Mark Rypien
1991	12	WR	Art Monk
1991	7	WR	Art Monk
1992	6	WR	Art Monk
1993	1	QB	Mark Rypien
1994	8	QB	Gus Frerotte
1995	5	RB	Terry Allen
1999	4	QB	Brad Johnson
1999	2	QB	Brad Johnson
1999	11	RB	Stephen Davis
2000	8	WR	Albert Connell
2001	6	WR	Rod Gardner
2002	1	QB	Shane Matthews
2005	16	WR	Santana Moss
2005	2	WR	Santana Moss
2006	4	WR	Santana Moss
2007	16	RB	Clinton Portis
2007	14	QB	Todd Collins
2007	5	QB	Jason Campbell
2008	5	RB	Clinton Portis
2012	1	QB	Robert Griffin III
2012	11	QB	Robert Griffin III
2012	17	RB	Alfred Morris
2015	7	QB	Kirk Cousins
2015	10	QB	Kirk Cousins
2016	11	QB	Kirk Cousins

DEFENSE [36]

YEAR	WEEK	POS	PLAYER
1984	15	CB	Darrell Green
1984	3	CB	Vernon Dean
1984	6	DT	Dave Butz
1985	8	S	Curtis Jordan
1986	1	DT	Dave Butz
1987	14	DE	Charles Mann
1987	10	CB	Darrell Green
1989	13	CB	A.J. Johnson
1990	17	LB	Wilber Marshall
1991	6	LB	Wilber Marshall
1992	7	LB	Wilber Marshall
1992	13	S	Brad Edwards
1992	15	S	Danny Copeland
1993	10	CB	Darrell Green
1995	14	S	Stanley Richard
1996	2	DT	Sean Gilbert
1997	13	LB	Ken Harvey
1997	17	CB	Darrell Green
1997	5	CB	Cris Dishman
1998	13	CB	Darrell Green
1999	3	DE	Kenard Lang
1999	6	CB	Champ Bailey
2000	12	DE	Bruce Smith
2000	5	DE	Marco Coleman
2000	5	CB	Deion Sanders
2003	4	CB	Champ Bailey
2005	15	DE	Phillip Daniels
2006	12	S	Sean Taylor
2006	9	S	Troy Vincent
2008	2	S	Chris Horton
2009	14	LB	Brian Drakpo
2010	5	S	LaRon Landry
2010	7	CB	DeAngelo Hall
2011	4	LB	Brian Drakpo
2011	12	CB	DeAngelo Hall
2014	7	LB	Keenan Robinson

SPECIAL TEAMS [16]

YEAR	WEEK	POS	PLAYER
1991	2	K	Chip Lohmiller
1994	2	RET	Brian Mitchell
1996	2	RET	Brian Mitchell
1997	7	P	Matt Turk
1998	9	P	Matt Turk
1998	14	RET	Brian Mitchell
2005	14	RET	Antonio Brown
2005	17	ST	Mike Sellers
2007	9	K	Shaun Suisham
2008	8	RET	Santana Moss
2008	16	P	Ryan Plackemeier
2009	14	P	Hunter Smith
2010	16	K	Graham Gano
2014	8	K	Kai Forbath
2016	3	K	Dustin Hopkins
2016	5	RET	Jamison Crowder

**** NOTE - The NFL started awarding weekly honors in 1984.**

NFC PLAYERS OF THE MONTH

OFFENSE [7]

YEAR	MONTH	POS	PLAYER
1990	Dec	RB	Earnest Byner
1991	Nov	WR	Gary Clark
1996	Oct	RB	Terry Allen
2007	Dec	QB	Todd Collins
2008	Oct	RB	Clinton Portis
2015	Dec	QB	Kirk Cousins
2016	Nov	QB	Kirk Cousins

DEFENSE [5]

YEAR	MONTH	POS	PLAYER
1986	Nov	DE	Dexter Manley
1991	Oct	LB	Wilber Marshall
1992	Oct	LB	Wilber Marshall
2005	Dec	LB	Marcus Washington
2012	Dec	LB	London Fletcher

SPECIAL TEAMS [3]

YEAR	MONTH	POS	PLAYER
1993	Sept	S	Pat Eilers
1997	Oct	P	Matt Turk
2016	Sept	K	Dustin Hopkins

PRESEASON RESULTS SINCE 1961

1961 (0-5)

8/11...vs. Los Angeles...7-26...L
 8/19...vs. Chicago...13-29...L...Charleston, SC
 8/26...vs. Baltimore...7-41...L...Norfolk, VA
 9/2...vs. Philadelphia...10-17...L...Bristol, TN
 9/9...vs. Green Bay...24-31...L...Columbus, GA

1962 (1-4)

8/11...at Los Angeles...7-37...L
 8/16...vs. Baltimore...14-34...L
 8/25...vs. Philadelphia...7-24...L...Charlotte, NC
 9/1...vs. Chicago...29-28...W...Norfolk, VA
 9/8...vs. Green Bay...14-20...L...Columbus, GA

1963 (0-4)

8/15...vs. Chicago...26-28...L
 8/24...vs. Philadelphia...13-41...L...Charlotte, NC
 8/31...vs. Baltimore...13-27...L...Norfolk, VA
 9/6...vs. Green Bay...17-28...L

1964 (2-3)

8/8...vs. Detroit...27-28...L...Charlotte, NC
 8/15...vs. Chicago...13-14...L...Richmond, VA
 8/22...vs. NY Giants...27-24...W...Ithaca, NY
 8/27...vs. Baltimore...14-41...L
 9/5...vs. St. Louis...17-10...W...Norfolk, VA

1965 (3-3)

8/3...vs. Philadelphia...37-0...W...Hershey, PA
 8/12...vs. Chicago...30-31...L
 8/21...vs. St. Louis...13-7...W...Richmond, VA
 8/28...vs. Minnesota...16-20...L...Charlotte, NC
 9/4...vs. Baltimore...23-33...L...Norfolk, VA
 9/12...vs. Detroit...20-3...W...Canton, OH

1966 (1-3)

8/3...vs. Baltimore...0-35...L
 8/20...vs. Chicago...10-24...L...Norfolk, VA
 8/26...vs. Minnesota...27-30...L...Cleveland, OH
 9/3...vs. Philadelphia...35-20...W

1967 (4-1)

8/9...vs. Chicago...37-14...W
 8/19...vs. NY Giants...31-13...W...Raleigh, NC
 8/26...at Boston...13-7...W
 8/31...vs. Baltimore...17-23...L
 9/9...vs. Pittsburgh...16-10...W...Norfolk, VA

1968 (3-3)

8/1...at Houston...3-9...L
 8/10...vs. Atlanta...16-14...W...Tampa, FL
 8/16...vs. Baltimore...13-15...L
 8/24...vs. Chicago...13-45...L...Raleigh, NC
 8/29...vs. Detroit...16-10...W
 9/7...vs. Pittsburgh...24-17...W...Norfolk, VA

1969 (2-4)

8/2...vs. Chicago...13-7...W
 8/8...at Buffalo...17-21...L
 8/23...at Atlanta...24-7...W
 8/30...vs. Detroit...20-21...L...Tampa, FL
 9/6...vs. Cleveland...10-20...L
 9/14...at Philadelphia...17-26...L

1970 (5-1)

8/8...at Cincinnati...12-27...L
 8/16...at Boston...45-21...W
 8/21...vs. Atlanta...21-13...W
 8/28...vs. Buffalo...27-0...W
 9/5...vs. Miami...26-21...W...Tampa, FL
 9/12...vs. Baltimore...17-14...W

1971 (2-3-1)

8/7...at San Diego...10-19...L
 8/14...at Denver...17-13...W
 8/21...vs. St. Louis...20-13...W
 8/28...vs. Baltimore...14-20...L
 9/4...at Miami...10-27...L
 9/11...vs. Cincinnati...17-17...T

1972 (2-3-1)

8/4...vs. Baltimore...33-3...W...Tampa, FL
 8/11...vs. Denver...41-0...W
 8/18...vs. Philadelphia...34-10...W
 8/25...at Detroit...10-23...L
 8/31...vs. Miami...24-27...L
 9/9...at Pittsburgh...10-10...T

1973 (5-1)

8/3...vs. Detroit...14-17...L
 8/10...vs. Denver...14-10...W
 8/17...at Buffalo...37-21...W
 8/25...vs. Baltimore...20-3...W
 9/2...at New England...35-14...W
 9/9...vs. Chicago...17-3...W

1974 (2-4)

8/2...vs. New England...17-21...L
 8/9...vs. Houston...3-48...L
 8/18...vs. Buffalo...15-16...L
 8/24...at Cleveland...20-17...W
 8/30...vs. Pittsburgh...19-21...L
 9/6...vs. Baltimore...7-6...W

1975 (4-3)

8/2...vs. Cincinnati...17-9...W...Canton, OH
 8/8...vs. Atlanta...14-16...L
 8/16...at Houston...13-24...L
 8/22...vs. Cleveland...23-14...W
 8/29...vs. Detroit...34-13...W
 9/7...vs. NY Jets...31-35...L
 9/12...vs. Baltimore...24-10...W

1976 (2-4)

7/31...at Atlanta...17-10...W
 8/6...at Baltimore...3-20...L
 8/14...vs. Pittsburgh...7-27...L
 8/21...at Kansas City...20-23...L
 8/28...at NY Jets...38-7...W
 9/3...vs. Chicago...7-9...L

1977 (4-2)

8/8...at Cleveland...16-14...W
 8/13...at Miami...15-27...L
 8/18...vs. Kansas City...13-7...W
 8/27...at Green Bay...13-9...W
 9/4...at New England...7-45...L
 9/9...vs. NY Jets...14-7...W

1978 (2-2)

8/5...at Minnesota...13-20...L
 8/11...vs. Green Bay...20-12...W
 8/18...at Baltimore...17-16...W
 8/25...vs. Atlanta...7-10...L

1979 (2-2)

8/4...at Tampa Bay...9-7...W
 8/11...at Denver...6-13...L
 8/18...at Atlanta...16-6...W
 8/24...vs. Cleveland...9-21...L

1980 (3-1)

8/9...at Baltimore...13-3...W
 8/18...at Cleveland...12-3...W
 8/23...vs. Oakland...34-17...W
 8/29...at Tampa Bay...6-11...L

1981 (3-1)

8/7...vs. Kansas City...16-10...W
 8/14...vs. Minnesota...27-13...W
 8/22...at Baltimore...13-7...W
 8/30...at New England...10-19...L

1982 (0-4)

8/14...at Miami...7-24...L
 8/21...at Tampa Bay...13-28...L
 8/27...vs. Buffalo...14-20...L
 9/3...at Cincinnati...21-28...L

1983 (2-2)

8/6...at Atlanta...10-13...L
 8/12...vs. Cincinnati...27-23...W
 8/19...vs. Miami...7-38...L
 8/27...at Buffalo...27-19...W

1984 (2-2)

8/4...at Denver...16-13...W
 8/10...vs. L.A. Raiders...20-21...L
 8/17...vs. New England...27-31...L
 8/25...at New Orleans...14-6...W

1985 (4-0)

8/10...at Atlanta...17-14...W
 8/18...at L.A. Raiders...14-9...W
 8/23...vs. New England...37-36...W
 8/30...at Tampa Bay...20-7...W

1986 (3-1)

8/10...at New England...7-18...L
 8/15...vs. Pittsburgh...27-24...W
 8/23...at Tampa Bay...21-13...W
 8/29...vs. Atlanta...29-21...W

1987 (3-1)

8/14...vs. Pittsburgh...23-17...W
 8/22...vs. Green Bay...30-0...W...Madison, WI
 8/29...at Tampa Bay...10-17...L
 9/5...at L.A. Rams...26-14...W

1988 (3-1)

8/5...vs. Pittsburgh...31-44...L
 8/13...at Miami...27-10...W
 8/20...at L.A. Raiders...45-27...W
 8/27...vs. Atlanta...34-17...W...Birmingham, AL

1989 (4-1)

8/5...vs. Buffalo...31-6...W...Canton, OH
 8/12...at Pittsburgh...21-14...W
 8/21...at Minnesota...13-24...L
 8/25...vs. Miami...35-21...W
 9/1...at New Orleans...26-21...W

1990 (3-1)

8/11...vs. Atlanta...27-31...L...Chapel Hill, NC
 8/17...vs. Pittsburgh...27-24...W
 8/25...at Cleveland...31-13...W
 8/31...vs. L.A. Rams...37-10...W

1991 (1-3)

8/4...at Pittsburgh...7-13...L
 8/10...at New England...27-6...W
 8/16...vs. Cleveland...21-24 (OT) L
 8/24...vs. NY Jets...9-13...L...Columbia, SC

PRESEASON RESULTS SINCE 1961

1992 (1-4)

8/1...vs. Miami.....21-22 ... L.....Orlando, FL
 8/8...at NY Jets.....13-14 ... L.....
 8/16...vs. San Francisco..15-17... L.....London
 8/22...at L.A. Raiders...27-23... W.....
 8/29...vs. Minnesota.....0-30... L.....

1993 (3-1)

8/9...vs. Cleveland.....41-12 ... W.....
 8/14...at Miami.....10-19 ... L.....
 8/22...at Pittsburgh.....10-3 ... W.....
 8/27...vs. NY Jets.....17-3 ... W.....

1994 (1-3)

8/8...at Buffalo.....11-13 ... L.....
 8/12...vs. Kansas City....14-17... L.....
 8/18...at New England..17-27 ... L.....
 8/26...vs. Pittsburgh.....22-21 ... W.....

1995 (1-3)

8/5...at Kansas City....21-37 ... L.....
 8/12...vs. Houston.....16-13 ... W.....Nashville, TN
 8/19...at Miami.....12-27 ... L.....
 8/25...at Green Bay.....23-35 ... L.....

1996 (1-3)

8/2...at Buffalo.....17-7 ... W.....
 8/9...at Detroit.....25-34 ... L.....
 8/16...vs. Cincinnati.....7-28 ... L.....
 8/23...at New England..19-27 ... L.....

1997 (3-1)

8/2...at Tampa Bay....20-8 ... W.....
 8/9...at Tennessee....18-12 ... W.....
 8/16...at Atlanta.....35-31 ... W.....
 8/21...at Miami.....7-28 ... L.....

1998 (1-3)

8/8...vs. Miami.....16-19 ... L.....
 8/15...at Tennessee....27-24 ... W.....
 8/22...vs. New England..17-20 ... L.....
 8/28...at Buffalo.....17-27 ... L.....

1999 (3-1)

8/13...at New England..20-14 ... W.....
 8/20...vs. Buffalo.....20-19 ... W.....
 8/28...at Pittsburgh.....27-14 ... W.....
 9/3...vs. Tampa Bay....13-16 ... L.....

2000 (3-1)

8/4...at Tampa Bay....12-13 ... L.....
 8/11...vs. New England..30-20 ... W.....
 8/19...at Cleveland....24-0 ... W.....
 8/25...vs. Pittsburgh.....17-10 ... W.....

2001 (1-3)

8/12...at Kansas City....0-20 ... L.....
 8/17...vs. Atlanta.....6-27 ... L.....
 8/24...vs. Cleveland.....27-25 ... W.....
 8/30...at New England..13-33 ... L.....

2002 (4-1)

8/3...vs. San Francisco..38-7 ... W... Osaka, Japan
 8/10...at Carolina.....37-30 ... W.....
 8/18...vs. Pittsburgh.....35-34 ... W.....
 8/24...at Tampa Bay....40-10 ... W.....
 8/29...vs. New England..14-28 ... L.....

2003 (1-3)

8/9...at Carolina.....0-20... L.....
 8/16...vs. New England..13-20 ... L.....
 8/23...vs. Baltimore.....24-3 ... W.....
 8/28...at Jacksonville...15-17 ... L.....

2004 (3-2)

8/9...vs. Denver.....20-17 ... W.....Canton, OH
 8/14...vs. Carolina.....20-23 ... L.....
 8/21...at Miami.....17-0 ... W.....
 8/27...at St. Louis.....3-28 ... L.....
 9/3...vs. Atlanta.....27-0 ... W.....

2005 (1-3)

8/13...at Carolina.....10-28 ... L.....
 8/19...vs. Cincinnati....17-24 ... L.....
 8/26...vs. Pittsburgh.....17-10 ... W.....
 9/1...at Baltimore.....20-26 (OT) L.....

2006 (0-4)

8/13...at Cincinnati....3-19 ... L.....
 8/19...vs. NY Jets.....14-27 ... L.....
 8/26...at New England..0-41 ... L.....
 8/31...vs. Baltimore....10-17 ... L.....

2007 (2-2)

8/11...at Tennessee....14-6 ... W.....
 8/18...vs. Pittsburgh.....10-12 ... L.....
 8/25...vs. Baltimore....13-7 ... W.....
 8/30...at Jacksonville...14-31 ... L.....

2008 (3-2)

8/3...vs. Indianapolis..30-16 ... W.....Canton, OH
 8/9...vs. Buffalo.....17-14 ... W.....
 8/16...at NY Jets.....13-10 ... W.....
 8/23...at Carolina.....3-47 ... L.....
 8/28...vs. Jacksonville..3-24 ... L.....

2009 (1-3)

8/13...at Baltimore.....0-23 ... L.....
 8/22...vs. Pittsburgh.....17-13 ... W.....
 8/28...vs. New England..24-27 ... L.....
 9/3...at Jacksonville...17-24 ... L.....

2010 (2-2)

8/13...vs. Buffalo.....42-17 ... W.....
 8/21...vs. Baltimore....3-23 ... L.....
 8/27...at NY Jets.....16-11 ... W.....
 9/2...at Arizona.....10-20 ... L.....

2011 (3-1)

8/12...vs. Pittsburgh.....16-7 ... W.....
 8/19...at Indianapolis..16-3 ... W.....
 8/25...at Baltimore.....31-34 ... L.....
 9/1...vs. Tampa Bay....29-24 ... W.....

2012 (3-1)

8/9...at Buffalo.....7-6 ... W.....
 8/18...at Chicago.....31-33 ... L.....
 8/25...vs. Indianapolis..30-17 ... W.....
 8/29...vs. Tampa Bay....30-3 ... W.....

2013 (4-0)

9/8...at Tennessee....22-21 ... W.....
 9/19...vs. Pittsburgh.....24-13 ... W.....
 9/24...vs. Buffalo.....30-7 ... W.....
 9/29...at Tampa Bay....30-12 ... W.....

2014 (3-1)

8/7...vs. New England..23-6 ... W.....
 8/18...vs. Cleveland....24-23 ... W.....
 8/23...at Baltimore....23-17 ... L.....
 8/28...at Tampa Bay....24-10 ... W.....

2015 (3-1)

8/13...at Cleveland....20-17 ... W.....
 8/20...vs. Detroit.....21-17 ... W.....
 8/29...at Baltimore....31-13 ... W.....
 9/3...vs. Jacksonville...17-16 ... L.....

2016 (3-1)

8/11...at Atlanta.....23-17 ... L.....
 8/19...vs. NY Jets.....22-18 ... W.....
 8/26...vs. Buffalo.....21-16 ... W.....
 8/31...at Tampa Bay....20-13 ... W.....

SINCE 1961

Preseason records vs. NFL franchises since 1961

49ers	1-1-0
Bears	4-8-0
Bengals	2-5-1
Bills	11-5-0
Broncos	5-1-0
Browns	10-3-0
Buccaneers	10-5-0
Cardinals (STL/PHX/ARI)	3-1-0
Chargers	0-1-0
Chiefs	2-4-0
Colts (BAL/IND)	11-10-0
Dolphins	4-10-0
Eagles	3-4-0
Falcons	10-6-0
Giants	2-0-0
Jaguars	0-5-0
Jets	6-4-0
Lions	4-5-0
Oilers/Titans (HOU/TEN)	5-3-0
Packers	3-4-0
Panthers	1-4-0
Patriots (BOS/NE)	8-13-0
Raiders (LA/OAK)	4-1-0
Rams (LA/STL)	2-3-0
Ravens	3-6-0
Saints	2-0-0
Steelers	15-5-1
Vikings	1-5-0

PRIME-TIME GAMES SINCE 1970

Entering 2017, the Redskins are 49-64-1 in prime-time regular season contests since the 1970 AFL-NFL merger.

1970 (0-1)

10/19/70..... Mon. at Oakland 20-34 L

1971 (1-0)

12/13/71..... Mon. at LA Rams 38-24 W

1972 (2-0)

9/18/72..... Mon. at Minnesota 24-21 W

11/20/72..... Mon. vs. Atlanta 24-13 W

1973 (1-1)

10/8/73..... Mon. vs. Dallas 14-7 W

11/5/73..... Mon. at Pittsburgh 16-21 L

1974 (2-0)

9/30/74..... Mon. vs. Denver 30-3 W

12/9/74..... Mon. at LA Rams 23-17 W

1975 (1-0)

10/13/75..... Mon. vs. STL Cardinals 27-17 W

1976 (2-0)

9/27/76..... Mon. at Philadelphia 20-17 W

10/25/76..... Mon. vs. STL Cardinals 20-10 W

1977 (1-1)

11/7/77..... Mon. at Baltimore 3-10 L

11/21/77..... Mon. vs. Green Bay 10-9 W

1978 (1-1)

10/2/78..... Mon. vs. Dallas 9-5 W

11/6/78..... Mon. at Baltimore 17-21 L

1979 (1-0)

9/17/79..... Mon. vs. NY Giants 27-0 W

1980 (2-2)

9/8/80..... Mon. vs. Dallas 3-17 L

10/13/80..... Mon. at Denver 17-20 L

1983 (1-2)

9/5/83..... Mon. vs. Dallas 30-31 L

10/17/83..... Mon. at Green Bay 47-48 L

10/31/83..... Mon. at San Diego 27-24 W

1984 (2-1)

9/10/84..... Mon. at San Francisco 31-37 L

11/5/84..... Mon. vs. Atlanta 27-14 W

11/29/84..... Thu. at Minnesota 31-17 W

1985 (2-1)

9/9/85..... Mon. at Dallas 14-44 L

10/7/85..... Mon. vs. STL Cardinals 27-10 W

11/18/85..... Mon. vs. NY Giants 23-21 W

1986 (1-1)

10/27/86..... Mon. at NY Giants 20-27 L

11/17/86..... Mon. vs. San Francisco 14-6 W

1987 (1-2)

10/19/87..... Mon. at Dallas 13-7 W

11/23/87..... Mon. vs. LA Rams 26-30 L

12/20/87..... Sun. at Miami 21-23 L

1988 (0-3)

9/5/88..... Mon. at NY Giants 20-27 L

10/30/88..... Sun. at Houston (Oilers) 17-41 L

11/21/88..... Mon. at San Francisco 21-37 L

1989 (0-3)

9/11/89..... Mon. vs. NY Giants 24-27 L

11/5/89..... Sun. vs. Dallas 3-13 L

11/20/89..... Mon. vs. Denver 10-14 L

1990 (1-2)

9/30/90..... Sun. at Phoenix 38-10 W

11/12/90..... Mon. at Philadelphia 14-28 L

12/22/90..... Sat. at Indianapolis 28-35 L

1991 (4-0)

9/1/91..... Sun. vs. Detroit 45-0 W

9/9/91..... Mon. at Dallas 33-31 W

9/30/91..... Mon. vs. Philadelphia 23-0 W

10/27/91..... Sun. at NY Giants 17-13 W

1992 (1-3)

9/7/92..... Mon. at Dallas 10-23 L

10/12/92..... Mon. vs. Denver 34-3 W

11/1/92..... Sun. vs. NY Giants 7-24 L

11/23/92..... Mon. at New Orleans 3-20 L

1993 (2-2)

9/6/93..... Mon. vs. Dallas 35-16 W

10/4/93..... Mon. at Miami 10-17 L

11/1/93..... Mon. at Buffalo 10-24 L

11/7/93..... Sun. vs. Indianapolis 30-24 W

1994 (0-1)

10/9/94..... Sun. at Philadelphia 17-21 L

1995 (0-1)

10/29/95..... Sun. vs. NY Giants 15-24 L

1996 (1-0)

9/29/96..... Sun. vs. NY Jets 31-16 W

1997 (2-0-1)

8/31/97..... Sun. at Carolina 24-10 W

10/13/97..... Mon. vs. Dallas 21-16 W

11/23/97..... Sun. vs. NY Giants 7-7 T

1998 (0-2)

9/14/98..... Mon. vs. San Francisco 10-45 L

12/27/98..... Sun. at Dallas 7-23 L

1999 (2-0)

10/17/99..... Sun. at Arizona 24-10 W

12/26/99..... Sun. at San Francisco 26-20 W

2000 (2-2)

9/18/00..... Mon. vs. Dallas 21-27 L

9/24/00..... Sun. at NY Giants 16-6 W

10/30/00..... Mon. vs. Tennessee 21-27 L

11/20/00..... Mon. at St. Louis 33-20 W

2001 (1-2)

9/24/01..... Mon. at Green Bay 0-37 L

10/15/01..... Mon. at Dallas 7-9 L

12/30/01..... Sun. at New Orleans 40-10 W

2002 (1-1)

9/16/02..... Mon. vs. Philadelphia 7-37 L

10/27/02..... Sun. vs. Indianapolis 26-21 W

2003 (1-2)

9/4/03..... Thu. vs. NY Jets 16-13 W

11/23/03..... Sun. at Miami 23-24 L

12/27/03..... Sat. vs. Philadelphia 7-31 L

2004 (0-3)

9/27/04..... Mon. vs. Dallas 18-21 L

10/10/04..... Sun. vs. Baltimore 10-17 L

12/12/04..... Sun. vs. Philadelphia 14-17 L

2005 (2-0)

9/19/05..... Mon. at Dallas 14-13 W

11/6/05..... Sun. vs. Philadelphia 17-10 W

2006 (0-3)

9/11/06..... Mon. vs. Minnesota 16-19 L

9/17/06..... Sun. at Dallas 10-27 L

12/30/06..... Sat. vs. NY Giants 28-34 L

2007 (4-0)

9/17/07..... Mon. at Philadelphia 20-12 W

12/6/07..... Thu. vs. Chicago 24-16 W

12/16/07..... Sun. at NY Giants 22-10 W

12/23/07..... Sun. at Minnesota 32-21 W

2008 (0-4)

9/4/08..... Thu. at NY Giants 7-16 L

11/3/08..... Mon. vs. Pittsburgh 6-23 L

11/16/08..... Sun. vs. Dallas 10-14 L

12/7/08..... Sun. at Baltimore 10-24 L

2009 (0-3)

10/26/09..... Mon. vs. Philadelphia 17-27 L

12/21/09..... Mon. vs. NY Giants 12-45 L

12/27/09..... Sun. vs. Dallas 0-17 L

2010 (1-2)

9/12/10..... Sun. vs. Dallas 13-7 W

10/17/10..... Sun. vs. Indianapolis 24-27 L

11/15/10..... Mon. vs. Philadelphia 28-59 L

2011 (0-1)

9/26/11..... Mon. at Dallas 16-18 L

2012 (2-0)

12/3/12..... Mon. vs. NY Giants 17-16 W

12/30/12..... Sun. vs. Dallas 28-18 W

2013 (0-5)

9/9/13..... Mon. vs. Philadelphia 27-33 L

10/13/13..... Sun. at Dallas 16-31 L

11/7/13..... Thu. at Minnesota 27-34 L

11/25/13..... Mon. vs. San Francisco 6-27 L

12/1/13..... Sun. vs. NY Giants 17-24 L

2014 (1-2)

9/25/14..... Thu. vs. NY Giants 14-45 L

10/6/14..... Mon. vs. Seattle 17-27 L

10/27/14..... Mon. at Dallas 20-17 W

2015 (1-2)

9/24/15..... Thu. at NY Giants 21-32 L

12/7/15..... Mon. vs. Dallas 16-19 L

12/26/15..... Sat. at Philadelphia 38-24 W

2016 (1-2)

9/12/16..... Mon. vs. Pittsburgh 16-38 L

11/20/16..... Sun. vs. Green Bay 42-24 W

12/19/16..... Mon. vs. Carolina 15-26 L

RECORD BY NIGHT

Prime-time games by night since 1970

Night	Record	Night	Record
Monday	28-40	Saturday	1-3
Thursday	3-4	Sunday	17-17

PRO BOWLERS

*Starters since 1970 NFL-AFL merger indicated by asterisks

1950

Bill Dudley	HB
Harry Gilmer	QB
Paul Lipscomb	T

1951

Sammy Baugh	QB
Bill Dudley	RB
Rob Goode	FB
Paul Lipscomb	T
Laurie Niemi	T

1952

Harry Gilmer	QB
Paul Lipscomb	T
Laurie Niemi	T
Hugh Taylor	E
John Williams	HB

1953

Gene Brito	E
Don Doll	T
Paul Lipscomb	T

1954

Dick Alban	HB
Rob Goode	FB
Hugh Taylor	E
Bill Wells	HB

1955

Gene Brito	E
Chuck Drazenovich	LB
Eddie LeBaron	QB
Volney Peters	T
Joe Scudero	HB
Torgy Torgeson	LB
Harry Ulinski	C

1956

Sam Baker	P
Gene Brito	E
Al Dorow	QB
Chuck Drazenovich	LB
Leo Elter	RB
Dick Stanfel	G
Torgy Torgeson	LB

1957

Gene Brito	E
John Carson	E
Chuck Drazenovich	LB
Eddie LeBaron	QB
Jim Podoley	RB
Dick Stanfel	G

1958

Gene Brito	E
Chuck Drazenovich	LB
Eddie LeBaron	QB
Jim Schrader	C
Dick Stanfel	G

1959

Bill Anderson	E
Don Bosseler	RB
Jim Schrader	C
Bob Toneff	DT

1960

Bill Anderson	E
Bob Khayat	DT
Bob Toneff	DT

1961

Dickie James	RB
Ray Lemek	T
Jim Schrader	C
Bob Toneff	DT

1962

Rod Breedlove	LB
Bobby Mitchell	FL
John Nisby	G
Norm Snead	QB

1963

Bobby Mitchell	FL
Vince Promuto	G
Joe Rutgens	DT
Norm Snead	QB

1964

Sam Huff	LB
Sonny Jurgensen	QB
Paul Krause	DB
Bobby Mitchell	FL
John Paluck	DE
Vince Promuto	G
Charley Taylor	RB

1965

Paul Krause	DB
Joe Rutgens	DT
Charley Taylor	RB

1966

Chris Hanburger	LB
Sonny Jurgensen	QB
Charley Taylor	WR

1967

Chris Hanburger	LB
Len Hauss	C
Sonny Jurgensen	QB
Jerry Smith	TE
Charley Taylor	WR

1968

Chris Hanburger	LB
Len Hauss	C

1969

Larry Brown	RB
Pat Fischer	CB
Chris Hanburger	LB
Len Hauss	C
Sonny Jurgensen	QB
Jerry Smith	TE

1970

Larry Brown*	RB
Len Hauss	C

1971

Larry Brown*	RB
Speedy Duncan	PR
Len Hauss	C
Roy Jefferson	WR
Curt Knight	K

1972

Larry Brown	RB
Chris Hanburger*	LB
Len Hauss	C
Billy Kilmer*	QB
Charley Taylor	WR

1973

Chris Hanburger*	LB
Ken Houston*	FS
Herb Mul-Key	PR
Charley Taylor*	WR

1974

Chris Hanburger*	LB
Ken Houston*	SS
Diron Talbert	DT
Charley Taylor*	WR

1975

Chris Hanburger*	LB
Ken Houston*	SS
Charley Taylor	WR

1976

Eddie Brown	PR
Chris Hanburger	LB
Ken Houston*	SS
Mike Thomas	RB

1977

Eddie Brown	PR
Jean Fugett	TE
Ken Houston	SS

1978

Tony Green	PR
Ken Houston	SS

1979

Ken Houston	SS
Mark Moseley	K
Lemar Parrish*	CB

1980

Mike Nelms	PR
Lemar Parrish*	CB

1981

Mike Nelms	PR
------------------	----

1982

Charlie Brown	WR
Mark Moseley	K
Mike Nelms	PR
Tony Peters*	SS
Joe Theismann*	QB

PRO BOWLERS

1983

Jeff Bostic*	C
Charlie Brown	WR
Dave Butz	DT
Russ Grimm*	G
Joe Jacoby*	T
Mark Murphy*	FS
Joe Theismann*	QB

1984

Darrell Green*	CB
Russ Grimm*	G
Joe Jacoby*	T
Art Monk	WR

1985

Russ Grimm*	G
Joe Jacoby	T
Art Monk*	WR

1986

Gary Clark*	WR
Darrell Green*	CB
Russ Grimm	G
Joe Jacoby	T
Dexter Manley*	DE
Art Monk	WR
Jay Schroeder	QB

1987

Gary Clark	WR
Darrell Green*	CB
Charles Mann	DE

1988

Charles Mann	DE
Mark May*	T

1989

Charles Mann	DE
Mark Rypien	QB

1990

Earnest Byner*	RB
Gary Clark	WR
Darrell Green*	CB
Jim Lachey*	T

1991

Earnest Byner	RB
Gary Clark	WR
Darrell Green*	CB
Jim Lachey*	T
Chip Lohmiller	K
Charles Mann	DE
Mark Rypien*	QB
Mark Schlereth	G

1992

Wilber Marshall	LB
-----------------	----

1994

Ken Harvey*	LB
Reggie Roby	P

1995

Ken Harvey*	LB
Brian Mitchell	KR/PR

1996

Terry Allen*	RB
Gus Frerotte	QB
Darrell Green	CB
Ken Harvey	LB
Matt Turk	P

1997

Cris Dishman	CB
Darrell Green*	CB
Ken Harvey	LB
Matt Turk	P

1998

Matt Turk	P
-----------	---

1999

Stephen Davis	RB
Brad Johnson	QB
Tré Johnson*	G

2000

Stephen Alexander	TE
Champ Bailey*	CB
Marco Coleman	DE
Stephen Davis	RB

2001

LaVar Arrington*	LB
Chris Samuels*	DT
Champ Bailey	CB

2002

LaVar Arrington*	LB
Champ Bailey*	CB
Chris Samuels*	DT

2003

LaVar Arrington*	LB
Champ Bailey*	CB
Laveranues Coles	WR

2004

Marcus Washington*	LB
--------------------	----

2005

Santana Moss*	WR
Chris Samuels	DT

2006

Chris Samuels	DT
Sean Taylor	S

2007

Ethan Albright	LS
Chris Cooley	TE
Chris Samuels*	DT
Sean Taylor	S

2008

Chris Cooley	TE
Clinton Portis	RB
Chris Samuels	DT
Mike Sellers*	FB

2009

London Fletcher*	LB
Brian Drakpo*	LB

2010

London Fletcher	LB
DeAngelo Hall*	CB
Brian Drakpo*	LB

2011

London Fletcher	LB
-----------------	----

2012

Lorenzo Alexander	ST/LB
London Fletcher*	LB
Robert Griffin III	QB
Ryan Kerrigan	LB
Trent Williams	T

2013

Alfred Morris	RB
Brian Drakpo	LB
Trent Williams*	T

2014

Alfred Morris	RB
Trent Williams	T

2015

Trent Williams	T
----------------	---

2016

Kirk Cousins	QB
Ryan Kerrigan	LB
Jordan Reed	TE
Brandon Scherff	G
Trent Williams*	T

MOST SELECTIONS

All-time

Player	No.	Years
Chris Hanburger	9	1966-69, 72-76
Charley Taylor	8	1964-67, 72-75
Darrell Green	7	1984, 86-87, 90-91, 96-97
Ken Houston	7	1973-79
Chris Samuels	6	2001-02, 05-08
Len Hauss	6	1967-72

CONSECUTIVE SELECTIONS

All-time

Player	No.	Years
Ken Houston	7	1973-79
Len Hauss	6	1967-72
Chris Hanburger	5	1972-76
Trent Williams	5	2012-16
Paul Lipscomb	4	1950-53
Gene Brito	4	1955-58
Chuck Drazenovich	4	1955-58
Charley Taylor	4	1964-67
Chris Hanburger	4	1966-69
Larry Brown	4	1969-72
Russ Grimm	4	1983-86
Joe Jacoby	4	1983-86
Ken Harvey	4	1994-97
Chris Samuels	4	2005-08
London Fletcher	4	2009-12
Many players	3	

RECORD BOOK: TEAM

*Asterisks indicate NFL records

CHAMPIONSHIPS

League Championships	51937, 42, 82, 87, 91
NFC Championships	51972, 82-83, 87, 91
Division Championships	15.....1936-37, 40, 42-43, 45, 72, 82-84, 87, 91, 99,2012, 15

GAMES WON

Most Consecutive Games Won	14.....1942-43 (includes playoffs)
	11.....1991
	11.....1983 (includes playoffs)
Most Consecutive Games Without Defeat	17 (16 wins, 1 tie).....1942-43 (includes playoffs)
	11..... (all wins)1991
	11..... (all wins)1983 (includes playoffs)
Most Games Won, Season	14.....1983
	14.....1991
	121986
Most Games Won, Season (Including Playoffs)	17.....1991
	16.....1983
	14.....1997
	14.....1986
Most Consecutive Games Won, Season	11.....1991
	91983
	91972
Most Consecutive Games Won, Start of Season	11.....1991
	7.....1940
	51986
	51971
Most Consecutive Games Won, End of Season	91942
	91983
	7.....2012
Most Consecutive Games Without Defeat, Start of Season	11..... (all wins)1991
	7..... (6 wins, 1 tie)1943
	7..... (all wins)1940
Most Consecutive Games Without Defeat, End of Season	9 (all wins)1983
	9 (all wins)1942
	7..... (all wins)2012
Most Consecutive Home Games Won	11.....1939-40
	11.....1990-91
	10.....1974-75

Most Consecutive Home Games Without Defeat	14 (won 2, tied 1, won 11).....1938-40
	11..... (all wins)1990-91
	10..... (all wins)1974-75
Most Consecutive Road Games Won	91981-83
	7.....1991
	7.....1985-86
	7.....1942-43
Most Consecutive Road Games Without Defeat	9 (all wins)1981-83
	8 (7 wins, 1 tie).....1942-43
	7..... Three times.....[Last: 1991]
Most Shutout Games Won or Tied, Season	4 (all wins)1934
	3 Four times.....[Last: 1991]
Most Consecutive Shutout Games Won or Tied	2 Multiple times [Last: 12/23/89 and 09/09/90]
Largest Margin of Victory	45..... vs. Lions.....09/01/91
	44..... vs. Rams.....01/01/84
	42..... vs. Bears.....12/15/74
	42..... vs. Dodgers.....11/21/39
Overtime Games, Played, Season	42010
	3 Two times.....[Last: 1999]
Overtime Games, Won, Season	32010
	2 Two times.....[Last: 2007]

GAMES LOST

Most Consecutive Games Lost	17.....1960-61
	92013-14
	81950
	81935
Most Consecutive Games Without Victory	23 (20 losses, 3 ties)1960-61
	9 (all losses)2013-14
	8 (all losses)1950
	8 (all losses)1935
Most Games Lost, Season	13.....2013
	13.....1994
Most Consecutive Games Lost, Season	91961
	82013
	81950
	81935
Most Consecutive Games Lost, Start of Season	91961
	7.....1998
	5 Three times.....[Last: 1981]
Most Consecutive Games Lost, End of Season	82013
	81960
	5 Three times.....[Last: 1978]

RECORD BOOK: TEAM

Most Consecutive Games Without Victory, Season

13 (lost 9, tied 1, lost 3) 1961
8 (all losses) 2013
8 (all losses) 1950
8 (all losses) 1935

Most Consecutive Games Without Victory, Start of Season

13 (lost 9, tied 1, lost 3) 1961
7 (all losses) 1998
5 Multiple times (Last: 2001)

Most Consecutive Games Without Victory, End of Season

8 2013
8 1960
5 Three times (Last: 1978)

Most Consecutive Home Games Lost

10 1960-61
9 1993-94
8 2011-12
8 1963-64

Most Consecutive Home Games Without Victory

11 1960-61
9 1993-94
8 2011-12
8 1963-64

Most Consecutive Road Games Lost

9 2014-15
9 2013-14
9 2008-09
9 1960-61

Most Consecutive Road Games Without Victory

18 1959-62
9 2014-15
9 2013-14
9 2008-09

Most Shutout Games Lost or Tied, Season

5 (4 losses, 1 tie) 1933
5 (4 losses, 1 tie) 1932
4 (3 losses, 1 tie) 1935
4 (all losses) 1934

Most Consecutive Shutout Games Lost or Tied

2 Multiple times (Last: 1961)
---	----------------------	--------------------

Largest Margin of Defeat

73 vs. Bears 12/08/40
59 vs. Browns 11/07/54
53 vs. Giants 11/05/61

TIE GAMES

Most Tie Games, Season

3 1967
2 Six times (Last: 1969)

Most Consecutive Tie Games

2 Multiple times (Last: 10/15/67 and 10/22/67)
---	----------------------	-------------------------------------

SCORING

Seasons Leading League, Scoring

3 1940, 1983, 1991
---	-------	------------------------

Most Consecutive Seasons Leading League, Scoring

1 1940, 1983, 1991
---	-------	------------------------

POINTS

Most Points, Season

541 1983
485 1991
443 1999

Fewest Points, Season

55 1932
65 1935
103 1933

Most Points, Game

72* vs. Giants 11/27/66
59 vs. Yanks 10/31/48
56 vs. Falcons 11/10/91

Most Points, Both Teams, Game

113* Redskins [72] vs. Giants [41] 11/27/66
95 Redskins [47] vs. Packers [48] 10/17/83
87 Redskins [42] vs. Cards [45] 11/22/98
87 Redskins [42] vs. Eagles [45] 09/28/47

Fewest Points, Both Teams, Game

0 Four times (Last: vs. Giants 10/01/39)
---	------------------	-----------------------------------

Most Points, Shutout Victory, Game

45 vs. Lions 09/01/91
42 vs. Bears 12/15/74
42 vs. Dodgers 11/12/39

Most Consecutive Games Scoring Including Playoffs

129 1961-70
-----	-------	---------------

Most Consecutive Games Scoring, Regular Season

201 1980-93
-----	-------	---------------

Fewest Points, Shutout Victory, Game

3 vs. Dodgers 10/05/41
6 vs. Eagles 10/21/34
7 Five times (Last: vs. 49ers, 11/13/55)

Most Points Overcome to Win Game

24 vs. Buccaneers (trailed 24-0, won 31-30) 10/25/15
21 vs. Panthers (trailed 0-21, won 38-36) 10/03/99
21 vs. Lions (trailed 35-13, won 41-38 in OT) 11/04/90
21 vs. Cowboys (trailed 0-21, won 34-31) 11/28/65

Most Points Overcome to Tie Game

21 vs. Eagles (trailed 14-35, tied 35-35) 12/03/67
----	--	----------------

Most Points, One Half

43 vs. Lions [2nd] 11/14/48
38 vs. Rams [1st] 01/01/84
38 vs. Giants [2nd] 11/27/66
38 vs. Cardinals [1st] 11/09/58

Most Points, Both Teams, One Half

65 Redskins [38] vs. Giants [27], 2nd 11/27/66
55 Redskins [13] vs. Bears [42], 2nd 10/26/47
52 Redskins [14] vs. Broncos [38], 2nd 10/27/13
52 Redskins [28] vs. Panthers [24], 1st 10/03/99
52 Redskins [31] vs. Eagles [21], 2nd 10/01/55
52 Redskins [14] vs. Cardinals [38], 1st 10/22/50

Most Points, One Quarter

35 vs. Broncos [2nd] 01/31/88
28 Multiple times (Last: vs. Cowboys, 11/22/12)

RECORD BOOK: TEAM

Most Points, Each Quarter

Q1: 21 Five times [Last: at Cowboys, 01/03/16]
Q2: 35 vs. Broncos 01/31/88
Q3: 28 at Eagles 10/01/55
Q4: 27 vs. Lions 11/14/48

Most Points, Both Teams, Each Quarter

Q1: 28 Multiple times ... [Last: vs. CAR, 14-14, 11/22/15]
Q2: 42 Redskins [21] vs. Eagles [21] 11/27/83
Q3: 42 Redskins [28] vs. Eagles [14] 10/01/55
Q4: 37 Redskins [24] vs. Giants [13] 11/27/66

Most Points, Both Teams, One Quarter

42 Redskins [21] vs. Eagles [21], 2nd 11/27/83
42 Redskins [28] vs. Eagles [14], 3rd 10/01/55
38 Redskins [17] vs. Falcons [21], 2nd 09/14/03

TOUCHDOWNS

Seasons Leading League, Touchdowns

2 1940, 83

Most Touchdowns, Season

63 1983
56 1991
54 1999
52 2012

Fewest Touchdowns, Season

8 1932
9 1935
14 1933

Most Touchdowns, Game

10* vs. Giants 11/27/66
8 vs. Falcons 11/10/91
8 vs. Yanks 10/31/48

Most Touchdowns, Both Teams, Game

16* Redskins [10] vs. Giants [6] 11/27/66
12 Redskins [4] vs. Eagles [8] 11/15/10
12 Redskins [6] vs. Eagles [6] 09/28/47

Most Consecutive Games Scoring Touchdowns

86 1995-00

POINTS AFTER TOUCHDOWNS

Most [One-Point] PATs, Season

62 1983
56 1991
50 2012

Fewest [One-Point] PATs, Season

8 1934
12 1938
13 1933

Most [One-Point] PATs, Game

9 vs. Giants 11/27/66
8 vs. Falcons 11/10/91
8 vs. Yanks 10/31/48

Most [One-Point] PATs, Both Teams, Game

14* Redskins [9] vs. Giants [5] 11/27/66
--

Most Two-Point Conversions, Season

3 1994
2 Seven times [Last: 2015]

Most Two-Point Conversions, Game

2 vs. Philadelphia 11/17/13
2 vs. Dallas 12/19/10
2 vs. San Francisco 11/06/94

Most Two-Point Conversions, Both Teams, Game

2 Multiple times .. [Last: vs. Philadelphia, 11/17/13]
--

FIELD GOALS

Seasons Leading League, Field Goals

8 Last: 1992

Most Consecutive Seasons Leading League, Field Goals

2 1976-77

Most Field Goals Attempted, Season

49 1971
47 1983
43 1991

Fewest Field Goals Attempted, Season

5 1940
7 1949
7 1948
7 1943

Most Field Goals Attempted, Game

7 vs. Oilers 10/10/71
6 Multiple times [Last: vs. Titans, 11/21/10]

Most Field Goal Attempts, Both Teams, Game

11* Redskins [6] vs. Giants [5] 11/14/76
11* Redskins [6] vs. Bears [5] 11/14/71
10 Redskins [7] vs. Oilers [3] 10/10/71

Most Field Goals, Season

34 2016
33 1983
31 2011
31 1991

Fewest Field Goals, Season

0 1935
0 1932

Most Field Goals, Game

5 Multiple times [Last: at Giants, 09/25/16]
--

Most Field Goals, Both Teams, Game

9 Redskins [3] vs. Cowboys [6] 09/26/11
8 Redskins [3] vs. Bills [5] 12/02/07
8 Redskins [5] vs. Bears [3] 11/14/71

Most Consecutive Games, Scoring Field Goals

28 1988-90

SAFETIES

Most Safeties, Season

3 1989
2 Multiple times [Last: 2007]

Most Safeties, Game

1 Multiple times [Last: vs. Panthers, 11/22/15]

Most Safeties Allowed, Game

2 vs. Giants 11/05/61

RECORD BOOK: TEAM

FIRST DOWNS

Seasons Leading League, First Downs

1 1999

Most First Downs, Season

353 1983
345 1984
341 2012

Fewest First Downs, Season

95 1935
112 1943
133 1944

Most First Downs, Game

39 vs. Lions [14 rush/25 pass] 11/04/90
35 vs. Bears [9 rush/22 pass/4 pen] 1/26/89
33 vs. Packers [12 rush/21 pass] 10/17/83
33 vs. Browns [9 rush/22 pass/2 pen] 11/26/67

Fewest First Downs, Game

4 vs. Browns [2 rush/1 pass/1 pen] 11/07/54

Most First Downs, Both Teams, Game

65* Redskins [30] vs. Bengals [35] 10/30/16
57 Redskins [25] vs. Cardinals [32] 11/10/96
56 Redskins [31] vs. Cardinals [25] 11/22/98
56 Redskins [33] vs. Packers [23] 10/17/83

Fewest First Downs, Both Teams, Game

10 Redskins [6] vs. Giants [4] 12/11/60

Most First Downs, Rushing, Season

165 1983
154 1984
147 1985

Fewest First Downs, Rushing, Season

55 1961
55 1943
59 1962
59 1944

Most First Downs, Rushing, Game

17 vs. Cowboys 12/30/12
15 vs. Bengals 09/23/12
15 vs. Texans 11/10/96
15 vs. Colts 10/27/96

Fewest First Downs, Rushing, Game

0 at Bills 10/30/11
0 vs. Giants 12/13/97
0 vs. Cowboys 09/06/81
0 vs. Dolphins 10/13/74
0 vs. Saints 10/28/73
1 Multiple times [Last: at Panthers, 11/22/15]

Most First Downs, Rushing, Both Teams, Game

36* Redskins [11] vs. Eagles [25] 12/02/51
31 Redskins [13] vs. Lions [18] 09/30/51

Fewest First Downs, Rushing, Both Teams, Game [since 1991]

4 Redskins [1] at Cardinals [3] 10/12/14
4 Redskins [2] vs. Cowboys [2] 12/30/07
5 Redskins [0] vs. Bills [5] 10/30/11
5 Redskins [3] vs. Cowboys [2] 09/26/11
5 Redskins [2] vs. Eagles [3] 10/26/09

Most First Downs, Passing, Season

226 2016
217 1989
204 2015

Fewest First Downs, Passing, Season

49 1943
62 1951
64 1941

Most First Downs, Passing, Game

25 vs. Lions 11/04/90
24 vs. Bengals 10/30/16
23 vs. Titans 11/21/10

Fewest First Downs, Passing, Game

2 vs. Cardinals 09/19/71

Most First Downs, Passing, Both Teams, Game

41 Redskins [24] vs. Bengals [17] 10/30/16
40 Redskins [17] vs. Texans [23] 09/19/10
39 Redskins [21] vs. Lions [18] 09/22/13

Fewest First Downs, Passing, Both Teams, Game [since 1991]

8 Redskins [3] vs. Cowboys [5] 12/14/03
9 Redskins [7] vs. Eagles [2] 11/25/11
10 Three times [Last: vs. Bears, 10/17/04]

Most First Downs, Penalty, Season

44 2014
34 1999
31 2002

Fewest First Downs, Penalty, Season

4 1944
6 1945
7 1964

Most First Downs, Penalty, Game

7 vs. Buccaneers 10/25/15
6 Multiple times [Last: vs. Eagles, 12/20/14]

Fewest First Downs, Penalty, Game

0 Multiple times [Last: vs. Vikings, 11/13/16]

Most First Downs, Penalty, Both Teams, Game

12 Redskins [4] vs. Bengals [8] 10/30/16
12 Redskins [4] vs. Cowboys [8] 12/26/93
10 Redskins [6] vs. Packers [4] 10/20/02

Fewest First Downs, Penalty, Both Teams, Game

0 Multiple times [Last: vs. 49ers, 11/25/13]

NET YARDS GAINED RUSHING & PASSING

Seasons Leading League, Net Yards Gained

1 1945

Most Yards Gained, Season

6,454 2016
6,253 1989
6,139 1983

Fewest Yards Gained, Season

1,432 1932
2,038 1935
2,127 1934

RECORD BOOK: TEAM

Most Yards Gained, Game

676 vs. Lions11/04/90
625 vs. Yanks10/31/48
602 vs. Broncos01/31/88

Fewest Yards Gained, Game

64 vs. Browns11/07/54
82 vs. Giants11/05/61
85 vs. Steelers12/16/56

Most Yards Gained, Both Teams, Game

1,045 Redskins [504] vs. Cowboys [541]09/12/99
1,031 Redskins [416] vs. Cardinals [615]11/10/96
1,027 Redskins [676] vs. Lions [351]11/04/90

Fewest Yards Gained, Both Teams, Game

154 Redskins [103] vs. Giants [51]12/11/60
-----	--------------------------------------	---------------

Most Consecutive Games, 400 or More Yards Gained (since 1940)

32016
32015
32013
31983
31981-82
31949

Most Consecutive Games, 300 or More Yards Gained (since 1950)

192015-16 (regular season games)
----	-------	-------------------------------------

RUSHING - ATTEMPTS

Seasons Leading League, Rushing Attempts

41951, 58, 83, 91
---	-------	-----------------------

Most Rushing Attempts, Season

6291983
6091979
5881984

Fewest Rushing Attempts, Season

3041932
3151982
3201943

Most Rushing Attempts, Game

64 vs. Rams12/25/51
62 vs. Packers10/24/48

Most Rushing Attempts, Both Teams, Game

99 Redskins [62] vs. Packers [37]10/24/48
----	--------------------------------------	---------------

Fewest Rushing Attempts, Both Teams, Game

36 Redskins [21] vs. Lions [15]12/05/99
----	------------------------------------	---------------

RUSHING - YARDS GAINED

Seasons Leading League, Yards Gained, Rushing

21933, 2012
---	-------	-----------------

Most Yards Gained Rushing, Season

2,7092012
2,6251983
2,5231985

Fewest Yards Gained Rushing, Season

9041944
1,0371965
1,0691943

Most Yards Gained Rushing, Game

420 vs. Giants10/08/33
352 vs. Rams11/25/51
307 vs. Falcons11/03/85

Fewest Yards Gained Rushing, Game

5 vs. Bears12/08/40
10 vs. Buccaneers12/04/94
142 Games (Last: at Panthers, 11/22/15)

Most Yards Gained Rushing, Both Teams, Game

558 Redskins [420] vs. Giants [138]10/08/33
531 Redskins [255] vs. Browns [276]11/15/59

Fewest Yards Gained Rushing, Both Teams, Game (since 1950)

64 Redskins [48] vs. Bears [16]10/25/64
65 Redskins [77] vs. Eagles [-12]10/29/61
76 Redskins [18] vs. Texans [58]09/19/10

RUSHING - AVERAGE GAIN

Highest Average Gain, Rushing, Season

5.22012
4.82013
4.81933

Lowest Average Gain, Rushing, Season

2.61944
2.71941
2.81935

RUSHING - TOUCHDOWNS

Seasons Leading League, Touchdowns, Rushing

41983, 91, 96, 99
---	-------	-----------------------

Most Touchdowns, Rushing, Season

301983
271996
231999
231986

Fewest Touchdowns, Rushing, Season

41977
41932
5Multiple times (Last: 1982)

Most Touchdowns, Rushing, Game

6 vs. Steelers10/14/34
5 vs. Browns10/13/91

Most Touchdowns, Rushing, Both Teams, Game

7 Redskins [2] at Bills [5]11/03/96
7 Redskins [4] vs. Giants [3]11/27/66

PASSING - ATTEMPTS

Seasons Leading League, Passing Attempts

61937-38, 43-44, 47, 67
---	-------	-----------------------------

Consecutive Seasons Leading League, Passing Attempts

21937-38, 43-44
---	-------	---------------------

Most Passes Attempted, Season

6112013
6072016
6052010

RECORD BOOK: TEAM

Fewest Passes Attempted, Season

92.....	1932
106.....	1933
152.....	1934

Most Passes Attempted, Game

63..... vs. Lions [43 comp.].....	11/04/90
63..... vs. Raiders [32].....	10/29/89
60..... vs. Giants [28].....	11/23/97

Fewest Passes Attempted, Game

7..... Three times..... [Last: vs. Giants, 12/11/60]	
10..... vs. Cowboys.....	10/03/71

Most Pass Attempts, Both Teams, Game

100..... Redskins [40] vs. 49ers [60].....	11/17/86
98..... Redskins [56] vs. Bengals [42].....	10/30/16
95..... Redskins [49] vs. Packers [46].....	10/10/10
95..... Redskins [36] vs. Cardinals [59].....	11/10/96

Most Consecutive Passes Attempted, No Interceptions (reg. season)

379.....	2007-08
----------	---------

PASSING - COMPLETIONS

Seasons Leading League, Passing Completions

9.....	1937, 41, 43-45, 47-49, 67
--------	----------------------------

Consecutive Seasons Leading League, Passing Completions

3.....	1943-45, 47-49
--------	----------------

Most Passes Completed, Season

407.....	2016
386.....	2015
364.....	2014

Fewest Passes Completed, Season

33.....	1933
44.....	1934

Most Passes Completed, Game

43..... vs. Lions.....	11/04/90
41..... vs. Cowboys.....	11/24/16
38..... vs. Bengals.....	10/30/16

Fewest Passes Completed, Game

0..... vs. Giants.....	12/11/60
------------------------	----------

Most Passes Completed, Both Teams, Game

68..... Redskins [31] vs. Eagles [37].....	12/26/15
66..... Redskins [28] vs. Texans [38].....	09/19/10
65..... Redskins [38] vs. Bengals [27].....	10/30/16
65..... Redskins [30] vs. Saints [35].....	12/06/09

Fewest Passes Completed, Both Teams, Game (since 1950)

6..... Redskins [0] vs. Giants [6].....	12/11/60
8..... Redskins [5] vs. Steelers [3].....	11/18/51
11..... Redskins [3] vs. Steelers [8].....	10/18/59

PASSING - YARDS GAINED

Seasons Leading League, Passing Yardage

8.....	1938, 40, 44, 47-48, 67, 74, 89
--------	---------------------------------

Most Consecutive Seasons Leading League, Passing Yardage

2.....	1947-48
--------	---------

Most Net Yards Gained, Passing, Season

4,758.....	2016
4,349.....	1989
4,136.....	1988

Fewest Net Yards Gained, Passing, Season

216.....	1932
459.....	1934
514.....	1933

Most Net Yards Gained, Passing, Game

501..... vs. Yanks.....	10/31/48
482..... vs. Lions.....	11/04/90
454..... vs. 49ers.....	11/10/91

Fewest Yards Gained, Passing, Game

-32..... vs. Steelers.....	11/27/55
-28..... vs. Steelers.....	12/07/58
-13..... vs. Steelers.....	10/18/59

Most Yards Gained, Passing, Both Teams, Game

871..... Redskins [403] vs. Texans [468].....	09/19/10
849..... Redskins [378] vs. Vikings [471].....	11/02/86
821..... Redskins [316] vs. Giants [505].....	10/28/62

Fewest Yards Gained, Passing, Both Teams, Game (since 1950)

52..... Redskins [0] vs. Giants [52].....	12/11/60
95..... Redskins [50] vs. Steelers [45].....	11/18/51
100..... Redskins [23] vs. Steelers [77].....	10/18/59

PASSING - TIMES SACKED

Seasons Leading League, Fewest Times Sacked (since 1982)

1.....	1991
--------	------

Most Times Sacked, Season

61.....	1998
58.....	2014
52.....	1985
52.....	1977

Fewest Times Sacked, Season

9.....	1991
11.....	1972
17.....	1971

Most Times Sacked, Game

10..... vs. Bills.....	10/30/11
9..... vs. Cardinals.....	11/19/78
9..... vs. Cardinals.....	10/04/64

Most Times Sacked, Both Teams, Game

13..... Redskins [10] vs. Jaguars [3].....	09/14/14
13..... Redskins [4] vs. Cardinals [9].....	10/17/99
13..... Redskins [8] vs. Chiefs [5].....	09/18/83

PASSING - COMPLETION PCT.

Seasons Leading League, Completion Percentage

11.....	1937, 39-40, 42-45, 47-48, 69-70, 2015
---------	--

Consecutive Seasons Leading League, Completion Percentage

4.....	1942-45
--------	---------

Highest Completion Percentage, Season

69.5..... [555 atts/386 comp].....	2015
67.1..... [607 atts/407 comp].....	2016
66.5..... [547 atts/364 comp].....	2014

RECORD BOOK: TEAM

Lowest Completion Percentage, Season

18.5	[92 att./17 comp.]	1932
25.4	[138 att./35 comp.]	1934
27.4	[175 att./48 comp.]	1935

PASSING - TOUCHDOWNS

Most Touchdowns, Passing, Season

33	1988
31	1967
30	2015
30	1991

Fewest Touchdowns, Passing, Season

1	1933
1	1932

Most Touchdowns, Passing, Game

6	vs. Falcons	11/10/91
6	vs. Cardinals	11/23/47
6	vs. Brooklyn	10/31/43

Most Touchdowns Passes, Both Teams, Game

11	Redskins (4) vs. Giants (7)	10/28/62
9	Redskins (5) vs. Bears (4)	11/09/58
9	Redskins (3) vs. Rams (6)	12/11/49

PASSING - HAD INTERCEPTED

Most Passes Had Intercepted, Season

35	1935
34	1963
32	1954

Fewest Passes Had Intercepted, Season

6	2008
8	2012
9	1982

Most Passes Had Intercepted, Game

8	vs. Bears	12/08/40
7	vs. Eagles	12/21/75
7	vs. Giants	12/08/63
7	vs. Steelers	12/03/50

Most Passes Had Intercepted, Both Teams, Game

11	Redskins (7) vs. Giants (4)	12/08/63
11	Redskins (6) vs. Pirates (5)	12/01/35
11	Eagles (7) vs. Redskins (4)	11/03/35

PUNTING

Seasons Leading League (Average Distance)

7	[Last: 2014]
---	--------------

Most Consecutive Seasons Leading League (Average Distance)

4*	1940-43
----	---------

Most Punts, Season

113	1934
112	1935
103	2004
103	1978

Fewest Punts, Season (since 1940)

33	1945
45	1946
48	1958

Most Punts, Game

14	vs. Eagles	11/05/39
13	vs. Giants	11/28/97
12	vs. Eagles	10/04/42

Fewest Punts, Game

0	Many times	[Last: vs. Cardinals, 11/05/00]
---	------------	---------------------------------

Most Punts, Both Teams, Game

28	Redskins (14) vs. Eagles (14)	11/05/39
----	-------------------------------	----------

Fewest Punts, Both Teams, Game

2	Redskins (1) vs. Saints (1)	11/18/90
2	Redskins (1) vs. Packers (1)	10/17/83
2	Redskins (1) vs. Eagles (1)	09/17/67

PUNTING - AVERAGE DISTANCE

Highest Average Distance, Punting, Season (since 1939)

46.9	2014
45.9	1941
45.5	1959

Lowest Average Distance, Punting, Season (since 1939)

34.5	1962
37.3	1982
37.5	1990

PUNT RETURNS

Seasons Leading League (Average Return)

5	1957, 63, 76, 94-95
---	---------------------

Most Consecutive Seasons Leading League (Average Return)

2	1994-95
---	---------

Most Punt Returns, Season

61	1975
57	1977
56	1987

Fewest Punt Returns, Season

15	1960
22	2003
23	1996

Most Punt Returns, Game

11	vs. Buccaneers	10/09/77
10	vs. Saints	12/26/82

Most Punt Returns, Both Teams, Game

16	Redskins (11) vs. Buccaneers (5)	10/09/77
15	Redskins (10) vs. Saints (5)	12/26/82

PUNT RETURNS - FAIR CATCHES

Fewest Fair Catches, Season

2	1984
2	1982
4	1981
4	1968

Most Fair Catches, Season

28	2005
27	2014
24	1994

Most Fair Catches, Game

5	at Cardinals	10/12/14
5	vs. Steelers	11/03/08
5	vs. Cardinals	09/14/97

RECORD BOOK: TEAM

PUNT RETURNS - YARDS GAINED

Most Yards, Punt Returns, Season

688.....	1976
675.....	1941
615.....	1987

Fewest Yards, Punt Returns, Season

45.....	1970
65.....	1960
119.....	1959

Most Yards, Punt Returns, Game

155..... vs. Rams.....	09/21/63
146..... vs. Steelers.....	11/21/65
142..... vs. Giants.....	10/11/87

Fewest Yards, Punt Returns, Game

-28*..... vs. Cowboys.....	12/11/66
-10..... vs. Bills.....	11/03/96
-9..... vs. Eagles.....	11/10/68

Most Yards, Punt Returns, Both Teams, Game

177..... Redskins [0] vs. Chiefs [177].....	12/08/13
177..... Redskins [55] vs. Packers [122].....	09/24/50

Fewest Yards, Punt Returns, Both Teams, Game [since 1941]

-9..... Redskins [-9] vs. Eagles [0].....	11/15/10
-8..... Redskins [-2] at Eagles [-6].....	10/05/80
-8..... Redskins [-8] vs. Giants [0].....	10/13/46

PUNT RETURNS - AVERAGE YARDS

Highest Average, Punt Returns, Season [since 1941]

15.0.....	1941
14.1.....	1994
13.3.....	1991

Lowest Average, Punt Returns, Season [since 1941]

1.7.....	1970
4.0.....	1959
4.3.....	1960

PUNT RETURNS - TOUCHDOWNS

Most Touchdowns, Punt Returns, Season

3.....	1941
--------	------

Most Touchdowns, Punt Returns, Game

1..... Multiple times.....	[Last: vs. Ravens, 10/09/16]
----------------------------	------------------------------

Most Touchdowns, Punt Returns, Both Teams, Game

2*..... Redskins [1] vs. Eagles [1].....	11/09/52
--	----------

KICKOFF RETURNS

Seasons Leading League [Average Return]

8*.....	1942, 47, 62-63, 73-74, 81, 95
---------	--------------------------------

Most Consecutive Seasons Leading League [Average Return]

2.....	1962-63, 73-74
--------	----------------

Most Kickoff Returns, Season

78.....	2003
74.....	1988
73.....	2010
73.....	2006

Fewest Kickoff Returns, Season

23.....	1942
26.....	1943
27.....	2016

Most Kickoff Returns, Game

9..... vs. Packers.....	10/17/83
8..... Multiple times.....	[Last: vs. Chiefs, 12/08/13]

Most Kickoff Returns, Both Teams, Game

19*..... Redskins [7] vs. Giants [12].....	11/27/66
17..... Redskins [9] vs. Packers [8].....	10/17/83

KICK RETURNS - YARDS GAINED

Most Yards, Kickoff Returns, Season

1,720.....	1962
1,718.....	1963
1,685.....	1994

Fewest Yards, Kickoff Returns, Season [since 1941]

570.....	2016
580.....	1941
616.....	1943

Most Yards, Kickoff Returns, Game

239..... vs. Giants.....	11/25/62
236..... vs. Browns.....	10/15/63
236..... vs. Eagles.....	09/28/47

Most Yards, Kickoff Returns, Both Teams, Game

453..... Redskins [236] vs. Eagles [217].....	09/28/47
401..... Redskins [193] vs. Packers [208].....	10/17/83

KICK RETURNS - AVERAGE YARDS

Highest Average, Kickoff Returns, Season [since 1941]

28.2..... [61 returns/1720 yds.].....	1962
27.8..... [23 returns/640 yds.].....	1942
26.8..... [64 returns/1718 yds.].....	1963

Lowest Average, Kickoff Returns, Season [since 1941]

18.0..... [62 returns/1113 yds.].....	1990
18.3..... [74 returns/1355 yds.].....	1988
18.4..... [37 returns/682 yds.].....	1944

KICK RETURNS - TOUCHDOWNS

Most Touchdowns, Kickoff Returns, Season

2..... Four times.....	[Last: 2015]
------------------------	--------------

Most Touchdowns, Kickoff Returns, Game

1..... Multiple times.....	[Last: vs. Panthers, 11/22/15]
----------------------------	--------------------------------

Most Touchdowns, Kickoff Returns, Both Teams, Game

2..... Redskins [1] vs. Eagles [1].....	09/28/47
2..... Redskins [1] vs. Eagles [1].....	11/01/42

FUMBLES

Fewest Fumbles, Season

13.....	1983
14.....	1990
15.....	1982

Most Fumbles, Season

36.....	1976
35.....	2007
35.....	1980

RECORD BOOK: TEAM

Most Fumbles, Game

8 vs. Raiders.....	10/29/89
8 vs. Pirates.....	11/14/37
7 vs. Chargers.....	09/09/01

Most Fumbles, Both Teams, Game

13 Redskins (4) vs. Cardinals (9).....	10/25/76
13 Redskins (6) vs. Giants (7).....	11/05/50
13 Redskins (8) vs. Pirates (5).....	11/14/37

FUMBLES LOST

Most Fumbles Lost, Season

23	1976
21	1988

Fewest Fumbles Lost, Season

6	2012
6	1990
7 Multiple times	(Last: 2009)

Most Fumbles Lost, Game

5 vs. Falcons	12/15/13
5 vs. Oilers	10/30/88

FUMBLES RECOVERED

Most Fumbles Recovered, Season, Own and Opponents'

40	(own 18, opponents 22).....	1984
35	(own 13, opponents 22).....	1976

Fewest Fumbles Recovered, Season, Own and Opponents'

12	(6 own, 6 opp).....	1994
----	---------------------	------

Most Fumbles Recovered, Game, Own and Opponents'

10* vs. Cardinals (2 own, 8 opp)	10/25/76
-----	--	----------

Fewest Own Fumbles Recovered, Season

2	1958
---	-------	------

Most Own Fumbles Recovered, Season

26	1940
----	-------	------

Fewest Opponents' Fumbles Recovered, Season (since 1945)

5	2008
---	-------	------

Most Opponents' Fumbles Recovered, Season

26	1983
----	-------	------

FUMBLES - RECOVERED FOR TOUCHDOWN

Most Touchdowns, Fumbles Recovered, Season, Own and Opponents'

3	Five times (Last: 2012)
---	-------	-------------------------

Most Touchdowns, Fumbles Recovered, Game, Own and Opponents'

2 at Vikings.....	11/29/84
2 vs. Chargers.....	09/16/73

TURNOVERS

Most Turnovers, Season

46	1988
46	1975

Fewest Turnovers, Season

14	2012
16	1982
17	2006

Most Turnovers, Game

10 vs. Giants	12/08/63
10 vs. Giants	12/04/38
9 vs. Bears	12/08/40

Fewest Turnovers, Game

0 Multiple times	(Last: vs. Bears, 12/24/16)
---	----------------------------	-----------------------------

Most Turnovers, Both Teams, Game

15 Redskins (10) vs. Giants (5).....	12/08/63
----	---	----------

Highest Turnover/Takeaway Ratio, Season

+43	1983
+22	1979
+22	1964

Lowest Turnover/Takeaway Ratio, Season

-24	1988
-22	1963
-19	1954

PENALTIES

Seasons Leading League, Fewest Penalties

4	1954, 57-58, 85
---	-------	-----------------

Most Consecutive Seasons Leading League, Fewest Penalties

2	1957-58
---	-------	---------

Seasons Leading League, Most Penalties

2	1945, 48
---	-------	----------

Fewest Penalties, Season

21	1935
40	1958

Most Penalties, Season

124	2003
122	1948
120	2014

Fewest Penalties, Game

0 Multiple times	(last vs. Panthers, 11/16/03)
---	----------------------------	-------------------------------

Most Penalties, Game

17 vs. Giants	9/21/03
17 vs. Steelers	10/10/48
16 vs. Giants	10/03/48
16 vs. Eagles	11/02/47
16 vs. Yanks.....	11/11/45

Fewest Penalties, Both Teams, Game

0 Redskins (0) vs. Dodgers (0).....	9/27/36
2 Redskins (0) vs. Vikings (2).....	12/22/73

Most Penalties, Both Teams, Game

32 Redskins (17) vs. Giants (15).....	09/21/03
----	--	----------

YARDS PENALIZED

Seasons Leading League, Fewest Yards Penalized

10	1935, 53-54, 56-58, 70, 85, 95, 97
----	-------	------------------------------------

Most Consecutive Seasons Leading League, Fewest Yards Penalized

3	1956-58
---	-------	---------

RECORD BOOK: TEAM

Fewest Yards Penalized, Season

166.....	1935
275.....	1936
321.....	1957

Most Yards Penalized, Season

1,130.....	2014
1,110.....	1948
1,047.....	2004

Fewest Yards Penalized, Game

0.....	Multiple times..... [Last: vs. Panthers, 11/16/03]
--------	--

Most Yards Penalized, Game

178.....	vs. Giants.....	09/26/71
160.....	vs. Steelers.....	10/10/48
142.....	vs. Giants.....	02/21/03

Most Yards Penalized, Both Teams, Game

226.....	Redskins (142) vs. Cardinals (124).....	11/08/53
----------	---	----------

DEFENSIVE RECORDS

SCORING

Most Seasons Leading League, Fewest Points Allowed

2.....	1943, 82
--------	----------

Fewest Points Allowed, Season

79.....	1932
94.....	1939
94.....	1934

Fewest Points Allowed, Game

0.....	Multiple times..... [Last: vs. Eagles, 09/30/91]
--------	--

Most Points Allowed, Season

478.....	2013
438.....	2014
432.....	1954

Most Points Allowed, Game

73.....	vs. Bears.....	12/08/40
62.....	vs. Browns.....	11/07/54
59.....	vs. Eagles.....	11/15/10

Most Points Allowed, One Half

45.....	vs. Eagles (1st).....	11/15/10
45.....	vs. Bears (2nd).....	12/08/40
42.....	vs. Bears (2nd).....	10/26/47

Most Points Allowed, One Quarter

31.....	vs. Broncos (4th).....	10/27/13
31.....	vs. Bears (2nd).....	09/29/85
28.....	vs. Eagles (1st).....	11/15/10
28.....	vs. Chiefs (2nd).....	09/30/01
28.....	vs. Cardinals (2nd).....	10/22/50

Fewest Touchdowns Allowed, Season

10.....	1934
11.....	1932
11.....	1942

Fewest Touchdowns Allowed, Game

0.....	Multiple times..... [Last: vs. Eagles, 11/18/12]
--------	--

Most Touchdowns Allowed, Season

59.....	2013
57.....	1954
53.....	2014

POINTS AFTER TOUCHDOWN

Fewest PATs Allowed, Season

12.....	1942
14.....	1982
16.....	1945

Most PATs Allowed, Season

59.....	2013
54.....	1954
50.....	2014

Most PATs Allowed, Game

8.....	Multiple times..... [Last: vs. Eagles, 11/15/10]
--------	--

FIELD GOALS

Fewest Field Goals Allowed, Season

1.....	1945
2.....	1943
3.....	1948
3.....	1946

Most Field Goals Allowed, Season

34.....	2011
31.....	Two times..... [Last: 2009]

Most Field Goals Allowed, Game

6.....	vs. Cowboys.....	09/26/12
5.....	Five times..... [Last: vs. Bills, 12/02/07]	

FIRST DOWNS

Fewest First Downs Allowed, Season

79.....	1935
82.....	1937

Most First Downs Allowed, Season

368.....	2016
358.....	1996

Most First Downs Allowed, Game

35.....	vs. Bengals.....	10/30/16
34.....	vs. Patriots.....	10/28/07

Fewest First Downs Allowed, Rushing, Season

47.....	1982
52.....	1942

Most First Downs Allowed, Rushing, Season

149.....	1969
146.....	1996

Most First Downs Allowed, Rushing, Game

25.....	vs. Eagles.....	12/02/51
21.....	vs. Bills.....	11/03/96

Fewest First Downs Allowed, Passing, Season

34.....	1943
39.....	1945

Most First Downs Allowed, Passing, Season

225.....	2016
223.....	2012

RECORD BOOK: TEAM

Most First Downs Allowed, Passing, Game

24..... vs. Saints	09/11/94
24..... vs. Eagles	09/17/89

Fewest First Downs Allowed, Penalty, Season

3	1957
---------	------

Most First Downs Allowed, Penalty, Season

36.....	1965
35.....	2014

Most First Downs Allowed, Penalty, Game

8	vs. Bengals.....	10/30/16
---------	------------------	----------

NET YARDS GAINED RUSHING & PASSING

Most Seasons Leading League, Fewest Yards Allowed

5	1935-37, 39, 46
---------	-----------------

Most Consecutive Seasons Leading League, Fewest Yards Allowed

3*.....	1935-37
---------	---------

Fewest Yards Allowed, Season

1,926	1935
1,941	1942

Fewest Yards Allowed, Game

51..... vs. Giants [-1 rush/52 pass]	12/11/60
51..... vs. Giants [1 rush/50 pass].....	09/27/42

Most Yards Allowed, Season

6,228.....	2010
6,090	2015

Most Yards Allowed, Game

625	vs. Yanks [124 rush/501 pass]	1948
615	vs. Cardinals [108 rush/507 pass]	1996

RUSHING

Most Seasons Leading League, Fewest Yards Allowed

4	1935-36, 41, 83
---------	-----------------

Most Consecutive Seasons Leading League, Fewest Yards Allowed

2	1935-36
---------	---------

Fewest Yards Allowed, Rushing, Season

848.....	1942
946.....	1982

Fewest Yards Allowed, Rushing, Game

-29	vs. Rams	10/11/42
-12	vs. Eagles	10/29/61

Most Yards Allowed, Rushing, Season

2,536.....	1978
2,524.....	1980

Most Yards Allowed, Rushing, Game

382	vs. Bears.....	12/08/40
376	vs. Eagles	11/21/48

Fewest Rushing Attempts Allowed, Season

247	1982
329	1933

Fewest Rushing Attempts Allowed, Game

6	vs. Cardinals	10/29/33
9	Two times.....	[Last: vs. Seahawks, 12/23/89]

Most Rushing Attempts Allowed, Season

625.....	1978
585.....	1980

Most Rushing Attempts Allowed, Game

64.....	Three times.....	[Last: 12/02/51]
---------	------------------	------------------

Fewest Touchdowns Allowed, Rushing, Season

3	1937
3	1936

Most Touchdowns Allowed, Rushing, Season

26.....	1969	
24.....	Two times.....	[Last: 1998]

Most Touchdowns Allowed, Rushing, Game

5	Four times.....	[Last: vs. Bills, 11/03/96]
---------	-----------------	-----------------------------

PASSING

Most Seasons Leading League, Fewest Yards Allowed

7.....	1939, 42, 45, 52-53, 80, 85
--------	-----------------------------

Most Consecutive Seasons Leading League, Fewest Yards Allowed

2	1952-53
---------	---------

Fewest Yards Allowed, Passing, Season

682.....	1934
928.....	1935

Fewest Yards Allowed, Passing, Game

-12	vs. Cardinals	11/21/80
-3.....	vs. Giants	10/01/39

Most Yards Allowed, Passing, Season

4,511	2012
4,187	2010

Most Yards Allowed, Passing, Game

507	vs. Cardinals	11/10/96
505.....	vs. Giants	10/28/62

Fewest Touchdowns Allowed, Passing, Season

4	1934
5	1942

Most Touchdowns Allowed, Passing, Season

37.....	1961	
35.....	Two times.....	2014

Most Touchdowns Allowed, Passing, Game

7.....	vs. Giants	10/28/62
7.....	vs. Eagles	10/17/54

Fewest Pass Attempts Allowed, Season

159.....	1934
162.....	1933

Fewest Pass Attempts Allowed, Game

1.....	vs. Giants.....	09/27/42
8	vs. Cowboys.....	12/10/00

Most Pass Attempts Allowed, Season

636.....	2012
602.....	2007

Most Pass Attempts Allowed, Game

63.....	vs. Bears.....	10/31/99
62.....	vs. Cowboys.....	11/22/12

RECORD BOOK: TEAM

Fewest Pass Completions Allowed, Season

45.....	1934
62.....	1936

Fewest Pass Completions Allowed, Game

0..... vs. Eagles.....	10/18/36
1..... Two times.....	[Last: vs. Giants, 09/27/42]

Most Pass Completions Allowed, Season

393.....	2012
387.....	2016

Most Pass Completions Allowed, Game

38..... vs. Texans.....	09/19/10
37..... Five times.....	[Last: vs. Eagles, 12/26/15]

SACKS

Most Sacks, Season

66.....	1984
55.....	1986

Fewest Sacks, Season

18.....	1969
19.....	2006

Most Sacks, Game

10..... vs. Jaguars.....	09/14/14
10..... at Buccaneers.....	10/09/77
9..... vs. Cardinals.....	12/21/80

Most Opponents' Yards Lost Attempting to Pass, Season

529.....	1984
424.....	1987
424.....	1986

Most Opponents' Yards Lost Attempting to Pass, Game

99..... vs. Buccaneers.....	10/09/77
81..... vs. Browns.....	10/30/60

Fewest Opponents' Yards Lost Attempting to Pass, Season

95.....	2006
110.....	1956

INTERCEPTIONS BY

Most Seasons Leading League, Interceptions

3.....	1964, 71, 83
--------	--------------

Most Passes Intercepted By, Season

34.....	1983
34.....	1966
33.....	1980

Most Passes Intercepted By, Game

7..... vs. Eagles.....	11/03/35
6..... vs. Chargers.....	10/31/83

Fewest Passes Intercepted By, Season

6.....	2006
7.....	2014
11..... Three times.....	[Last: 2015]

Most Consecutive Games, One or More Passes Intercepted By

36.....	1962-65
---------	---------

Most Yards Returning Interceptions, Season

598.....	1973
535.....	1965

Most Yards Returning Interceptions, Game

173..... vs. Cardinals.....	11/29/92
147..... vs. 49ers.....	12/18/04

Fewest Yards, Returning Interceptions, Season

25.....	2006
38.....	2014

Most Yards Returning Interceptions, Both Teams, Game

206..... Redskins (23) vs. Cardinals (183).....	11/08/42
---	----------

Most Touchdowns, Returning Interceptions, Season

5.....	1971
4.....	1984
4.....	1973

Most Touchdowns, Returning Interceptions, Game

2..... vs. Steelers.....	12/19/65
2..... vs. Cowboys.....	11/22/64
2..... vs. Yanks.....	10/31/48

Most Touchdowns, Returning Interceptions, Both Teams, Game

3..... Redskins (0) vs. Bears (3).....	12/08/40
--	----------

PUNT RETURNS

Fewest Opponents' Punt Returns, Season

7*.....	1962
14.....	1973

Most Opponents' Punt Returns, Season

65.....	2004
52.....	1980

Fewest Yards Allowed, Punt Returns, Season

34.....	1962
39.....	1972

Most Yards Allowed, Punt Returns, Season

727.....	2004
655.....	2013

Lowest Avg. Allowed, Punt Returns, Season

1.9.....	1959
2.1.....	1972

Highest Avg. Allowed, Punt Returns, Season

16.8.....	2013
14.4.....	1946

Most Touchdowns Allowed, Punt Returns, Season

3.....	2013
3.....	1952
2..... Multiple times.....	[Last: 2008]

KICKOFF RETURNS

Fewest Opponents' Kickoff Returns, Season [since 1940]

25.....	2016
26.....	1944

Most Opponents' Kickoff Returns, Season [since 1940]

91.....	1983
77.....	1999

Fewest Yards Allowed, Kickoff Returns, Season [since 1940]

534.....	2016
566.....	1944
582.....	2015

RECORD BOOK: TEAM/INDIVIDUAL

Most Yards Allowed, Kickoff Returns, Season [since 1940]

1,772	1999
1,772	1983

Lowest Average Allowed, Kickoff Returns, Season [since 1940]

16.3	1976
16.8	1979

Highest Average Allowed, Kickoff Returns, Season

28.2	1953
27.7	1998

Most Touchdowns Allowed, Kickoff Returns, Season

2	Three times [Last: 1998]
---------	--------------------------

FUMBLES

Most Opponents' Fumbles, Season

46	1983
42	1964

Fewest Opponents' Fumbles, Season

9	1940
9	1938

Most Opponents' Fumbles, Game

9	vs. Cardinals 10/25/76
---------	------------------------

Most Opponents' Fumbles Recovered, Season

27	1983
----------	------

Most Opponents' Fumbles Recovered, Game

8	vs. Cardinals 10/25/76
---------	------------------------

Fewest Opponents' Fumbles Recovered, Season

5	2008
6	Four times [Last: 2009]

Most Touchdown Returns, Fumbles Recovered, Game

2	Two times [Last: vs. Vikings, 11/29/84]
---------	---

TURNOVERS

Fewest Opponents' Turnovers, Season

12	2006
18	2008

Most Opponents' Turnovers, Season

61	1983
55	1964

Most Opponents' Turnovers, Game

10	vs. Cardinals (9 ints/1 fum) 10/25/76
8	vs. Chargers (6 ints/2 fum) 10/31/83

*Asterisks indicate NFL records

SERVICE

Most Seasons

20	Darrell Green 1983-2002
16	Monte Coleman 1979-94
16	Sammy Baugh 1937-52

Most Games Played, Career

295	Darrell Green 1983-2002
215	Monte Coleman 1979-94
205	Art Monk 1980-93

Most Consecutive Games Played, Career

196	Len Hauss 1964-77
170	Mark Moseley 1974-86
163	Joe Theismann 1974-85

Most Consecutive Games Started, Career

192	Len Hauss 1964-77
-----------	-------------------

SCORING

Most Seasons Leading League, Scoring

1	Chip Lohmiller 1991
1	Mark Moseley 1983
1	Sam Baker 1957
1	Andy Farkas 1939

Most Seasons Leading Team [all consecutive]

12	Mark Moseley 1974-85
7	Chip Lohmiller 1988-94
5	Curt Knight 1969-73

POINTS

Most Points, Career

1,206	Mark Moseley 1974-86
787	Chip Lohmiller 1988-94
540	Charley Taylor 1964-77

Most Points, Season

161	Mark Moseley 1983
149	Chip Lohmiller 1991
144	John Riggins 1983

Most Points, No Touchdowns, Season

161	Mark Moseley 1983
149	Chip Lohmiller 1991
138	Dustin Hopkins 2016

Most Seasons, 100 or More Points

4	Chip Lohmiller 1989-92
3	Mark Moseley 1979, 1983-84
2	Dustin Hopkins 2015-16
2	Graham Gano 2010-11
2	Shaun Suisham 2007-08
2	Brett Conway 1999, 2001
2	Curt Knight 1971, 1973

Most Points, Rookie Season

118	Scott Blanton 1996
105	Charlie Gogolak 1966
97	Chip Lohmiller 1988

Most Points, Game

24	Larry Brown vs. Eagles [4 TDs] 12/16/73
24	Dick James vs. Cowboys [4 TDs] 12/17/61
20	Andy Farkas vs. Rams [3 TDs, 2 PATS] 09/25/38

RECORD BOOK: INDIVIDUAL

Most Consecutive Games Scoring

92.....	Chip Lohmiller.....	1988-93
91.....	Mark Moseley.....	1980-86
70.....	Mark Moseley.....	1974-78

TOUCHDOWNS

Most Seasons Leading League, Touchdowns

1.....	Stephen Davis.....	1999
1.....	Terry Allen.....	1996
1.....	George Rogers.....	1986
1.....	John Riggins.....	1983
1.....	Larry Brown.....	1973
1.....	Richard Todd.....	1940
1.....	Cliff Battles.....	1937

Most Seasons Leading Team

5.....	Clinton Portis.....	2004-08
5.....	John Riggins.....	1979, 1981, 83-85
5.....	Hugh Taylor.....	1949-50, 52-54
4.....	Stephen Davis.....	1999-2002
4.....	Gary Clark.....	1986-87, 89-90
4.....	Larry Brown.....	1971-74
4.....	Charley Taylor.....	1964-67
4.....	Bobby Mitchell.....	1962-65
4.....	Andy Farkas.....	1938-39, 1942-43

Most Consecutive Seasons Leading Team

5.....	Clinton Portis.....	2004-08
4.....	Stephen Davis.....	1999-02
4.....	Larry Brown.....	1971-74
4.....	Charley Taylor.....	1964-67
4.....	Bobby Mitchell.....	1962-65

Most Touchdowns, Career

90.....	Charley Taylor.....	1964-77
85.....	John Riggins.....	1976-79, 1981-85
65.....	Art Monk.....	1980-93

Most Touchdowns, Season

24.....	John Riggins.....	1983
21.....	Terry Allen.....	1996
18.....	George Rogers.....	1986

Most Touchdowns, Rookie, Season

13.....	Alfred Morris.....	2012
10.....	Charley Taylor.....	1964
8.....	Skip Hicks.....	1998
8.....	Charlie Brown.....	1982

Most Touchdowns, Game

4.....	Larry Brown vs. Eagles.....	12/16/73
4.....	Dick James vs. Cowboys.....	12/17/61
3.....	Multiple times.....	(Last: Robert Kelley vs. GB, 11/20/16)

Most Consecutive Games Scoring Touchdowns

13.....	George Rogers.....	1985-86
13.....	John Riggins.....	1982-83

POINTS AFTER TOUCHDOWNS

Most Seasons Leading League, PATs

1.....	Chip Lohmiller.....	1991
1.....	Mark Moseley.....	1983
1.....	Riley Smith.....	1937

Most [Kicking] PATs Attempted, Career

442.....	Mark Moseley.....	1974-86
267.....	Chip Lohmiller.....	1988-94
176.....	Curt Knight.....	1969-73

Most [Kicking] PATs Attempted, Season

63.....	Mark Moseley.....	1983
56.....	Chip Lohmiller.....	1991
51.....	Mark Moseley.....	1984

Most [Kicking] PATs Attempted, Game

10*	Charlie Gogolak vs. Giants.....	11/27/66
-----	---------------------------------	----------

Most [One-Point] PATs, Career

417.....	Mark Moseley.....	1974-86
262.....	Chip Lohmiller.....	1988-94
172.....	Curt Knight.....	1969-73

Most [One-Point] PATs, Season

62.....	Mark Moseley.....	1983
56.....	Chip Lohmiller.....	1991
49.....	Brett Conway.....	1999

Most [One-Point] PATs, Game

9*	Charlie Gogolak vs. Giants.....	11/27/66
8.....	Chip Lohmiller vs. Falcons.....	11/10/91
8.....	Dick Poillon vs. Yanks.....	10/31/48

Most Consecutive [Kicking] PATs

213.....	Chip Lohmiller.....	1988-94
----------	---------------------	---------

Highest [Kicking] PAT Percentage, Career [min. 200 PATs]

98.1.....	Chip Lohmiller [262-267].....	1988-94
94.6.....	Mark Moseley [417-441].....	1974-86

Most [Kicking] PATs, No Misses, Season

56.....	Chip Lohmiller.....	1991
41.....	Chip Lohmiller.....	1990
41.....	Chip Lohmiller.....	1989

Most [Kicking] PATs, No Misses, Game

8.....	Chip Lohmiller vs. Falcons.....	11/10/91
7.....	Nick Novak vs. 49ers.....	10/23/05
7.....	Mark Moseley vs. Giants.....	09/28/75

Most Two-Point Conversions, Career

3.....	Chris Cooley.....	2004-12
2.....	Jamison Crowder.....	2015
2.....	Darnierien McCants.....	2002-04
2.....	Stephen Davis.....	1996-2002

Most Two-Point Conversions, Season

2.....	Jamison Crowder.....	2015
2.....	Darnierian McCants.....	2003

Most Two-Point Conversions, Game

1.....	Multiple times.....	(Last: Jamison Crowder vs. PHI, 12/26/15)
--------	---------------------	---

FIELD GOALS

Most Seasons Leading League

4.....	Mark Moseley.....	1976-77, 79, 82
--------	-------------------	-----------------

Most Consecutive Seasons Leading League

2.....	Chip Lohmiller.....	1991-92
2.....	Mark Moseley.....	1976-77

Most Seasons Leading Team [all consecutive]

12.....	Mark Moseley.....	1974-85
7.....	Chip Lohmiller.....	1988-94
5.....	Curt Knight.....	1969-73

RECORD BOOK: INDIVIDUAL

Most Field Goals Attempted, Career

397	Mark Moseley	1974-86
245	Chip Lohmiller	1988-94
175	Curt Knight	1969-73

Most Field Goals Attempted, Season

49	Curt Knight	1971
47	Mark Moseley	1983
43	Chip Lohmiller	1991

Most Field Goals Attempted, Game

7	Curt Knight vs. Oilers	10/10/71
6	Graham Gano vs. Titans	11/21/10
6	Brett Conway vs. Giants	11/21/99
6	Chip Lohmiller vs. Eagles	12/22/91
6	Chip Lohmiller vs. Eagles	10/21/90
6	Mark Moseley vs. Saints	10/26/80
6	Curt Knight vs. Bears	11/14/71

Most Field Goals, Career

263	Mark Moseley	1974-86
175	Chip Lohmiller	1988-94
101	Curt Knight	1969-73

Most Field Goals, Season

34	Dustin Hopkins	2016
33	Mark Moseley	1983
31	Graham Gano	2011
31	Chip Lohmiller	1991

Most Field Goals, Rookie, Season

26	Scott Blanton	1996
22	Charlie Gogolak	1966
19	Chip Lohmiller	1988

Most Field Goals, Game

5	Dustin Hopkins vs. Giants	09/25/16
5	Shaun Suisham vs. Jets	11/04/07
5	Chip Lohmiller vs. Vikings	10/25/92
5	Chip Lohmiller vs. Eagles	12/22/91
5	Chip Lohmiller vs. Bills	12/30/90
5	Mark Moseley vs. Saints	10/26/80
5	Curt Knight vs. Colts	11/18/73
5	Curt Knight vs. Bears	11/14/71
5	Curt Knight vs. Oilers	10/10/71

Most Field Goals, One Quarter

4*	Curt Knight vs. Giants (2nd)	11/15/70
----	-------	------------------------------	-------	----------

Most Consecutive Games Scoring Field Goals

28	Chip Lohmiller	1988-90
16	Mark Moseley	1976-77

Most Consecutive Field Goals

23	Mark Moseley	1981-82
18	Kai Forbath	2013-14
17	Kai Forbath	2012

Most Consecutive Field Goals Made to Start a Career

17*	Kai Forbath	2012
-----	-------	-------------	-------	------

Longest Field Goal

59	Graham Gano vs. 49ers	11/06/11
57	Steve Cox vs. Seahawks	09/28/86
56	Chip Lohmiller vs. Colts	12/22/90

Highest Field Goal Percentage, Career (min. 100 FGA)

80.2	Shaun Suisham (81/101)	2006-09
71.4	Chip Lohmiller (175/245)	1988-94
66.2	Mark Moseley (263/397)	1974-86

Highest Field Goal Percentage, Season (min. 20 FGA)

95.2	Mark Moseley (20/21)	1982
89.3	Dustin Hopkins (25/28)	2015
88.9	Kai Forbath (24/27)	2014

Most Field Goals, No Misses, Game

5	Dustin Hopkins vs. Giants	09/25/16
5	Shaun Suisham vs. Jets	11/04/07
5	Chip Lohmiller vs. Vikings	10/25/92
5	Chip Lohmiller vs. Bills	12/30/90

Most Field Goals, 50 or More Yards, Career

12	Mark Moseley	1974-86
9	Chip Lohmiller	1988-94
5	Dustin Hopkins	2015-16
5	Brett Conway	1998-2002

Most Field Goals, 50 or More Yards, Season

4	Graham Gano	2011
4	Mark Moseley	1977
3	Dustin Hopkins	2016
3	Brett Conway	1999
3	Chip Lohmiller	1990

Most Field Goals, 50 or More Yards, Game

2	Four times	(Last: Brett Conway, vs. Bears, 10/31/99)
---	-------	------------	-------	---

SAFETIES

Most Safeties, Career

2	Willie Wilkin	1938-43
---	-------	---------------	-------	---------

Most Safeties, Season

2	Willie Wilkin	1942
---	-------	---------------	-------	------

Most Safeties, Game

1	Multiple players	(Last: Houston Bates at CAR, 11/22/15)
---	-------	------------------	-------	--

RUSHING - ATTEMPTS

Most Seasons Leading Team, Attempts

6	Larry Brown	1969-74
5	Clinton Portis	2004-05, 2007-09
5	John Riggins	1978-79, 1982-84

Most Consecutive Seasons Leading Team, Attempts

6	Larry Brown	1969-74
4	Alfred Morris	2012-15
4	Stephen Davis	1999-2002
4	Dan Bosseler	1957-60

Most Attempts, Career

1,988	John Riggins	1976-79, 1981-85
1,667	Clinton Portis	2004-10
1,530	Larry Brown	1969-76

Most Attempts, Season

375	John Riggins	1983
356	Stephen Davis	2001
352	Clinton Portis	2005

Most Attempts, Rookie, Season

335	Alfred Morris	2012
235	Mike Thomas	1975
233	Reggie Brooks	1993

Most Attempts, Game

45*	Jamie Morris vs. Bengals	12/17/88
39	Earnest Byner vs. Patriots	12/15/90
38	Stephen Davis vs. Cardinals	01/06/02
38	Jamie Morris vs. Eagles	11/12/89

RECORD BOOK: INDIVIDUAL

RUSHING - YARDS GAINED

Most Seasons Leading League, Yards Gained, Rushing

1	Larry Brown	1970
1	Cliff Battles	1937
1	Jim Musick	1933
1	Cliff Battles	1932

Most Yards Gained, Rushing, Career

7,472	John Riggins	1976-79, 1981-85
6,824	Clinton Portis	2004-10
5,975	Larry Brown	1969-76

Most Seasons, 1,000 or More Yards Rushing

4	Clinton Portis	2004-05, 2007-08
4	John Riggins	1978-79, 1983-84
3	Alfred Morris	2012-14
3	Stephen Davis	1999-2001

Most Consecutive Seasons, 1,000 or More Yards Rushing

3	Alfred Morris	2012-14
3	Stephen Davis	1999-2001
2	Clinton Portis	2007-08
2	Clinton Portis	2004-05
2	Terry Allen	1995-96
2	Earnest Byner	1990-91
2	George Rogers	1985-86
2	John Riggins	1983-84
2	John Riggins	1978-79

Most Yards Gained, Rushing, Season

1,613	Alfred Morris	2012
1,516	Clinton Portis	2005
1,487	Clinton Portis	2008

Most Yards Gained, Rushing, Rookie, Season

1,613	Alfred Morris	2012
1,063	Reggie Brooks	1993
919	Mike Thomas	1975

Most Yards Gained, Rushing, Game

221	Gerald Riggs vs. Eagles	09/17/89
215	Cliff Battles vs. Giants	10/08/33
206	George Rogers vs. Cardinals	12/21/85

Most Games, 200 or More Yards Rushing, Career [Regular Season]

1	Alfred Morris	2012-15
1	Gerald Riggs	1989-91
1	George Rogers	1985-87
1	Cliff Battles	1932-37

Most Games, 200 or More Yards Rushing, Season

1	Alfred Morris	2012
1	Gerald Riggs	1989
1	George Rogers	1985
1	Cliff Battles	1933

Most Games, 100 or More Yards Rushing, Career [Regular Season]

26	Clinton Portis	2004-10
19	John Riggins	1976-79, 81-85
19	Larry Brown	1969-76
18	Stephen Davis	1996-2002

Most Games, 100 or More Yards Rushing, Season

9	Clinton Portis	2005
7	Alfred Morris	2012
7	Rob Goode	1951

Most Consecutive Games, 100 or More Yards Rushing

5	Clinton Portis	2008
5	Ladell Betts	2006
5	Clinton Portis	2005
5	Rob Goode	1951

Longest Run From Scrimmage

88	Billy Wells vs. Cardinals	11/21/54
85	Reggie Brooks vs. Eagles	09/19/93
80	Rob Goode vs. Packers	09/24/50

RUSHING - AVERAGE GAIN

Highest Average Gain, Rushing, Career [min. 750 att.]

4.37	Alfred Morris (1,078-4,713)	2012-15
4.19	Stephen Davis (1,383-5,790)	1996-2002
4.18	Cliff Battles (839-3,511)	1932-37

Highest Average Gain, Rushing, Season [min. 100 att.]

6.79	Robert Griffin III (120-815)	2012
5.42	Frank Atkins (147-797)	1945
5.41	Don Bosseler (119-644)	1959

Highest Average Gain, Rushing, Game [min. 10 att.]

11.9	Stephen Davis (12-143) vs. Bears	10/31/99
10.6	Robert Griffin III (13-138) vs. Vikings	10/14/12
10.5	Johnny Olszewski (18-190) vs. Browns	11/15/59

RUSHING - TOUCHDOWNS

Most Seasons Leading League, Touchdowns, Rushing

1	Stephen Davis	1999
1	Terry Allen	1996
1	George Rogers	1986
1	John Riggins	1983
1	Rob Goode	1951
1	Andy Farkas	1938
1	Cliff Battles	1937

Most Seasons Leading Team, Touchdowns, Rushing

7	John Riggins	1978-79, 81-85
5	Clinton Portis	2004-08
4	Stephen Davis	1999-2002
4	Larry Brown	1970-73

Most Consecutive Seasons Leading Team, Touchdowns, Rushing

5	Clinton Portis	2004-08
5	John Riggins	1981-85
4	Stephen Davis	1999-2002
4	Larry Brown	1970-73

Most Touchdowns, Rushing, Career

79	John Riggins	1976-79, 81-85
46	Clinton Portis	2004-10
45	Stephen Davis	1996-2002
37	Terry Allen	1995-98

Most Touchdowns, Rushing, Season

24	John Riggins	1983
21	Terry Allen	1996
18	George Rogers	1986

Most Touchdowns, Rushing, Rookie, Season

13	Alfred Morris	2012
8	Skip Hicks	1998
7	Robert Griffin III	2012
7	Don Bosseler	1957

RECORD BOOK: INDIVIDUAL

Most Touchdowns, Rushing, Game

3	Rob Kelley vs. Packers	11/20/16
3	Darrel Young vs. Chargers	11/03/13
3	Roy Helu, Jr. vs. Bears	10/20/13
3	Alfred Morris vs. Cowboys	12/30/12
3	Clinton Portis vs. 49ers	10/23/05
3	Stephen Davis vs. Rams	11/24/02
3	Stephen Davis vs. Jets	09/26/99
3	Stephen Davis vs. Giants	09/19/99
3	Skip Hicks vs. Eagles	11/15/98
3	Terry Allen vs. Colts	10/27/96
3	Terry Allen vs. Giants	10/20/96
3	Gerald Riggs vs. Bengals	09/22/91
3	Earnest Byner vs. Dolphins	12/02/90
3	John Riggins vs. Lions	10/13/85
3	Otis Wonsley vs. Lions	11/11/84
3	John Riggins vs. Rams	01/01/84
3	Reggie Evans vs. Lions	10/23/83
3	John Riggins vs. Cardinals	10/09/83
3	Ray McDonald vs. Saints	09/24/87
3	Dick James vs. Cowboys	12/17/61
3	Don Bosseler vs. Eagles	12/08/57
3	Andy Farkas vs. Bears	12/19/43
3	Andy Farkas vs. Dodgers	11/12/39
3	Andy Farkas vs. Rams	09/25/38
3	Cliff Battles vs. Giants	10/17/37

Most Consecutive Games Rushing for Touchdowns

13	George Rogers	1985-86
13	John Riggins	1982-83
10	Terry Allen	1995-96

PASSING - PASSER RATING

Most Seasons Leading League, Passer Rating

6*	Sammy Baugh	1937, 40, 43, 45, 47, 49
2	Sonny Jurgensen	1967, 69

Most Seasons Leading Team, Passer Rating

14	Sammy Baugh	1937-43, 1945-51
8	Joe Theismann	1978-85
8	Sonny Jurgensen	1964-70, 74

Most Consecutive Seasons Leading Team, Passer Rating

8	Joe Theismann	1978-85
7	Sonny Jurgensen	1964-70
7	Sammy Baugh	1945-51
7	Sammy Baugh	1937-43

Highest Passer Rating, Career (min. 1,500 att.)

93.6	Kirk Cousins	2012-16
85.0	Sonny Jurgensen	1964-74
82.3	Jason Campbell	2005-09

Highest Passer Rating, Season (min. 150 att.)

109.9	Sammy Baugh	1945
102.4	Robert Griffin III	2012
101.6	Kirk Cousins	2015

Highest Passer Rating, Rookie, Season (min. 150 att.)

102.4	Robert Griffin III	2012
76.5	Jason Campbell	2006
71.8	Patrick Ramsey	2002

PASSING - ATTEMPTS

Most Seasons Leading League, Attempts, Passing

4	Sammy Baugh	1937, 43, 47-48
3	Sonny Jurgensen	1966-67, 69

Most Consecutive Seasons Leading League, Attempts, Passing

2	Sonny Jurgensen	1966-67
2	Sammy Baugh	1947-48

Most Passes Attempted, Career

3,602	Joe Theismann	1974-85
3,155	Sonny Jurgensen	1964-74
2,995	Sammy Baugh	1937-52

Most Passes Attempted, Season

606	Kirk Cousins	2016
543	Kirk Cousins	2015
541	Jay Schroeder	1986

Most Passes Attempted, Rookie, Season

393	Robert Griffin III	2012
375	Norm Snead	1961
265	Heath Shuler	1994

Most Passes Attempted, Game

58	Jay Schroeder vs. 49ers	12/01/85
56	Kirk Cousins vs. Bengals	10/30/16
54	Jason Campbell vs. Cowboys	11/18/07
54	Trent Green vs. Cardinals	11/22/98
54	Mark Rypien vs. Cowboys	11/22/90

PASSING - COMPLETIONS

Most Seasons Leading League, Completions

7	Sammy Baugh	1940, 42-43, 45, 47-49
---	-------	-------------	-------	------------------------

Most Consecutive Seasons Leading League, Completions

2	Sonny Jurgensen	1966-67
2	Sammy Baugh	1947-48

Most Seasons Leading Team, Completions

13	Sammy Baugh	1937-38, 40-43, 45-51
8	Joe Theismann	1978-85
7	Billy Kilmer	1971-77
7	Sonny Jurgensen	1964-70

Most Consecutive Seasons Leading Team, Completions

8	Joe Theismann	1978-85
7	Billy Kilmer	1971-77
7	Sonny Jurgensen	1964-70
7	Sammy Baugh	1945-51

Most Passes Completed, Career

2,044	Joe Theismann	1974-85
1,831	Sonny Jurgensen	1964-74
1,693	Sammy Baugh	1937-52

Most Passes Completed, Season

406	Kirk Cousins	2016
379	Kirk Cousins	2015
327	Jason Campbell	2009

Most Passes Completed, Rookie, Season

258	Robert Griffin III	2012
172	Norm Snead	1961
120	Heath Shuler	1994

Most Passes Completed, Game

41	Kirk Cousins vs. Cowboys	11/24/16
38	Kirk Cousins vs. Bengals	10/30/16
33	Kirk Cousins vs. Buccaneers	10/25/15
33	Jason Campbell vs. Cowboys	11/18/07

Most Consecutive Passes Completed

22	Mark Brunell vs. Texans	09/24/06
----	-------	-------------------------	-------	----------

RECORD BOOK: INDIVIDUAL

PASSING - COMPLETION PCT.

Most Seasons Leading League

7..... Sammy Baugh.....1940, 42-43, 45, 47-49

Most Consecutive Seasons Leading League

3..... Sammy Baugh..... 1947-49

Highest Completion Percentage, Career (min. 1,500 att.)

65.9..... Kirk Cousins.....2012-16
61.2..... Jason Campbell.....2005-09
58.2..... Sonny Jurgensen.....1964-74

Highest Completion Percentage, Season (min. 150 att.)

70.3..... Sammy Baugh (128-182)..... 1945
69.8..... Kirk Cousins (379-543)..... 2015
68.7..... Robert Griffin III (147-214).....2014

Highest Completion Percentage, Rookie, Season

65.7..... Robert Griffin III..... 2012
53.1..... Jason Campbell..... 2007
51.5..... Patrick Ramsey..... 2002

Highest Completion Percentage, Game (min. 20 att.)

88.9..... Mark Brunell vs. Texans (24-27).....09/24/06

PASSING - YARDS GAINED

Most Seasons Leading League, Yards Gained, Passing

4..... Sammy Baugh.....1937, 40, 47-48
3..... Sonny Jurgensen.....1966-67, 69

Most Consecutive Seasons Leading League, Yards Gained, Passing

2..... Sonny Jurgensen..... 1966-67
2..... Sammy Baugh..... 1947-48

Most Seasons Leading Team, Yards Gained, Passing

13..... Sammy Baugh..... 1937-38, 40-43, 45-51
8..... Joe Theismann..... 1978-85
7..... Billy Kilmer..... 1971-77
7..... Sonny Jurgensen..... 1964-70

Most Yards Gained, Passing, Career

25,206... Joe Theismann.....1974-85
22,585... Sonny Jurgensen.....1964-74
21,886... Sammy Baugh.....1937-52

Most Seasons, 3,000 or More Yards Passing

3..... Mark Rypien.....1989, 91-92
3..... Joe Theismann..... 1981, 83-84
3..... Sonny Jurgensen.....1966-67, 69

Most Yards Gained, Passing, Season

4,917..... Kirk Cousins..... 2016
4,166..... Kirk Cousins.....2015
4,109..... Jay Schroeder..... 1986

Most Yards Gained, Passing, Rookie, Season

3,200.... Robert Griffin III..... 2012
2,337.... Norm Snead.....1961
1,658.... Heath Shuler..... 1994

Most Yards Gained, Passing, Game

471..... Brad Johnson vs. 49ers..... 12/26/99
458..... Kirk Cousins vs. Bengals.....10/30/16
449..... Kirk Cousins vs. Cowboys.....11/24/16

Most Games, 400 or More Passing Yards, Career

3..... Kirk Cousins..... 2012-16
2..... Mark Rypien..... 1988-93
2..... Sonny Jurgensen.....1964-74

Most Games, 400 or More Passing Yards, Season

2..... Kirk Cousins..... 2016

Most Games, 300 or More Yards Passing, Career

19..... Kirk Cousins..... 2012-16
15..... Sonny Jurgensen.....1964-74
14..... Joe Theismann.....1974-85

Most Games, 300 or More Yards Passing, Season

7..... Kirk Cousins..... 2016
7..... Kirk Cousins..... 2015
5..... Mark Rypien..... 1989
5..... Jay Schroeder..... 1986
5..... Sonny Jurgensen..... 1967

Most Consecutive Games, 300 or More Yards Passing, Season

3..... Kirk Cousins..... 2015
3..... Robert Griffin III..... 2013

Longest Pass Completion (all TDs)

99*..... Sonny Jurgensen (to Allen) vs. Bears....09/15/68
99*..... George Izo (to Mitchell) vs. Browns....09/15/63
99*..... Frank Filchock (to Farkas) vs. Steelers...10/15/39

PASSING - AVERAGE GAIN

Most Seasons Leading League, Average Gain, Passing

3..... Sammy Baugh..... 1937, 40, 48

Highest Average Gain, Career (1,500 att.)

7.78..... Kirk Cousins..... 2012-16
7.31..... Sammy Baugh.....1937-52
7.22..... Mark Rypien..... 1988-93

Highest Average Gain, Season (150 att.)

9.17..... Sammy Baugh..... 1945
9.03..... Eddie LeBaron..... 1957
8.47..... Mark Rypien..... 1991

Highest Average Gain, Rookie, Season

8.14..... Robert Griffin III..... 2012
7.22..... Al Dorow..... 1954

Highest Average Gain, Game (20 att.)

18.58*..... Sammy Baugh vs. Yanks (24 att-446 yds)...10/31/48

PASSING - TOUCHDOWNS

Most Seasons Leading League, Touchdowns, Passing

2..... Sammy Baugh.....1940, 47
2..... Frank Filchock.....1939, 44

Most Seasons Leading Team

13..... Sammy Baugh..... 1937-38, 40-43, 45-51
8..... Joe Theismann..... 1978-85
8..... Sonny Jurgensen.....1964-70, 74

Most Consecutive Seasons Leading Team

8..... Joe Theismann..... 1978-85
7..... Sonny Jurgensen..... 1964-70
7..... Sammy Baugh.....1945-51

RECORD BOOK: INDIVIDUAL

Most Touchdown Passes, Career

187	Sammy Baugh	1937-52
179	Sonny Jurgensen	1964-74
160	Joe Theismann	1974-85

Most Touchdown Passes, Season

31	Sonny Jurgensen	1967
29	Kirk Cousins	2015
29	Joe Theismann	1983

Most Touchdown Passes, Rookie, Season

20	Robert Griffin III	2012
14	Eddie LeBaron	1952
11	Norm Snead	1961

Most Touchdown Passes, Game

6	Mark Rypien vs. Falcons	11/10/91
6	Sammy Baugh vs. Cardinals	11/23/47
6	Sammy Baugh vs. Dodgers	10/31/43

Most Games, Four or More Touchdown Passes, Career

9	Sonny Jurgensen	1964-74
5	Mark Rypien	1988-93

Most Games, Four or More Touchdown Passes, Season

3	Kirk Cousins	2015
3	Sonny Jurgensen	1964, 67

Most Consecutive Games, Touchdown Passes (reg. season)

23	Sonny Jurgensen	1966-68
16	Kirk Cousins	2015
15	Joe Theismann	1982-83

PASSING - HAD INTERCEPTED

Most Consecutive Passes Attempted, No Interceptions

271	Jason Campbell	2007-08
187	Kirk Cousins	2016
162	Joe Theismann	1983

Most Passes Had Intercepted, Career

203	Sammy Baugh	1937-52
138	Joe Theismann	1974-85
116	Sonny Jurgensen	1964-74

Most Passes Had Intercepted, Season

27	Norm Snead	1963
23	Sammy Baugh	1948
22	Jay Schroeder	1986
22	Norm Snead	1962
22	Norm Snead	1961

Most Passes Had Intercepted, Game

6	Jay Schroeder vs. Giants	12/07/86
6	Sammy Baugh vs. Giants	11/11/51

Most Attempts, No Interceptions, Game

53	Kirk Cousins vs. Cowboys	11/24/16
53	Mark Brunell vs. Broncos	10/09/05

Most Seasons Leading League, Lowest Percentage, Passes Had Intercepted

5*	Sammy Baugh	1940, 42, 44-45, 47
----	-------	-------------	-------	---------------------

Lowest Percentage, Passes Had Intercepted, Career (min. 1,000 att.)

2.2	Robert Griffin III	2012-14
2.3	Jason Campbell	2005-09
2.7	Kirk Cousins	2012-16

Lowest Percentage, Passes Had Intercepted, Season (min. 150 att.)

1.19	Jason Campbell (6-506)	2008
1.27	Robert Griffin III (5-393)	2012
1.54	Mark Brunell (4-250)	2006

Lowest Pct. Of Passes Had Intercepted, Rookie, Season

1.27	Robert Griffin III	2012
3.5	Patrick Ramsey	2002
4.2	Sammy Baugh	1937

PASSING - TIMES SACKED

Most Times Sacked, Career

340	Joe Theismann	1974-85
160	Sonny Jurgensen	1964-74
117	Billy Kilmer	1971-78

Most Times Sacked, Season

49	Trent Green	1998
48	Joe Theismann	1984
43	Jason Campbell	2009

Most Times Sacked, Game

10	John Beck at Bills	10/30/11
9	Joe Theismann vs. Cardinals	11/19/78

PASS RECEPTIONS

Most Seasons Leading League, Receptions

2	Charley Taylor	1966-67
---	-------	----------------	-------	---------

Most Seasons Leading Team, Receptions

8	Charley Taylor	1966-69, 72-75
6	Santana Moss	2005-10
6	Art Monk	1980, 82, 84-85, 89,91
6	Hugh Taylor	1949-54

Most Consecutive Seasons Leading Team, Receptions

6	Santana Moss	2005-10
6	Hugh Taylor	1949-54
4	Charley Taylor	1972-75
4	Charley Taylor	1966-69
4	Bobby Mitchell	1962-65

Most Pass Receptions, Career

888	Art Monk	1980-93
649	Charley Taylor	1964-77
581	Santana Moss	2005-14

Most Seasons, 50 or More Pass Receptions

9	Art Monk	1980-81, 84-86, 88-91
7	Charley Taylor	1964, 66-67, 69, 73-75
6	Santana Moss	2005-10
6	Bobby Mitchell	1962-67

Most Pass Receptions, Season

113	Pierre Garçon	2013
106	Art Monk	1984
93	Santana Moss	2010

Most Pass Receptions, Rookie, Season

59	Jamison Crowder	2015
58	Art Monk	1980
53	Charley Taylor	1964

Most Pass Receptions, Game

14	Roy Helu, Jr. vs. 49ers (105 yds)	11/06/11
13	Art Monk vs. Lions (168 yds)	11/04/90
13	Kelvin Bryant vs. Giants (130 yds)	12/07/86
13	Art Monk vs. Bengals (230 yds)	12/15/85

RECORD BOOK: INDIVIDUAL

Most Consecutive Games, Pass Receptions
 164..... Art Monk.....1983-93

RECEIVING - YARDS GAINED

Most Seasons Leading League, Yards Gained, Receiving
 2..... Bobby Mitchell.....1962-63

Most Consecutive Seasons Leading League, Yards Gained, Receiving
 2..... Bobby Mitchell.....1962-63

Most Seasons Leading Team, Yards Gained, Receiving
 8..... Charley Taylor.....1966-69, 72-75
 6..... Santana Moss.....2005-10
 6..... Gary Clark.....1986-87, 89-92
 6..... Hugh Taylor.....1949-54

Most Consecutive Seasons Leading Team, Yards Gained, Receiving
 6..... Santana Moss.....2005-10
 6..... Hugh Taylor.....1949-54
 4..... Gary Clark.....1989-92
 4..... Charley Taylor.....1966-69
 4..... Bobby Mitchell.....1962-65

Most Yards Gained, Pass Receiving, Career
 12,026..... Art Monk.....1980-93
 9,110..... Charley Taylor.....1964-77
 8,742..... Gary Clark.....1985-92

Most Seasons, 1,000 or More Yards, Pass Receiving
 5..... Art Monk.....1984-86, 89, 91
 5..... Gary Clark.....1986-87, 89-91
 3..... Santana Moss.....2005, 08, 10
 3..... Henry Ellard.....1994-96

Most Yards Gained, Pass Receiving, Season
 1,483..... Santana Moss.....2005
 1,436..... Bobby Mitchell.....1963
 1,397..... Henry Ellard.....1994

Most Yards Gained, Pass Receiving, Rookie, Season
 926..... Gary Clark.....1985
 814..... Charley Taylor.....1964
 797..... Art Monk.....1980

Most Yards Gained, Pass Receiving, Game
 255..... Anthony Allen vs. Cardinals (7 rec).....10/04/87
 241..... Gary Clark vs. Giants (11).....10/27/86
 230..... Art Monk vs. Bengals (13).....12/15/85

Most Games, 100 or More Yards Pass Receiving, Career
 36..... Art Monk.....1980-93
 28..... Gary Clark.....1985-92
 23..... Charley Taylor.....1964-77
 23..... Bobby Mitchell.....1962-68

Most Games, 100 or More Yards Pass Receiving, Season
 7..... Bobby Mitchell.....1962
 6..... DeSean Jackson.....2014
 6..... Art Monk.....1985
 6..... Art Monk.....1984
 6..... Bobby Mitchell.....1963

Most Consecutive Games, 100 or More Yards Pass Receiving
 3..... Many times..... Last: DeSean Jackson, 2016

Longest Pass Reception (all TDs)
 99*..... Gerry Allen (from Jurgensen) vs. Bears.....09/15/68
 99*..... Bobby Mitchell (from Izo) vs. Browns...09/15/63
 99*..... Andy Farkas (from Filchock) vs. Steelers...10/15/39

RECEIVING - AVERAGE GAIN

Highest Average Gain, Career (min. 200 rec.)
 19.24..... Hugh Taylor.....1947-54
 18.19..... Henry Ellard.....1994-98
 16.52..... Bobby Mitchell.....1962-68

Highest Average Gain, Season (min. 24 rec.)
 23.44..... Hugh Taylor.....1952
 21.56..... Charlie Brown.....1982
 21.36..... Hugh Taylor.....1950

Highest Average Gain, Game (min. 3 rec.)
 50.75..... Gary Clark vs. Falcons (4/208).....11/10/91
 49.33..... Charley Taylor vs. Rams (3/148).....10/22/67
 48.33..... Andy Farkas vs. Cardinals (3/145).....11/19/39

RECEIVING - TOUCHDOWNS

Most Seasons Leading Team
 7..... Gary Clark.....1985-87, 89-92
 7..... Hugh Taylor.....1947, 49-54
 5..... Santana Moss.....2005-06, 08, 10, 12
 5..... Charley Taylor.....1969, 71-74

Most Consecutive Seasons Leading Team
 6..... Hugh Taylor.....1949-54
 4..... Gary Clark.....1989-92
 4..... Charley Taylor.....1971-74
 4..... Bobby Mitchell.....1962-65

Most Touchdowns, Career
 79..... Charley Taylor.....1964-77
 65..... Art Monk.....1980-93
 60..... Jerry Smith.....1965-77

Most Touchdowns, Season
 12..... Ricky Sanders.....1988
 12..... Jerry Smith.....1967
 12..... Charley Taylor.....1966
 12..... Hugh Taylor.....1952

Most Touchdowns, Rookie, Season
 8..... Charlie Brown.....1982
 6..... Chris Cooley.....2004
 6..... Hugh Taylor.....1947

Most Touchdowns, Game
 3..... Santana Moss vs. Jaguars.....10/01/06
 3..... Santana Moss vs. Giants.....12/24/05
 3..... Chris Cooley vs. Cowboys.....12/18/05
 3..... Albert Connell vs. Jaguars.....10/22/00
 3..... Michael Westbrook vs. Cardinals.....11/22/98
 3..... Gary Clark vs. Falcons.....11/10/91
 3..... Anthony Allen vs. Cardinals.....10/04/87
 3..... Art Monk vs. Colts.....10/07/84
 3..... Alvin Garrett vs. Lions.....01/08/83
 3..... Jean Fugett vs. 49ers.....12/07/76
 3..... Larry Brown vs. Eagles.....12/16/73
 3..... Jerry Smith vs. Cowboys.....11/16/69
 3..... Pat Richter vs. Bears.....09/15/68
 3..... Jerry Smith vs. Rams.....10/22/67
 3..... Hugh Taylor vs. Cardinals.....12/12/54
 3..... Hugh Taylor vs. Giants.....12/07/52
 3..... Hugh Taylor vs. Cardinals.....10/22/50
 3..... Hugh Taylor vs. Colts.....09/17/50

RECORD BOOK: INDIVIDUAL

3 Hal Crisler vs. Bulldogs	10/16/49
3 Hugh Taylor vs. Eagles	09/28/47

Most Consecutive Games, Receiving Touchdown

6 Santana Moss	2007-08 (includes playoffs)
6 Bobby Mitchell	1964
5 Charlie Brown	1982

YARDS FROM SCRIMMAGE

Most Scrimmage Yards, Career

12,358 Art Monk	1980-93
10,628 Charley Taylor	1964-77
8,796 Gary Clark	1985-92

Most Scrimmage Yards, Season

1,732 Clinton Portis	2005
1,705 Clinton Portis	2008
1,690 Alfred Morris	2012

Most Scrimmage Yards, Rookie, Season

1,690 Alfred Morris	2012
1,569 Charley Taylor	1964
1,402 Mike Thomas	1975

Most Scrimmage Yards, Game

255 Larry Brown vs. Eagles	12/16/73
-----	------------------------------------	----------

INTERCEPTIONS BY

Most Seasons Leading League, Interceptions By

1 Barry Wilburn	1987
1 Mark Murphy	1983
1 Paul Krause	1964
1 Dan Sandifer	1948
1 Sammy Baugh	1943

Most Seasons Leading Team, Interceptions By

4 Sammy Baugh	1941-43
3 Multiple players. (Last: DeAngelo Hall, 2009-11)	

Most Consecutive Seasons Leading Team, Interceptions By

3 DeAngelo Hall	2009-11
3 Fred Smoot	2001-03
3 Norb Hecker	1955-57
3 Sammy Baugh	1941-43

Most Seasons Leading Team

4 DeAngelo Hall	2009-11, 13
3 Fred Smoot	2001-03
3 Darrell Green	1986, 91, 98
3 Tom Carter	1993, 95-96
3 Vernon Dean	1982, 84-85
3 Ken Houston	1973, 75, 77
3 Brig Owens	1966, 68, 70
3 Paul Krause	1964-65, 67
3 Norb Hecker	1955-57
3 Sammy Baugh	1942-43, 45

Most Interceptions By, Career

54 Darrell Green	1983-2002
36 Brig Owens	1966-72
31 Sammy Baugh	1937-52

Most Interceptions By, Season

13 Dan Sandifer	1948
12 Paul Krause	1964
11 Sammy Baugh	1943

Most Interceptions By, Rookie, Season

13 Dan Sandifer	1948
----	--------------------------	------

12 Paul Krause	1964
7 Brig Owens	1966
7 Jim Kerr	1961

Most Interceptions By, Game

4* DeAngelo Hall vs. Bears	10/24/10
4* Dan Sandifer vs. Yanks	10/31/48
4* Sammy Baugh vs. Lions	11/14/43

Most Consecutive Games, Passes Intercepted By

7 Paul Krause	1964
6 Barry Wilburn	1987
6 Lemar Parrish	1978-79

INTERCEPTIONS - RETURN YARDS GAINED

Most Yards Gained, Career

686 Brig Owens	1966-72
631 Darrell Green	1983-2002
491 Sammy Baugh	1937-52

Most Yards Gained, Season

258 Dan Sandifer	1948
168 George Cheverko	1948
165 Brig Owens	1966

Most Yards Gained, Rookie, Season

258 Dan Sandifer	1948
165 Brig Owens	1966
140 Paul Krause	1964

Most Yards Gained, Game

110 Jim Steffen vs. Cowboys	09/29/63
103 Brad Edwards vs. Cardinals	11/29/92
100 Barry Wilburn vs. Vikings	12/26/87

Longest Return (All TDs)

100 Barry Wilburn vs. Vikings	12/26/87
93 Dick Poillon vs. Eagles	11/21/48
92 DeAngelo Hall vs. Bears	10/24/10
92 Andre Collins vs. Buccaneers	12/04/94

INTERCEPTIONS - RETURN TOUCHDOWNS

Most Touchdowns, Career

6 Darrell Green	1983-2002
3 DeAngelo Hall	2008-15
3 Monte Coleman	1974-94
3 Andre Collins	1990-94
3 Brig Owens	1966-77
3 Mike Bass	1969-75

Most Touchdowns, Season

2 DeAngelo Hall	2013
2 Andre Collins	1994
2 Vernon Dean	1984
2 Dale Hackbart	1961
2 Dan Sandifer	1948
2 Pug Rentner	1936

Most Touchdowns, Rookie, Season

2 Dan Sandifer	1948
---	--------------------------	------

Most Touchdowns, Game

2* Dan Sandifer vs. Yanks	10/31/48
----	------------------------------------	----------

RECORD BOOK: INDIVIDUAL

PUNTING

Most Punts, Career

896	Mike Bragg	1968-79
388	Matt Turk	1995-99
338	Pat Richter	1963-70
338	Sammy Baugh	1937-52

Most Punts, Season

103	Tom Tupa	2004
103	Mike Bragg	1978
93	Matt Turk	1998

Most Punts, Rookie, Season

76	Mike Bragg	1968
74	Matt Turk	1995
54	Doug Elmore	1962

Most Punts, Game

14	Sammy Baugh vs. Eagles	11/05/39
----	------------------------	----------

Longest Punt

85	Sammy Baugh vs. Eagles	12/01/40
81	Sammy Baugh vs. Lions	11/14/43
77	Tress Way vs. Giants	09/25/14
77	Steve Cox vs. Bills	11/01/87

PUNTING - AVERAGE YARDAGE

Highest Average, Punting, Career (min. 250 punts)

45.10	Sammy Baugh	1937-52
43.77	Matt Turk	1995-99
41.96	Pat Richter	1963-70

Highest Average, Punting, Season (min. 30 punts)

51.40*	Sammy Baugh	1940
48.73	Sammy Baugh	1941
48.24	Sammy Baugh	1942

Highest Average, Punting, Rookie, Season

43.26	Mike Bragg	1968
42.43	Matt Turk	1995
42.16	Eddie LeBaron	1952

Highest Average, Punting, Game (min. 4 punts)

59.40	Sammy Baugh vs. Lions (5-297)	10/27/40
-------	-------------------------------	----------

PUNTING - NET YARDAGE

Since 1976

Highest Net Average, Punting, Career (min. 250 att.)

38.3	Matt Turk	1995-99
------	-----------	---------

Highest Net Average, Punting, Season

40.0	Tress Way	2014
39.8	Tress Way	2015
39.2	Matt Turk	1997

Highest Net Punting Average, Rookie, Season

37.7	Matt Turk	1995
33.3	Jeff Hayes	1982

Highest Net Average, Punting, Game (min. 4 att.)

55.5	Tress Way vs. Giants	09/25/14
53.0	Tress Way at Panthers	11/22/15
49.8	Matt Turk vs. Broncos	09/27/98

PUNTING - HAD BLOCKED

Most Punts Had Blocked, Career

8	Mike Bragg	1968-79
7	Sammy Baugh	1937-52
4	Kelly Goodburn	1990-93

Most Punts Had Blocked, Season

3	Kelly Goodburn	1991
3	Sammy Baugh	1943

PUNTING - INSIDE 20

Since 1976

Most Punts Inside the 20, Career

134	Matt Turk	1995-99
79	Mike Bragg (stat not tracked until 1976)	1968-79
76	Sav Rocca	2011-13

Most Punts Inside the 20, Season

33	Matt Turk	1998
32	Matt Turk	1997
30	Tom Tupa	2004

Most Punts Inside the 20, Game

5	Multiple times ... (Last: Hunter Smith, 10/10/10)
---	---

PUNT RETURNS

Most Seasons Leading League, Punt Returns

1	Eddie Brown	1977
1	Larry Jones	1975
1	Steve Bagarus	1945
1	Andy Farkas	1943

Most Seasons Leading Team (all consecutive)

9	Brian Mitchell	1991-99
---	----------------	---------

Most Punt Returns, Career

317	Brian Mitchell	1990-99
212	Mike Nelms	1980-84
129	Antwaan Randle El	2006-09

Most Punt Returns, Season

57	Eddie Brown	1977
53	Larry Jones	1975
49	Mike Nelms	1984

Most Punt Returns, Rookie, Season

48	Mike Nelms	1980
42	Tony Green	1978
38	Brandon Banks	2010

Most Punt Returns, Game

11*	Eddie Brown vs. Buccaneers	10/09/77
10	Mike Nelms vs. Saints	12/26/82
9	Mike Nelms vs. Cardinals	12/21/80

PUNT RETURNS - FAIR CATCHES

Most Fair Catches, Career

151	Brian Mitchell	1990-99
-----	----------------	---------

Most Fair Catches, Season

25	Andre Roberts	2014
24	Brian Mitchell	1994
23	Brian Mitchell	1997

RECORD BOOK: INDIVIDUAL

Most Fair Catches, Game

5	Andre Roberts at Cardinals	10/12/14
5	Antwaan Randle El vs. Steelers	11/03/08
5	Brian Mitchell vs. Cardinals	09/14/97

PUNT RETURNS - YARDS GAINED

Most Seasons Leading League, Yards Gained, Punt Returns

1	Eddie Brown	1976
1	Bert Zagers	1957
1	Andy Farkas	1943

Most Seasons Leading Team, Yards Gained, Punt Returns

9	Brian Mitchell	1991-99
5	Mike Nelms	1980-84
5	Rickie Harris	1965-69
5	Dick James	1959-63

Most Yards Gained, Punt Returns, Career

3,476	Brian Mitchell	1990-99
1,948	Mike Nelms	1980-84
1,150	Eddie Brown	1975-77

Most Yards Gained, Punt Returns, Season

646	Eddie Brown	1976
600	Brian Mitchell	1991
506	Brian Mitchell	1998

Most Yards Gained, Punt Returns, Rookie, Season

487	Mike Nelms	1980
443	Tony Green	1978
431	Brandon Banks	2010

Most Yards Gained, Punt Returns, Game

146	Rickie Harris vs. Steelers	11/21/65
142	Ted Wilson vs. Giants	10/11/87
118	Derrick Shepard vs. Cardinals	10/04/87

Longest Punt Return (All TDs)

96	Bill Dudley vs. Steelers	12/03/50
90	Jacquez Green vs. Eagles	09/16/02
89	Eric Metcalf vs. Giants	10/28/01

PUNT RETURNS - AVERAGE YARDAGE

Highest Average, Career (min. 40 returns)

13.20	Dick Todd	1939-48
12.81	Johnny Williams	1952-53
12.11	Andy Farkas	1938-44

Highest Average, Season (min. 20 returns)

15.25	Johnny Williams	1952
14.12	Brian Mitchell	1994
13.46	Eddie Brown	1976

Highest Average, Rookie, Season

15.25	Johnny Williams	1952
12.16	Rickie Harris	1965
11.95	Steve Bagarus	1945

Highest Average, Game (min. 3 returns)

39.3	Derrick Shepard vs. Cardinals	10/04/97
34.0	Pervis Atkins vs. Eagles	11/01/64
33.3	Brian Mitchell vs. Giants	11/01/92

PUNT RETURNS - TOUCHDOWNS

Most Touchdowns, Punt Returns, Career

7	Brian Mitchell	1990-99
3	Rickie Harris	1965-70
3	Dick Todd	1939-48

Most Touchdowns, Punt Returns, Season

2	Brian Mitchell	1994
2	Brian Mitchell	1991
2	Mike Nelms	1981
2	Bert Zagers	1957
2	John Williams	1952

Most Touchdowns, Punt Returns, Rookie, Season

2	John Williams	1952
1	Five players	(Last: Desmond Howard, 1992)

Most Touchdowns, Punt Returns, Game

1	Multiple times	(Last: Jamison Crowder at BAL, 10/09/16)
---	-------	----------------	-------	--

KICK RETURNS

Most Seasons Leading League, Kick Returns

2	Eddie Saenz	1947, 49
2	Dan Sandifer	1948-49
1	Brandon Banks	2011
1	Larry Jones	1975

Most Consecutive Seasons Leading League, Kick Returns

2	Dan Sandifer	1948-49
---	-------	--------------	-------	---------

Most Seasons Leading Team

9	Brian Mitchell	1991-99
5	Mike Nelms	1980-84
5	Dick James	1959-63

Most Kickoff Returns, Career

421	Brian Mitchell	1990-99
222	Rock Cartwright	2002-09
175	Mike Nelms	1980-84

Most Kickoff Returns, Season

64	Rock Cartwright	2006
59	Brian Mitchell	1998
58	Brian Mitchell	1994

Most Kickoff Returns, Rookie, Season

46	Brandon Banks	2010
38	Mike Nelms	1980
34	Tony Green	1978

Most Kickoff Returns, Game

8	Terry Metcalf vs. Cardinals	09/20/81
---	-------	-----------------------------	-------	----------

KICK RETURNS - YARDS GAINED

Most Yards Gained, Kickoff Returns, Career

9,586	Brian Mitchell	1990-99
5,332	Rock Cartwright	2002-09
4,128	Mike Nelms	1980-84

Most Yards Gained, Kickoff Returns, Season

1,541	Rock Cartwright	2006
1,478	Brian Mitchell	1994
1,408	Brian Mitchell	1995

Most Yards Gained, Kickoff Returns Rookie, Season

1,155	Brandon Banks	2010
870	Tony Green	1978
810	Mike Nelms	1980

Most Yards Gained, Kickoff Returns, Game

225	Herb Mul-Key vs. Cardinals	09/23/73
213	Brandon Banks vs. Lions	10/31/10
189	Brian Mitchell vs. Chargers	12/06/98

RECORD BOOK: INDIVIDUAL

Longest Kickoff Return (All TDs)

102.....	Larry Jones vs. Eagles	11/24/74
101.....	Brian Mitchell vs. Chargers.....	12/06/98
101.....	Rashad Ross vs. Giants.....	09/24/15

KICK RETURNS - AVERAGE YARDAGE

Most Seasons Leading League, Average Yardage, Kick Returns

1.....	Mike Nelms	1981
1.....	Eddie Saenz	1947

Highest Average, Career (min. 40 returns)

28.50	Bobby Mitchell	1962-68
27.87.....	Herb Mul-key.....	1972-74
25.98.....	Joe Scudero	1954-58

Highest Average, Season (min. 20 returns)

29.70.....	Mike Nelms	1981
29.38.....	Dick James	1961
29.22.....	Larry Jones.....	1974

Highest Average, Rookie, Season

29.22.....	Larry Jones.....	1974
25.96.....	Dale Atkeson	1954
25.59.....	Tony Green	1978

KICK RETURNS - TOUCHDOWNS

Most Touchdowns, Career

2.....	Brian Mitchell	1990-99
2.....	Bobby Mitchell	1962-68
2.....	Eddie Saenz	1946-51
2.....	Andy Farkas.....	1938-44

Most Touchdowns, Season

2.....	Eddie Saenz	1947
--------	-------------------	------

Most Touchdowns, Rookie, Season

1.....	Multiple times	(Last: Brandon Banks, 2010)
--------	----------------------	-----------------------------

Most Touchdowns, Game

1.....	Many players	(Last: Andre Roberts at CAR, 11/22/15)
--------	--------------------	--

COMBINED KICK/PUNT RETURNS

Most Combined Kick/Punt Returns, Career

738.....	Brian Mitchell	1990-99
386.....	Mike Nelms	1980-84
253.....	Dick James	1956-63

Most Combined Kick/Punt Returns, Season

103.....	Brian Mitchell	1998
100.....	Larry Jones.....	1975
91.....	Mike Nelms	1984
91.....	Eddie Brown	1977

Most Combined Kick/Punt Returns, Game

12.....	Eddie Brown vs. Buccaneers (P-11/K-1) ..	10/09/77
12.....	Larry Jones vs. Cowboys (6/6)	12/13/75
11.....	Brandon Banks vs. Lions (5/6)	10/31/10
11.....	Larry Jones vs. Raiders (6/5)	11/23/75

COMBINED KICK RETURN YARDS

Most Yards Returned, Career

13,062....	Brian Mitchell	1990-99
6,076.....	Mike Nelms	1980-84
4,743.....	Dick James	1956-63

Most Yards Returned, Season

1,930.....	Brian Mitchell	1994
1,843.....	Brian Mitchell	1998
1,723.....	Brian Mitchell	1995

Most Yards Returned, Game

271.....	Brandon Banks vs. Lions	10/31/10
240.....	Brian Mitchell vs. Broncos.....	09/17/95
226.....	Brian Mitchell vs. Chargers.....	10/06/98

COMBINED KICK RETURN TOUCHDOWNS

Most Touchdowns, Career

9.....	Brian Mitchell	1990-99
3.....	Rickie Harris.....	1965-70
3.....	Bert Zagers.....	1955-58
3.....	Dick Todd.....	1939-48
3.....	Andy Farkas.....	1934-44

Most Touchdowns, Season

2.....	Brian Mitchell	1997
2.....	Brian Mitchell	1994
2.....	Brian Mitchell	1991
2.....	Mike Nelms	1981
2.....	Tony Green	1978
2.....	Bert Zagers.....	1957
2.....	Joe Scudero	1955
2.....	John Williams.....	1952
2.....	Eddie Saenz	1947

Most Touchdowns, Game

1.....	Multiple times... (Last: Jamison Crowder at BAL, 10/09/16)
--------	--

FUMBLES

Most Fumbles, Career

47.....	Sammy Baugh.....	1937-52
42.....	Mark Rypien.....	1987-93
42.....	Joe Theismann	1974-85

Most Fumbles, Season

15.....	Sammy Baugh.....	1947
14.....	Trent Green	1998
14.....	Mark Rypien.....	1989
13.....	Jason Campbell.....	2007

Most Fumbles, Game

5.....	Patrick Ramsey vs. Packers	10/20/02
--------	----------------------------------	----------

FUMBLES RECOVERED

Most Fumbles Recovered, Career, Own and Opponents'

21.....	Sammy Baugh.....	1937-52
16.....	Brad Dusek	1974-81
15.....	Monte Coleman.....	1979-94

Most Fumbles Recovered, Season, Own and Opponents'

8.....	Donovan McNabb.....	2010
7.....	Sammy Baugh.....	1947
6.....	Joe Theismann	1984

OWN FUMBLES RECOVERED

Most Own Fumbles Recovered, Career

18.....	Sammy Baugh.....	1937-52
16.....	Charley Taylor	1964-77
14.....	Joe Theismann	1974-85

RECORD BOOK: INDIVIDUAL

Most Own Fumbles Recovered, Season

8	Donovan McNabb	2010
7	Sammy Baugh	1947
6	Joe Theismann	1984

Most Own Fumbles Recovered, Game

2	Many players	
---	--------------	--

OPPONENTS' FUMBLES RECOVERED

Most Opponents' Fumbles Recovered, Career

16	Brad Dusek	1974-81
16	Chris Hanburger	1965-78
14	Monte Coleman	1979-94
14	Chris Hanburger	1965-78
14	John Paluck	1956-65

Most Opponents' Fumbles Recovered, Season

5	Ken Houston	1973
5	Paul Krause	1965
5	Bob Toneff	1959

Most Opponents' Fumbles Recovered, Game

2	Bashaud Breeland	11/22/15
2	LaVar Arrington	12/29/02
2	Shawn Barber	12/03/00
2	Pat Eilers	09/06/93
2	Danny Copeland	12/13/92

YARDS RETURNING FUMBLES

Longest Fumble Return (all TDs)

78	Darrell Green vs. Colts	10/07/93
76	John Paluck vs. Giants	12/02/56
75	DeAngelo Hall vs. Eagles	09/09/13

FUMBLE RETURN TOUCHDOWNS

Most Touchdowns, Career

3	DeAngelo Hall	2008-15
3	Chris Hanburger	1965-78
3	Brad Dusek	1974-79

Most Touchdowns, Season

2	Harold McPhail	1934
1	Multiple times	(Last: DeAngelo Hall, 2015)

COMBINED NET YARDS GAINED

Rushing, Receiving, Returns

Most Seasons Leading League, Net Yards Gained

4	Brian Mitchell	1994-96, 98
---	----------------	-------------

Most Consecutive Seasons Leading League, Net Yards Gained

3	Brian Mitchell	1994-96
---	----------------	---------

Most Seasons Leading Team, Net Yards Gained

7	Brian Mitchell	1993-99
6	Larry Brown	1969-74
4	Clinton Portis	2004-05, 2007-08

Most Consecutive Seasons Leading Team

7	Brian Mitchell	1993-99
6	Larry Brown	1969-74

COMBINED NET YARDS - ATTEMPTS

Most Attempts, Career

2,109	John Riggins	1976-79, 81-85
1,834	Clinton Portis	2004-10
1,768	Larry Brown	1969-76

Most Attempts, Season

384	Stephen Davis	2001
383	Clinton Portis	2004
382	Clinton Portis	2005

Most Attempts, Game

45	Jamie Morris vs. Bengals	12/17/88
41	Jamie Morris vs. Eagles	11/12/89
39	Earnest Byner vs. Patriots	12/15/90

COMBINED NET YARDS - YARDS

Most Yards Gained, Career

16,900	Brian Mitchell	1990-99
12,358	Art Monk	1980-93
10,803	Charley Taylor	1964-77

Most Yards Gained, Season

2,477	Brian Mitchell	1994
2,357	Brian Mitchell	1998
2,348	Brian Mitchell	1995

Most Yards Gained, Rookie, Season

1,690	Alfred Morris	2012
1,602	Brandon Banks	2010
1,589	Charley Taylor	1964

SACKS

Most Seasons Leading Team

5	Dexter Manley	1982, 84-86, 88
4	Brian Orakpo	2009-11, 13
4	Andre Carter	2006-09
4	Ryan Kerrigan	2012, 2014-16
3	Ken Harvey	1994-95, 97
3	Charles Mann	1987, 89, 91
3	Coy Bacon	1978-80

Most Sacks, Career (Unofficial)

97.5	Dexter Manley	1981-89
82.0	Charles Mann	1983-93
59.5	Dave Butz	1975-88

Most Sacks, Career (Since 1982)

91.0	Dexter Manley	1981-89
82.0	Charles Mann	1983-93
58.5	Ryan Kerrigan	2011-16

Most Sacks, Season

18.5	Dexter Manley	1986
15.0	Dexter Manley	1985
15.0	Coy Bacon	1979

Most Sacks, Rookie, Season

11.0	Brian Orakpo	2009
8.0	Preston Smith	2015
7.5	Ryan Kerrigan	2011

Most Sacks, Game

4.0	Ryan Kerrigan vs. Jaguars	09/14/14
4.0	Brian Orakpo vs. Raiders	12/13/09
4.0	Phillip Daniels vs. Cowboys	12/18/05

RECORD BOOK: INDIVIDUAL/OPPONENT

4.0.....	Ken Harvey vs. Giants.....	11/23/97
4.0.....	Dexter Manley vs. Giants.....	10/02/88
4.0.....	Diron Talbert vs. Giants.....	09/28/75

Most Seasons, 10 or More Sacks

5.....	Charles Mann.....	1985-87, 89, 91
4.....	Dexter Manley.....	1983-86
3.....	Coy Bacon.....	1978-80

Most Consecutive Seasons, 10 or More Sacks

4.....	Dexter Manley.....	1983-86
--------	--------------------	---------

OPPONENT RECORDS

SCORING

Most Points vs. Redskins, Career

242.....	Lou Groza.....	1950-67
----------	----------------	---------

Most Points vs. Redskins, Game

25.....	Bobby Joe Conrad, Cardinals.....	09/27/59
---------	----------------------------------	----------

Touchdowns vs. Redskins, Career

24.....	Emmitt Smith.....	1990-2002
---------	-------------------	-----------

Touchdowns vs. Redskins, Game

4.....	Terrell Owens, Cowboys.....	11/18/07
4.....	Wilbert Montgomery, Eagles.....	10/07/79
4.....	Wilbert Montgomery, Eagles.....	09/10/78
4.....	Ollie Matson, Cardinals.....	11/21/54
4.....	Bob Shaw, Rams.....	12/11/49

Points After Touchdown vs. Redskins, Career

101.....	Lou Groza.....	1950-67
----------	----------------	---------

Points After Touchdown vs. Redskins, Game

7.....	Adam Vinatieri, Colts.....	11/30/14
7.....	Stephen Gostkowski, Patriots.....	10/28/07
7.....	Pat Summerall, Giants.....	10/05/61
7.....	Bobby Joe Conrad, Cardinals.....	09/27/59
7.....	Ray McLean, Bears.....	10/26/47

Field Goals vs. Redskins, Career

45.....	Lou Groza.....	1950-67
---------	----------------	---------

Field Goals vs. Redskins, Game

6.....	Dan Bailey, Cowboys.....	09/26/11
--------	--------------------------	----------

Field Goals Attempted vs. Redskins, Game

6.....	Dan Bailey, Cowboys.....	09/26/11
6.....	Jay Feely, Giants.....	10/30/05
6.....	Ali Haji-Sheikh, Giants.....	12/17/83

Longest Field Goal vs. Redskins

58.....	Nick Lowery, Chiefs.....	09/18/83
---------	--------------------------	----------

RUSHING

Most Yards Gained vs. Redskins, Career

2,440.....	Emmitt Smith.....	1990-2002
------------	-------------------	-----------

Most Yards Gained vs. Redskins, Game

234.....	Tiki Barber, Giants.....	12/30/06
234.....	Bobby Mitchell, Browns.....	11/15/59

Most Rushing Attempts vs. Redskins, Game

40.....	Errict Rhett, Buccaneers.....	12/04/94
---------	-------------------------------	----------

Most Rushing Touchdowns vs. Redskins, Game

3.....	Multiple players.....(Last: Matt Asiata, Vikings, 11/02/14)
--------	---

PASSING

Most Passing Yards Gained vs. Redskins, Career

5,934.....	Eli Manning, Giants.....	2004-16
------------	--------------------------	---------

Most Passing Yards Gained vs. Redskins, Game

522.....	Boomer Esiason, Cardinals.....	11/10/96
----------	--------------------------------	----------

Most Passing Attempts vs. Redskins, Career

841.....	Eli Manning, Giants.....	2004-16
----------	--------------------------	---------

Most Passing Attempts vs. Redskins, Game

62.....	Tony Romo, Cowboys.....	11/22/12
---------	-------------------------	----------

Most Completions vs. Redskins, Career

493.....	Eli Manning, Giants.....	2004-16
----------	--------------------------	---------

Most Completions vs. Redskins, Game

38.....	Matt Schaub, Texans.....	09/19/10
---------	--------------------------	----------

Most Passing Touchdowns vs. Redskins, Career

38.....	Charlie Conerly.....	1948-61
---------	----------------------	---------

Most Passing Touchdowns vs. Redskins, Game

7*.....	Y.A. Tittle, Giants.....	10/28/62
7*.....	Adrian Burk, Eagles.....	10/17/54

Most Interceptions Thrown vs. Redskins, Career

43.....	Jim Hart.....	1967-82
---------	---------------	---------

Most Interceptions Thrown vs. Redskins, Game

6.....	Ed Luther, Chargers.....	10/31/83
--------	--------------------------	----------

Longest Pass Completion vs. Redskins

99.....	Jim Plunkett (to Branch), Raiders.....	10/02/83
---------	--	----------

RECEIVING

Most Receiving Yards Gained vs. Redskins, Career

1,437.....	Roy Green.....	1979-91
------------	----------------	---------

Most Receiving Yards Gained vs. Redskins, Game

269.....	Del Shofner, Giants (11 rec.).....	10/28/62
----------	------------------------------------	----------

Most Receptions vs. Redskins, Career

125.....	Jason Witten, Cowboys.....	2003-16
----------	----------------------------	---------

Most Receptions vs. Redskins, Game

15.....	Zach Ertz, Eagles.....	12/20/14
15.....	Danny Amendola, Rams.....	09/16/12

Most Receiving Touchdowns vs. Redskins, Career

15.....	Pete Pihos.....	1947-55
---------	-----------------	---------

Most Receiving Touchdowns vs. Redskins, Game

4.....	Terrell Owens, Cowboys.....	11/18/07
4.....	Bob Shaw, Rams.....	12/11/49

Longest Reception

99t.....	Cliff Branch (from Plunkett), Raiders.....	10/02/83
----------	--	----------

INTERCEPTIONS

Most Interceptions vs. Redskins, Career

9.....	Terence Newman.....	2003-12
9.....	Everson Walls.....	1981-91
9.....	Bill Bradley.....	1969-77
9.....	Mel Renfro.....	1964-77

RECORD BOOK: OPPONENT

Most Interceptions vs. Redskins, Game

4	Jerry Norton, Cardinals.....	11/20/60
4	Jack Butler, Steelers.....	12/13/53

Most Interception Yards Gained vs. Redskins, Career

157	Aeneas Williams.....	1991-2000
-----	-------	----------------------	-----------

Most Interception Yards Gained vs. Redskins, Game

121	Mike Gaechter, Cowboys.....	11/03/63
-----	-------	-----------------------------	----------

Most Interception Return Touchdowns vs. Redskins, Career

3	Larry Cole.....	1968-80
---	-------	-----------------	---------

Most Interception Return Touchdowns vs. Redskins, Game

2	Robert Massey, Cardinals.....	10/04/92
---	-------	-------------------------------	----------

Longest Interception Return vs. Redskins

99t	George Buksar, Colts, ran 18, lateralled to Ernie	
	Zaleski who ran 81 yds	11/26/50
96	Dennis Thurman, Cowboys	09/06/81

KICKOFF RETURNS

Most Kickoff Returns vs. Redskins, Career

36	Vai Sihakema.....	1986-93
----	-------	-------------------	---------

Most Kickoff Returns vs. Redskins, Game

8	Maurice Hicks, 49ers.....	10/23/05
8	Eric Pegram, Falcons	11/10/91
8	Harlan Huckleby, Packers	10/17/83

Most Kickoff Return Yards Gained vs. Redskins, Career

795	Vai Sihakema.....	1986-93
-----	-------	-------------------	---------

Most Kickoff Return Yards Gained vs. Redskins, Game

222	Allen Rossum, Eagles	11/14/99
-----	-------	----------------------	----------

Kickoff Return vs. Redskins

105t	Ollie Matson, Cardinals.....	10/14/56
------	-------	------------------------------	----------

PUNT RETURNS

Most Punt Returns vs. Redskins, Career

29	Kelvin Martin	1987-96
----	-------	---------------	---------

Most Punt Returns vs. Redskins, Game

8	Dedric Ward, Cowboys	09/27/04
8	Stump Mitchell, Cardinals.	01/02/83
8	Leon Bright, Giants.....	09/13/81

Most Punt Return Yards Gained vs. Redskins, Career

336	Vai Sihakema.....	1986-93
-----	-------	-------------------	---------

Most Punt Return Yards Gained vs. Redskins, Game

177	Dexter McCluster, Chiefs	12/08/13
-----	-------	--------------------------	----------

Longest Punt Return vs. Redskins

98t	Charlie West, Vikings	11/03/68
-----	-------	-----------------------	----------

FUMBLE RETURNS

Longest Return vs. Redskins

103t	Aeneas Williams, Cardinals.....	11/05/00
------	-------	---------------------------------	----------

RECORD BOOK: POSTSEASON

TEAM POSTSEASON RECORDS

CHAMPIONSHIPS

League Championships	5.....1937, 42, 82, 87, 91
NFC Championships	5.....1972, 82-83, 87, 91
Division Championships	15.....1936-37, 40, 42-43, 45, 72, 82-84, 87, 91, 99,2012, 15

GAMES, VICTORIES, DEFEATS

Seasons Participating in Postseason Games	24.....1936-37, 40, 42-43, 45, 71-74, 76, 82-84,86-87, 90-92, 99, 2005, 07, 12, 15
Most Consecutive Seasons Participating in Postseason Games	4.....1971-74
Games Played	42.....1936-2015
Games Won	23.....1937-2005
Most Consecutive Games Won	6.....1982-83
Games Lost	19.....1936-2015
Most Consecutive Games Lost	4.....1972-76

SCORING

Most Points, Game	51.....vs Rams.....01/01/84 42.....vs Broncos.....01/31/88 41.....vs Lions.....01/12/92
Most Points, Both Teams, Game	73.....Redskins (0) vs Bears (73).....12/08/40 62.....Redskins (21) vs Packers (41).....12/26/43 61.....Redskins (37) vs Bills (24).....01/26/92
Fewest Points, Both Teams, Game	17.....Redskins (0) vs Giants (17).....01/11/87 19.....Redskins (16) vs Packers (3).....12/24/72 20.....Redskins (14) vs Bears (6).....12/13/42
Largest Margin of Victory, Game	44.....vs Rams.....01/01/84 32.....vs Broncos.....01/31/88 31.....vs Lions.....01/12/92
Largest Margin of Defeat, Game	73*.....vs Bears.....12/08/40 29.....vs Raiders.....01/22/84 21.....vs Seahawks.....01/05/08
Most Points, Shutout Victory, Game	28.....vs Giants.....12/19/43

Most Points Overcome to Win Game	14.....vs Bears (trailed 14-0, won 21-17).....01/10/88
---	--

Most Points, One Half	38.....vs Rams (led 38-7 vs halftime).....01/01/84
------------------------------	--

Most Points, One Quarter	35.....vs Broncos (second quarter).....01/31/88
---------------------------------	---

TOUCHDOWNS

Most Touchdowns, Game	6.....vs Broncos.....01/31/88 6.....vs Rams.....01/01/84
------------------------------	---

Most Touchdowns, Both Teams, Game	11.....Redskins (0) vs Bears (11).....12/08/40
--	--

Fewest Touchdowns, Both Teams, Game	1.....Redskins (1) vs Packers (0).....12/24/72
--	--

POINTS AFTER TOUCHDOWNS

Most (One-Point) Points After Touchdown, Game	6.....vs Broncos.....01/31/88 6.....vs Rams.....01/01/84
--	---

Most (One-Point) Points After Touchdown, Both Teams, Game	7.....Redskins (4) vs Bills (3).....01/26/92 7.....Redskins (6) vs Broncos (1).....01/31/88 7.....Redskins (6) vs Rams (1).....01/01/84 7.....Redskins (2) vs Vikings (5).....12/18/76
--	---

Fewest (One-Point) Points After Touchdown, Both Teams, Game	2.....Redskins (0) vs Giants (2).....01/11/87 2.....Redskins (1) vs Rams (1).....12/22/74 2.....Redskins (2) vs Bears (0).....12/13/42
--	--

Most Two-Point Conversions, Game	None.....
---	-----------

FIELD GOALS

Most Field Goals, Game	4.....vs Rams.....12/28/86 4.....vs Cowboys.....12/31/72
-------------------------------	---

Most Field Goals, Both Teams, Game	5.....vs Cowboys.....12/31/72
---	-------------------------------

SAFETIES

Most Safeties, Game	1*.....Two times.....(Last: vs Packers, 01/10/16)
----------------------------	---

Most Safeties, Both Teams, Game	1*.....Two times...Last: Redskins (1) vs Packers (0), 01/10/16
--	--

FIRST DOWNS

Most First Downs, Game	25.....vs 49ers.....01/12/91 25.....vs Broncos.....01/31/88
-------------------------------	--

Fewest First Downs, Game	9.....vs Buccaneers.....01/07/06 9.....vs Bears.....12/13/42 10.....vs Buccaneers.....01/15/00
---------------------------------	--

RECORD BOOK: POSTSEASON

Most First Downs, Both Teams, Game

49.....Redskins [24] vs Bills [25] 01/26/92

Fewest First Downs, Both Teams, Game

19.....Redskins [9] vs Bears [10]..... 12/13/42

RUSHING FIRST DOWNS

Most First Downs, Rushing, Game

14.....vs Dolphins..... 01/30/83
 13.....vs Broncos..... 01/31/88
 12.....vs Vikings..... 01/02/93
 12.....vs Vikings..... 01/15/83

Fewest First Downs, Rushing, Game

1.....vs Buccaneers..... 01/15/00
 2.....vs Giants.....01/11/87
 3.....Three times [Last: vs Seahawks, 01/14/06]

Most First Downs, Rushing, Both Teams, Game

21.....Redskins [14] vs Dolphins [7] 01/30/83
 19.....Redskins [13] vs Broncos [6]..... 01/31/88
 18.....Redskins [9] vs Rams [9]..... 12/28/86

Fewest First Downs, Rushing, Both Teams, Game

4.....Redskins [1] vs Buccaneers [3]..... 01/15/00
 6.....Redskins [4] vs Packers [2].....12/13/36
 7.....Three times [Last: vs Seahawks, 01/05/08]

PASSING FIRST DOWNS

Most First Downs, Passing, Game

18.....vs 49ers 01/12/91
 16.....vs Seahawks 01/05/08
 15.....vs 49ers 01/09/93
 15.....vs Vikings.....12/18/76

Fewest First Downs, Passing, Game

2.....vs Bears.....12/13/42
 3.....vs Packers12/13/36
 4.....Four times.....[Last: vs Buccaneers, 01/07/06]

Most First Downs, Passing, Both Teams, Game

34.....Redskins [18] vs 49ers [16] 01/12/91
 30.....Redskins [12] vs Bills [18] 01/26/92
 27.....Redskins [16] vs Seahawks [11]..... 01/05/08
 27.....Redskins [15] vs 49ers [12]..... 01/09/93

Fewest First Downs, Passing, Both Teams, Game

7.....Redskins [2] vs Bears [5]12/13/42
 7.....Redskins [3] vs Packers [4].....12/13/36
 8.....Redskins [4] vs Rams [4].....12/16/45

PENALTY FIRST DOWNS

Most First Downs, Penalty, Game

3.....Seven times.....[Last: vs Lions, 01/08/00]

Most First Downs, Penalty, Both Teams, Game

5.....Redskins [2] vs Bills [3].....01/26/32
 4.....Four times.....[Last: vs Lions, 01/08/00]

NET YARDS GAINED RUSHING & PASSING

Most Yards Gained, Game

602.....vs Broncos..... 01/31/88
 445.....vs Rams..... 01/01/84
 441.....vs 49ers 01/12/91
 441.....vs Bears.....12/12/37

Fewest Yards Gained, Game

120.....vs Buccaneers.....01/07/06
 130.....vs Packers12/13/36
 166.....vs Bears.....12/13/42

Most Yards Gained, Both Teams, Game

942.....Redskins [441] vs Bears [501].....12/12/37
 870.....Redskins [415] vs Vikings [455] 01/15/83
 822.....Redskins [602] vs Broncos [220] 01/31/88

Fewest Yards Gained, Both Teams, Game

358.....Redskins [167] vs Buccaneers [191] .. 01/15/00
 362.....Redskins [214] vs Rams [148]12/16/45
 409.....Redskins [166] vs Bears [243].....12/13/42

RUSHING - ATTEMPTS

Most Attempts, Game

52.....vs Dolphins..... 01/30/83
 47.....vs Vikings..... 01/02/93
 46.....vs Lions 01/08/00

Fewest Attempts, Game

16.....vs Giants.....01/11/87
 18.....vs Vikings.....12/18/76
 21.....vs 49ers 01/09/93

Most Attempts, Both Teams, Game

81.....Redskins [52] vs Dolphins [29]..... 01/30/83
 78.....Redskins [39] vs 49ers [39].....12/26/71
 78.....Redskins [34] vs Rams [44]12/16/45

Fewest Attempts, Both Teams, Game

48.....Redskins [24] vs 49ers [24] 01/12/91
 50.....Redskins [18] vs Packers [32]..... 01/10/16
 50.....Redskins [29] vs Seahawks [21]..... 01/05/08
 50.....Redskins [23] vs Buccaneers [27]..... 01/15/00

RUSHING - YARDS GAINED

Most Yards Gained, Game

280.....vs Broncos..... 01/31/88
 276.....vs Dolphins 01/30/83
 223.....vs Lions 01/08/00

Fewest Yards Gained, Game

22.....vs Bears.....12/08/40
 35.....vs Rams12/16/45
 39.....vs Packers12/13/36

Most Yards Gained, Both Teams, Game

404.....Redskins [22] vs Bears [382].....12/08/40
 377.....Redskins [280] vs Broncos [97] 01/31/88
 372.....Redskins [276] vs Dolphins [96] 01/30/83

Fewest Yards Gained, Both Teams, Game

90.....Redskins [46] vs Buccaneers [44] 01/15/00
 106.....Redskins [39] vs Packers [67]12/13/36
 126.....Redskins [80] vs 49ers [46]..... 01/12/91

RUSHING - AVERAGE GAIN

Highest Average Gain, Game

7.0.....vs Broncos..... 01/31/88
 5.3.....vs Dolphins..... 01/30/83
 4.9.....vs Vikings..... 01/15/83

Lowest Average Gain, Game

1.0.....vs Rams12/16/45
 1.2.....vs Packers12/13/36
 1.6.....vs Bears.....12/08/40

RECORD BOOK: POSTSEASON

RUSHING - TOUCHDOWNS

Most Touchdowns, Game

3.....vs Falcons.....	01/04/92
3.....vs Rams.....	01/01/84
3.....vs Giants.....	12/19/43

Most Touchdowns, Both Teams, Game

7.....Redskins (0) vs Bears (7).....	12/08/40
4.....Redskins (3) vs Falcons (1).....	01/04/92
3.....Six times.....[Last: vs Packers, 01/10/16]	

PASSING - ATTEMPTS

Most Attempts, Game

51.....vs Bears.....	12/08/40
50.....vs Seahawks.....	01/05/08
50.....vs Giants.....	01/11/87

Fewest Attempts, Game

13.....vs Bears.....	12/13/42
14.....vs Packers.....	12/24/72
16.....vs Buccaneers.....	01/07/06

Most Attempts, Both Teams, Game

90.....Redskins (33) vs Bills (59).....	01/26/92
82.....Redskins (46) vs Packers (36).....	01/10/16
82.....Redskins (50) vs Seahawks (32).....	01/05/08

Fewest Attempts, Both Teams, Game

33.....Redskins (13) vs Bears (20).....	12/13/42
38.....Redskins (14) vs Packers (24).....	12/24/72
39.....Redskins (28) vs Dolphins (11).....	01/14/73
39.....Redskins (18) vs Cowboys (21).....	12/31/72

PASSING - COMPLETIONS

Most Completions, Game

29.....vs. Packers.....	01/10/16
29.....vs. Seahawks.....	01/05/08
27.....vs. 49ers.....	01/12/91

Fewest Completions, Game

5.....vs Bears.....	12/13/42
7.....vs Buccaneers.....	01/07/06
7.....vs Packers.....	12/24/72
7.....vs Packers.....	12/13/36

Most Completions, Both Teams, Game

50.....Redskins (29) vs. Packers (21).....	01/10/16
50.....Redskins (27) vs. 49ers (23).....	01/12/91
49.....Redskins (29) vs. Seahawks (20).....	01/05/08

Fewest Completions, Both Teams, Game

15.....Redskins (5) vs. Bears (10).....	12/13/42
16.....Redskins (7) vs. Dolphins (9).....	12/13/36
19.....Redskins (15) vs. Packers (4).....	01/30/83
19.....Redskins (7) vs. Dolphins (12).....	12/24/72

PASSING - COMPLETION PCT.

Highest Completion Percentage, Game [min. 20 att.]

80.0.....vs. Rams (25-20).....	01/01/84
77.3.....vs. Giants (22-17).....	12/19/43
73.9.....vs. Vikings (23-17).....	01/15/83

Lowest Completion Percentage, Game [min. 20 att.]

26.9.....vs. Packers (26-7).....	12/13/36
34.6.....vs. Vikings (26-9).....	01/17/88
39.2.....vs. Bears (51-20).....	12/08/40

PASSING - YARDS GAINED

Most Yards Gained, Game

371.....vs Bears.....	12/12/37
361.....vs 49ers.....	01/12/91
340.....vs Broncos.....	01/31/88

Fewest Yards Gained, Game

41.....vs Buccaneers.....	01/07/06
65.....vs Bears.....	12/13/42
90.....vs Rams.....	12/28/86

Most Yards Gained, Both Teams, Game

663.....Redskins (361) vs. 49ers (302).....	01/12/91
620.....Redskins (340) vs. Broncos (280).....	01/31/88
612.....Redskins (265) vs. 49ers (347).....	01/08/94

Fewest Yards Gained, Both Teams, Game

192.....Redskins (104) vs. Dolphins (88).....	01/14/73
195.....Redskins (65) vs. Bears (130).....	12/13/42
226.....Redskins (90) vs. Rams (136).....	12/28/86

PASSING - TIMES SACKED

Most Times Sacked, Game

7.....vs Bears.....	12/30/84
6.....vs Packers.....	01/10/16
6.....vs Raiders.....	01/22/84

Most Times Sacked, Both Teams, Game

12.....Redskins (7) vs. Bears (5).....	12/30/84
8.....Redskins (0) vs. Vikings (8).....	01/17/88
8.....Redskins (6) vs. Raiders (2).....	01/22/84

PASSING - TOUCHDOWNS

Most Touchdowns, Game

4.....vs Broncos.....	01/31/88
3.....vs Lions.....	01/08/83
3.....vs Bears.....	12/12/37

Most Touchdowns, Both Teams, Game

7.....Redskins (2) vs. Bears (5).....	12/26/43
5.....Redskins (4) vs. Broncos (1).....	01/31/88
5.....Redskins (2) vs. Vikings (3).....	12/18/76
5.....Redskins (3) vs. Bears (2).....	12/12/37

PASSING - HAD INTERCEPTED

Most Passes Had Intercepted, Game

8.....vs Bears.....	12/08/40
4.....vs Bears.....	12/26/43
3.....Four times.....[Last: vs 49ers, 01/12/91]	

PENALTIES

Most Penalties, Game

9.....vs Giants.....	12/19/43
8.....vs Bears.....	01/03/87
8.....vs Bears.....	12/08/40

Most Yards Penalized, Game

83.....vs Giants.....	12/19/43
82.....vs Bills.....	01/26/92
75.....vs Lions.....	01/08/00

RECORD BOOK: POSTSEASON

DEFENSIVE POSTSEASON RECORDS

TOTAL NET YARDS

Most Net Yards Allowed, Game

425vs 49ers	01/08/84
401vs 49ers	01/09/93
385vs Raiders	01/22/84

Fewest Net Yards Allowed

148vs Vikings	01/02/93
169vs Cowboys	12/31/72
176vs Dolphins	01/30/83

FIRST DOWNS

Most First Downs Allowed

25vs Bills	01/26/92
24vs Packers	01/10/16
22vs Seahawks	01/06/13
22vs 49ers	01/09/93

Fewest First Downs Allowed

7vs Packers	12/13/36
8vs Cowboys	12/31/72
8vs Giants	12/19/43

RUSHING

Most Yards Allowed Rushing

382vs Bears	12/08/40
231vs Raiders	01/22/84
224vs Seahawks	01/06/13

Fewest Yards Allowed Rushing

43vs Bills	01/26/92
43vs Falcons	01/04/92
44vs Buccaneers	01/15/00

PASSING

Most Opponent Passes Attempted

59vs Bills	01/26/92
48vs 49ers	01/08/84
46vs Lions	01/08/00

Fewest Opponent Passes Attempted

10vs Bears	12/08/40
11vs Dolphins	01/14/73
14vs Giants	01/11/87

Most Opponent Passes Completed

29vs Bills	01/26/92
27vs 49ers	01/08/84
25vs Buccaneers	01/07/06
25vs Lions	01/12/92

Fewest Opponent Passes Completed

4vs Dolphins	01/30/83
4vs Giants	12/19/43
6vs Vikings	01/02/93

Most Opponent Net Yards Passing

347vs 49ers	01/08/84
292vs 49ers	01/12/91
286vs Bears	12/26/43

Fewest Opponent Net Passing Yards

57vs Giants	12/19/43
69vs Dolphins	01/14/73
73vs Cowboys	12/31/72

SCORING

Most Opponent Points Scored

73vs Bears	12/08/40
41vs Bears	12/26/43
38vs Raiders	01/22/84

Fewest Opponent Points Scored

0vs Giants	12/19/43
3vs Cowboys	12/31/72
3vs Packers	12/24/72

Most Opponent Touchdowns Scored

11*vs Bears	12/08/40
6vs Bears	12/26/43
5vs Vikings	12/18/86
5vs Raiders	01/22/84

Most Opponent Field Goals Scored

2Five times	[Last: vs 49ers, 01/09/93]
---	-----------------	----------------------------

SACKS

Most Sacks by Redskins, Game

7vs Bears	12/30/84
6vs Raiders	01/22/84
5vs 49ers	01/09/93

INTERCEPTIONS

Most Passes Intercepted by Redskins, Game

4vs Bills	01/26/92
4vs Falcons	01/04/92
3vs Bears	12/12/37

PENALTIES

Most Opponent Penalties

12vs Lions	01/08/00
8vs Rams	12/28/86
7Four times	[Last: vs Vikings, 01/02/93]

Fewest Opponent Penalties

2vs Seahawks	01/14/06
2vs Buccaneers	01/15/00
2vs Vikings	01/17/88
2vs Vikings	12/22/73

RECORD BOOK: POSTSEASON

INDIVIDUAL POSTSEASON RECORDS

SERVICE

Most Games, Career

21 Joe Jacoby	1982-89
19 Don Warren	1982-91
18 Darrell Green	1983-99
18 Jeff Bostic	1982-91

Most Games, Head Coach

24 Joe Gibbs	1981-92, 2004-07
----	-----------------------	------------------

Most Championships Won, Head Coach

3 Joe Gibbs	1981-92, 2004-07
---	-----------------------	------------------

Most Games Won, Head Coach

17 Joe Gibbs	1981-92, 2004-07
----	-----------------------	------------------

Most Games Lost, Head Coach

7 Joe Gibbs	1981-92, 2004-07
---	-----------------------	------------------

POINTS

Most Points, Career

72 John Riggins	1976-84
63 Mark Moseley	1976-84
55 Chip Lohmiller	1990-92

Most Points, Game

18 John Riggins vs. Rams	01/01/84
18 Alvin Garrett vs. Lions	01/08/83
18 Andy Farkas vs. Giants	12/19/43

Most Points, Single Postseason

36 Gerald Riggs	1991
36 John Riggins	1983

Most Points, No Touchdowns, Single Postseason

30 Chip Lohmiller	1991
----	----------------------------	------

TOUCHDOWNS

Most Touchdowns, Career

12 John Riggins	1976-84
8 Art Monk	1983-92
7 Gary Clark	1986-92
7 Gerald Riggs	1990-91
7 Andy Farkas	1940-43

Most Touchdowns, Game

3 John Riggins vs. Rams	01/01/84
3 Alvin Garrett vs. Lions	01/08/83
3 Andy Farkas vs. Giants	12/19/43

Consecutive Games Scoring Touchdowns

7 John Riggins	1982-84
---	--------------------------	---------

POINTS AFTER TOUCHDOWNS

Most [Kicking] PATs, Career

27 Mark Moseley	1976-84
19 Chip Lohmiller	1990-92
11 Ali Haji-Sheikh	1987

Most [Kicking] PATs, Game

6 Ali Haji-Sheikh vs. Broncos	01/31/88
6 Mark Moseley vs. Rams	01/01/84
5 Chip Lohmiller vs. Lions	01/12/92

Most [Kicking] PATs, No Misses, Career

19 Chip Lohmiller	1990-92
----	----------------------------	---------

Most Two-Point Conversions, Career

None	
------	-------	--

FIELD GOALS

Most Field Goals Attempted, Career

18 Chip Lohmiller	1990-92
----	----------------------------	---------

Most Field Goals Attempted, Game

5 Mark Moseley vs. 49ers	01/08/84
---	------------------------------------	----------

Most Field Goals, Career

12 Chip Lohmiller	1990-92
12 Mark Moseley	1976-84

Most Field Goals, Game

4 Jess Atkinson vs. Rams	12/28/86
4 Curt Knight vs. Cowboys	12/31/72

Longest Field Goal

52 Curt Knight vs. Vikings	12/22/73
48 Brett Conway vs. Buccaneers	01/15/00
47 John Hall vs. Buccaneers	01/07/06
47 Mark Moseley vs. Vikings	12/18/76

Highest Field Goal Percentage, Career (min. 10 FG)

73.3 Curt Knight (11-15)	1971-73
------	---------------------------------	---------

SAFETIES

Most Safeties, Game

1 Preston Smith vs. Packers	2016
---	---------------------------------------	------

RUSHING - ATTEMPTS

Most Attempts, Career

251 John Riggins	1976-84
151 Larry Brown	1971-76
104 Earnest Byner	1990-92

Most Attempts, Game

38 John Riggins vs. Dolphins	01/30/83
37 John Riggins vs. Vikings	01/15/83
36 John Riggins vs. 49ers	01/08/84
36 John Riggins vs. Cowboys	01/22/83

RUSHING - YARDS GAINED

Most Yards Gained, Career

996 John Riggins	1976-84
499 Larry Brown	1971-76
359 Earnest Byner	1990-92

Most Yards Gained, Game

204 Timmy Smith vs. Broncos	01/31/88
185 John Riggins vs. Vikings	01/15/83
166 John Riggins vs. Dolphins	01/30/83

Most Games, 100 or More Yards Rushing, Career

6 John Riggins	1976-84
---	--------------------------	---------

Most Consecutive Games, 100 or More Yards Rushing

6 John Riggins	1982-83
---	--------------------------	---------

Longest Run From Scrimmage

58 Stephen Davis vs. Lions	01/08/00
58t Timmy Smith vs. Broncos	01/31/88
44 Alvin Garrett vs. Dolphins	01/30/83

RECORD BOOK: POSTSEASON

RUSHING - AVERAGE GAIN

Highest Average Gain, Career (min. 100 att.)

4.0.....	John Riggins.....	1976-84
3.5.....	Earnest Byner.....	1990-92
3.3.....	Larry Brown.....	1971-76

Highest Average Gain, Game (min. 10 att.)

9.3.....	Timmy Smith vs. Broncos.....	01/31/88
7.9.....	Stephen Davis vs. Lions.....	01/08/00
6.8.....	Brian Mitchell vs. Vikings.....	01/02/93

RUSHING - TOUCHDOWNS

Most Touchdowns, Career

12.....	John Riggins.....	1976-84
6.....	Gerald Riggs.....	1990-91
5.....	Andy Farkas.....	1940-43

Most Touchdowns, Game

3.....	John Riggins vs. Rams.....	01/01/84
3.....	Andy Farkas vs. Giants.....	12/19/43

Most Consecutive Games Rushing for Touchdowns

7.....	John Riggins.....	1982-83
--------	-------------------	---------

PASSING - PASSER RATING

Highest Passer Rating, Career (min. 150 att.)

91.4.....	Joe Theismann.....	1974-85
74.5.....	Mark Rypien.....	1990-92
68.6.....	Billy Kilmer.....	1971-76

PASSING - ATTEMPTS

Most Passes Attempted, Career

222.....	Mark Rypien.....	1990-92
211.....	Joe Theismann.....	1974-84
178.....	Billy Kilmer.....	1971-76

Most Passes Attempted, Game

50.....	Todd Collins vs. Seahawks.....	01/05/08
50.....	Jay Schroeder vs. Seahawks.....	01/11/87
49.....	Billy Kilmer vs. Vikings.....	12/18/86

PASSING - COMPLETIONS

Most Passes Completed, Career

128.....	Joe Theismann.....	1974-84
121.....	Mark Rypien.....	1990-92
92.....	Billy Kilmer.....	1971-76

Most Passes Completed, Game

29.....	Kirk Cousins vs. Packers.....	01/10/16
29.....	Todd Collins vs. Seahawks.....	01/05/08
27.....	Mark Rypien vs. 49ers.....	01/12/91

PASSING - COMPLETION PCT.

Highest Completion Percentage, Career (min. 150 att.)

60.7.....	Joe Theismann.....	1974-84
54.5.....	Mark Rypien.....	1990-92
51.7.....	Billy Kilmer.....	1971-76

Highest Completion Percentage, Game (min. 15 comp.)

78.3.....	Joe Theismann vs. Rams.....	01/01/84
76.2.....	Sammy Baugh vs. Giants.....	12/19/43
73.9.....	Joe Theismann vs. Vikings.....	01/15/83

PASSING - YARDS GAINED

Most Yards Gained, Career

1,782.....	Joe Theismann.....	1974-84
1,699.....	Mark Rypien.....	1990-92
1,060.....	Billy Kilmer.....	1971-76

Most Yards Gained, Game

361.....	Mark Rypien vs. 49ers.....	01/12/91
340.....	Doug Williams vs. Broncos.....	01/31/88
335.....	Sammy Baugh vs. Bears.....	12/12/37

Most Games, 300 or More Yards Passing, Career

1.....	Kirk Cousins.....	2016
1.....	Mark Rypien.....	1990-92
1.....	Doug Williams.....	1987
1.....	Joe Theismann.....	1974-84
1.....	Sammy Baugh.....	1937-45

Longest Pass Completion

80t.....	Doug Williams vs. Broncos.....	01/31/88
60.....	Joe Theismann vs. Raiders.....	01/22/84
52.....	Mark Brunell vs. Seahawks.....	01/14/06

PASSING - AVERAGE GAIN

Highest Average Gain, Career (150 att.)

8.45.....	Joe Theismann.....	1974-84
7.65.....	Mark Rypien.....	1990-92
5.96.....	Billy Kilmer.....	1971-76

Highest Average Gain, Game (20 att.)

13.13.....	Joe Theismann vs. Rams.....	01/01/84
11.72.....	Doug Williams vs. Broncos.....	01/31/88
10.15.....	Sammy Baugh vs. Bears.....	12/12/37

PASSING - TOUCHDOWNS

Most Touchdown Passes, Career

11.....	Joe Theismann.....	1974-84
8.....	Mark Rypien.....	1990-92
8.....	Billy Kilmer.....	1971-76

Most Touchdown Passes, Game

4.....	Doug Williams vs. Broncos.....	01/31/88
3.....	Joe Theismann vs. Lions.....	01/08/83
3.....	Sammy Baugh vs. Bears.....	12/12/37

PASSING - HAD INTERCEPTED

Lowest Percentage, Passes Had Intercepted, Career (min. 150 att.)

3.3.....	Joe Theismann.....	1974-84
3.9.....	Billy Kilmer.....	1971-76
4.1.....	Mark Rypien.....	1990-92

Most Attempts Without Interception, Game

46.....	Kirk Cousins vs. Packers.....	01/10/16
37.....	Mark Brunell vs. Seahawks.....	01/14/06
26.....	Doug Williams vs. Vikings.....	01/07/88

Most Passes Had Intercepted, Career

9.....	Mark Rypien.....	1990-92
--------	------------------	---------

Most Passes Had Intercepted, Game

5.....	Frankie Filchoc vs. Bears.....	12/08/40
--------	--------------------------------	----------

RECORD BOOK: POSTSEASON

RECEPTIONS

Most Pass Receptions, Career

69Art Monk.....	1983-92
56Gary Clark.....	1986-92
31Ricky Sanders.....	1986-92
31Charlie Brown.....	1982-83

Most Pass Receptions, Game

10Antwaan Randle El vs. Seahawks.....	01/05/08
10Art Monk vs. 49ers.....	01/12/91
10Art Monk vs. Bears.....	12/30/84

RECEIVING - YARDS GAINED

Most Yards Gained, Career

1,062Art Monk.....	1983-92
785Gary Clark.....	1986-92
643Charlie Brown.....	1982-93

Most Yards Gained, Game

193Ricky Sanders vs. Broncos.....	01/31/88
171Charlie Brown vs. Rams.....	01/01/84
163Art Monk vs. 49ers.....	01/12/91

Most Games, 100 or More Yards Pass Receiving, Career

4Art Monk.....	1983-92
2Gary Clark.....	1986-92
2Charlie Brown.....	1982-83

Longest Pass Reception

80tRicky Sanders vs. Broncos.....	01/31/88
60Charlie Brown vs. Rams.....	01/22/84
52Chris Cooley vs. Seahawks.....	01/14/06

RECEIVING - AVERAGE GAIN

Highest Average Gain, Career (min. 20 rec.)

20.7Charlie Brown.....	1982-83
16.7Ricky Sanders.....	1986-92
15.4Art Monk.....	1983-92

Highest Average Gain, Game (min. 3 rec.)

31.7Steve Bagarus vs. Rams.....	12/16/45
31.0Charlie Brown vs. Raiders.....	01/22/84
28.5Charlie Brown vs. Rams.....	01/01/84

RECEIVING - TOUCHDOWNS

Most Touchdowns, Career

7Art Monk.....	1983-92
6Gary Clark.....	1986-92
5Alvin Garrett.....	1982-83

Most Touchdowns, Game

3*Alvin Garrett vs. Lions.....	01/08/83
----	-----------------------------------	----------

INTERCEPTIONS BY

Most Interceptions By, Career

6Darrell Green.....	1983-99
4Barry Wilburn.....	1986-87

Most Interceptions By, Game

2Six players.....	Last LaRon Landry vs. Seahawks, 01/05/08
---	-----------------------	--

INTERCEPTIONS - YARDS GAINED

Most Yards Gained, Career

133Darrell Green.....	1983-99
77Jeris White.....	1982
67Kurt Gouveia.....	1987-99

Most Yards Gained, Game

77Jeris White vs. Lions.....	01/08/83
72Darrell Green vs. Rams.....	01/01/84
56Brad Edwards vs. Bills.....	01/26/92

INTERCEPTIONS - TOUCHDOWNS

Most Touchdowns, Career

2Darrell Green.....	1983-99
1Darryl Grant.....	1982-90
1Jeris White.....	1982

Most Touchdowns, Game

1Four times... (Last: Darrell Green vs. Lions, 01/12/92)
---	--

PUNTING

Most Punts, Career

37Steve Cox.....	1986-87
35Jeff Hayes.....	1982-84
35Mike Bragg.....	1971-76

Most Punts, Game

10Riley Smith vs. Packers.....	12/13/36
9Kelly Goodburn vs. Eagles.....	01/05/91
9Steve Cox vs. Giants.....	01/11/87

Longest Punt

66Mike Bragg vs. 49ers.....	12/26/71
61Roy Zimmerman vs. Bears.....	12/08/40
60Tress Way vs. Packers.....	01/10/16

PUNTING - AVERAGE YARDAGE

Highest Average, Punting, Career (min. 25 punts)

39.5Mike Bragg.....	1971-76
38.9Steve Cox.....	1986-87
36.9Kelly Goodburn.....	1990-92

Highest Average, Punting, Game (min. 4 punts)

52.5Sammy Baugh vs. Bears.....	12/13/42
50.6Tress Way vs. Packers.....	01/10/16
48.3Sav Rocca vs. Seahawks.....	01/06/13
46.5Mike Bragg vs. Packers.....	12/24/72

PUNT RETURNS

Most Punt Returns, Career

18Brian Mitchell.....	1990-99
15Mike Nelms.....	1982-84
11Eric Yarber.....	1986-87

Most Punt Returns, Game

6Mike Nelms vs. Dolphins.....	01/30/83
6Eddie Brown vs. Vikings.....	12/18/76
5Brian Mitchell vs. Buccaneers.....	01/15/00

PUNT RETURNS, YARDS GAINED

Most Yards Gained, Career

204Brian Mitchell.....	1990-99
164Mike Nelms.....	1982-84
102Darrell Green.....	1983-99

RECORD BOOK: POSTSEASON

Most Yards Gained, Game

70	Brian Mitchell vs. Vikings	01/02/93
60	Mike Nelms vs. Lions	01/08/83
56	Nick Giaquinto vs. Rams	01/01/84

Longest Punt Return

54	Brian Mitchell vs. Vikings	01/02/93
52t	Darrell Green vs. Bears	01/10/88
48	Nick Giaquinto vs. Rams	01/01/84

PUNT RETURNS - AVERAGE YARDAGE

Highest Average, Career [min. 10 returns]

11.3	Brian Mitchell	1990-99
10.3	Mike Nelms	1982-84

Highest Average, Game

23.3	Brian Mitchell vs. Vikings	01/02/93
20.0	Mike Nelms vs. Lions	01/08/83
18.7	Nick Giaquinto vs. Rams	01/01/84

PUNT RETURNS - TOUCHDOWNS

Most Touchdowns, Career

1	Darrell Green	1983-99
---	-------	---------------	-------	---------

Most Touchdowns, Game

1*	Darrell Green vs. Bears	01/10/88
----	-------	-------------------------	-------	----------

KICKOFF RETURNS

Most Kickoff Returns, Career

14	Brian Mitchell	1990-99
13	Mike Nelms	1982-84
9	Alvin Garrett	1982-83

Most Kickoff Returns, Game

6	Rock Cartwright vs. Seahawks	01/05/08
6	Eddie Brown vs. Vikings	12/18/76
5	Rashad Ross vs. Packers	01/10/16
5	Alvin Garrett vs. Raiders	01/22/84

KICK RETURNS - YARDS GAINED

Most Yards Gained, Career

353	Brian Mitchell	1990-99
308	Mike Nelms	1982-84
178	Alvin Garrett	1982-83

Most Yards Gained, Game

176	Rock Cartwright vs. Seahawks	01/05/08
170	Speedy Duncan vs. 49ers	12/26/71
136	Eddie Brown vs. Vikings	12/18/76

Longest Return

100t	Brian Mitchell vs. Buccaneers	01/15/00
------	-------	-------------------------------	-------	----------

KICK RETURNS - AVERAGE GAIN

Highest Average, Career [min. 10 returns]

25.2	Brian Mitchell	1990-99
23.7	Mike Nelms	1982-84

Highest Average, Game [min. 3 returns]

56.7*	Speedy Duncan vs. 49ers	12/26/71
32.0	Mike Nelms vs. Dallas	01/22/83
29.3	Rock Cartwright vs. Seahawks	01/05/08

KICK RETURNS - TOUCHDOWNS

Most Touchdowns, Career

1	Brian Mitchell	1990-99
---	-------	----------------	-------	---------

Most Touchdowns, Game

1*	Brian Mitchell vs. Buccaneers	01/15/00
----	-------	-------------------------------	-------	----------

FUMBLES

Most Fumbles, Career

3	Kirk Cousins	2016
2	Stephen Davis	1999
2	Brian Mitchell	1990-99

Most Fumbles, Game

3	Kirk Cousins vs. Packers	01/10/16
---	-------	--------------------------	-------	----------

FUMBLES - YARDS GAINED

Longest Fumble Return

49	Mike Bass vs. Dolphins	01/14/83
----	-------	------------------------	-------	----------

FUMBLES - RETURN TOUCHDOWNS

Most Touchdowns, Career

3	Brad Dusek	1974-81
3	Chris Hanburger	1965-78

SACKS

Most Sacks, Career

10.0	Charles Mann	1983-92
8.0	Dexter Manley	1982-87
7.0	Fred Stokes	1991-92

Most Sacks, Game

3.5	Rich Milot vs. Bears	12/30/84
3.0	Fred Stokes vs. Vikings	01/02/93
3.0	Wilber Marshall vs. Lions	01/12/92
3.0	Charles Mann vs. Bears	01/10/88

SERIES HISTORIES

Contained below are all games contested between the Washington Redskins and the NFL's 31 other active franchises. Games featuring combined teams are not included.

Years listed represent the accompanying NFL season. Postseason games indicated with an asterisk.

ARIZONA



Redskins lead overall series, 74-46-2
Cumulative score: Redskins 2,710, Cardinals 2,285

YEAR	DATE	GAME	RESULT
1932	10/16/1932	vs. Chicago	9-0 L
1932	11/27/1932	at Chicago	8-6 W
1933	10/22/1933	vs. Chicago	10-0 W
1933	12/3/1933	at Chicago	0-0
1934	10/28/1934	vs. Chicago	9-0 W
1935	11/24/1935	vs. Chicago	6-0 L
1936	11/1/1936	vs. Chicago	13-10 W
1937	9/24/1937	vs. Chicago	21-14 L
1939	11/19/1939	vs. Chicago	28-7 W
1940	10/13/1940	vs. Chicago	28-21 W
1942	11/8/1942	vs. Chicago	28-0 W
1943	10/24/1943	vs. Chicago	13-7 W
1945	11/4/1945	vs. Chicago	24-21 W
1947	11/23/1947	vs. Chicago	45-21 W
1949	9/26/1949	at Chicago	38-7 L
1950	10/22/1950	vs. Chicago	38-28 L
1951	10/21/1951	vs. Chicago	7-3 W
1951	12/9/1951	at Chicago	20-17 W
1952	9/29/1952	at Chicago	23-7 W
1952	10/12/1952	vs. Chicago	17-6 L
1953	9/27/1953	at Chicago	24-13 W
1953	11/8/1953	vs. Chicago	28-17 W
1954	11/21/1954	at Chicago	38-16 L
1954	12/12/1954	vs. Chicago	37-20 W
1955	10/9/1955	vs. Chicago	24-10 L
1955	11/20/1955	at Chicago	31-0 W
1956	10/14/1956	vs. Chicago	31-3 L
1956	10/28/1956	at Chicago	17-14 W
1957	10/6/1957	at Chicago	37-14 W
1957	10/20/1957	vs. Chicago	44-14 L
1958	10/4/1958	at Chicago	37-10 L
1958	11/9/1958	vs. Chicago	45-31 W
1959	9/27/1959	at Chicago	49-21 L
1959	10/11/1959	vs. Chicago	23-14 W
1960	11/6/1960	at St. Louis	44-7 L
1960	11/20/1960	vs. St. Louis	26-14 L
1961	10/22/1961	vs. St. Louis	24-0 L
1961	12/3/1961	at St. Louis	38-24 W
1962	9/30/1962	vs. St. Louis	24-14 W
1962	10/14/1962	at St. Louis	17-17
1963	10/27/1963	vs. St. Louis	21-7 L
1963	11/10/1963	at St. Louis	24-20 L
1964	10/4/1964	vs. St. Louis	23-17 L
1964	10/18/1964	at St. Louis	38-24 L
1965	10/10/1965	vs. St. Louis	37-16 L
1965	10/24/1965	at St. Louis	24-20 W
1966	9/18/1966	at St. Louis	23-7 L
1966	10/23/1966	vs. St. Louis	26-20 W
1967	11/5/1967	vs. St. Louis	27-21 L
1968	10/20/1968	at St. Louis	41-14 L
1969	10/12/1969	vs. St. Louis	33-17 W
1970	9/27/1970	at St. Louis	27-17 L
1970	12/20/1970	vs. St. Louis	28-27 W
1971	9/19/1971	at St. Louis	24-17 W
1971	10/17/1971	vs. St. Louis	20-0 W
1972	9/24/1972	vs. St. Louis	24-10 W
1972	10/15/1972	at St. Louis	33-3 W
1973	9/23/1973	at St. Louis	44-27 L

1973	10/21/1973	vs. St. Louis	31-13 W
1974	9/22/1974	vs. St. Louis	17-10 L
1974	10/27/1974	at St. Louis	23-20 L
1975	10/13/1975	vs. St. Louis	27-17 W
1975	11/16/1975	at St. Louis	20-17 [OT] L
1976	10/25/1976	vs. St. Louis	20-10 W
1976	11/21/1976	at St. Louis	16-10 W
1977	10/2/1977	vs. St. Louis	24-14 W
1977	12/10/1977	at St. Louis	26-20 W
1978	9/17/1978	at St. Louis	28-10 W
1978	11/19/1978	vs. St. Louis	27-17 L
1979	9/23/1979	at St. Louis	17-7 W
1979	11/11/1979	vs. St. Louis	30-28 W
1980	10/19/1980	vs. St. Louis	23-0 W
1980	12/21/1980	at St. Louis	31-7 W
1981	9/20/1981	at St. Louis	40-30 L
1981	11/1/1981	vs. St. Louis	42-21 W
1982	12/12/1982	at St. Louis	12-7 W
1982	1/2/1983	vs. St. Louis	28-0 W
1983	10/9/1983	at St. Louis	38-14 W
1983	11/6/1983	vs. St. Louis	45-7 W
1984	10/21/1984	at St. Louis	26-24 L
1984	12/16/1984	vs. St. Louis	29-27 W
1985	10/7/1985	vs. St. Louis	27-10 W
1985	12/21/1985	at St. Louis	27-16 W
1986	10/19/1986	vs. St. Louis	28-21 W
1986	11/30/1986	at St. Louis	20-17 W
1987	10/4/1987	vs. St. Louis	28-21 W
1987	12/6/1987	at St. Louis	34-17 W
1988	9/25/1988	at Phoenix	30-21 L
1988	10/16/1988	vs. Phoenix	33-17 W
1989	10/8/1989	vs. Phoenix	30-28 W
1989	12/3/1989	at Phoenix	29-10 W
1990	9/9/1990	vs. Phoenix	31-0 W
1990	9/30/1990	at Phoenix	38-10 W
1991	9/15/1991	vs. Phoenix	34-0 W
1991	12/8/1991	at Phoenix	20-14 W
1992	10/4/1992	at Phoenix	27-24 L
1992	11/29/1992	vs. Phoenix	41-3 W
1993	9/12/1993	vs. Phoenix	17-10 L
1993	10/17/1993	at Phoenix	36-6 L
1994	10/16/1994	vs. Arizona	19-16 [OT] L
1994	12/11/1994	at Arizona	17-15 L
1995	9/3/1995	vs. Arizona	27-7 W
1995	10/15/1995	at Arizona	24-20 L
1996	11/10/1996	vs. Arizona	37-34 [OT] L
1996	12/15/1996	at Arizona	27-26 L
1997	9/14/1997	vs. Arizona	19-13 [OT] W
1997	12/7/1997	at Arizona	38-28 W
1998	11/8/1998	at Arizona	29-27 L
1998	11/22/1998	vs. Arizona	45-42 L
1999	10/17/1999	at Arizona	24-10 W
1999	12/12/1999	vs. Arizona	28-3 W
2000	11/5/2000	at Arizona	16-15 L
2000	12/24/2000	vs. Arizona	20-3 W
2001	12/9/2001	at Arizona	20-10 W
2001	1/6/2002	vs. Arizona	20-17 W
2002	9/8/2002	vs. Arizona	31-23 W
2005	12/11/2005	at Arizona	17-13 W
2007	10/21/2007	vs. Arizona	21-19 W
2008	9/21/2008	vs. Arizona	24-17 W
2011	9/18/2011	vs. Arizona	22-21 W
2014	10/12/2014	at Arizona	30-20 L
2016	12/4/2016	at Arizona	31-23 L

ATLANTA



Redskins lead overall series, 15-9-1
Cumulative score: Redskins 622, Falcons 486

YEAR	DATE	GAME	RESULT
1966	10/9/1966	vs. Atlanta	33-20 W
1967	10/15/1967	at Atlanta	20-20

1969	11/23/1969	vs. Atlanta	27-20 W
1972	11/20/1972	vs. Atlanta	24-13 W
1975	12/7/1975	at Atlanta	30-27 W
1977	9/25/1977	vs. Atlanta	10-6 W
1978	12/10/1978	at Atlanta	20-17 L
1979	9/30/1979	at Atlanta	16-7 W
1980	11/30/1980	at Atlanta	10-6 L
1983	12/4/1983	vs. Atlanta	37-21 W
1984	11/5/1984	vs. Atlanta	27-14 W
1985	11/3/1985	at Atlanta	44-10 W
1987	9/20/1987	at Atlanta	21-20 L
1989	12/17/1989	at Atlanta	31-30 W
1991	11/10/1991	vs. Atlanta	56-17 W*
1991	1/4/1992	vs. Atlanta	24-7 W
1992	9/13/1992	vs. Atlanta	24-17 W
1993	12/19/1993	vs. Atlanta	30-17 W
1994	9/25/1994	vs. Atlanta	27-20 L
2003	9/14/2003	at Atlanta	33-31 W
2006	12/3/2006	vs. Atlanta	24-14 L
2009	11/8/2009	at Atlanta	31-17 L
2012	10/7/2012	vs. Atlanta	24-17 L
2013	12/15/2013	at Atlanta	27-26 L
2015	10/11/2015	at Atlanta	25-19 [OT] L

BALTIMORE



Overall series is tied, 3-3
Cumulative score: Redskins 94, Ravens 102

YEAR	DATE	GAME	RESULT
1997	10/26/1997	vs. Baltimore	20-17 L
2000	10/15/2000	vs. Baltimore	10-3 W
2004	10/10/2004	vs. Baltimore	17-10 L
2008	11/8/2008	at Baltimore	24-10 W
2012	12/9/2012	vs. Baltimore	31-28 [OT] W
2016	10/9/2016	at Baltimore	16-10 W

BUFFALO



Redskins trail overall series, 6-8
Cumulative score: Redskins 273, Bills 289

YEAR	DATE	GAME	RESULT
1972	12/17/1972	vs. Buffalo	24-17 L
1977	12/4/1977	at Buffalo	10-0 W
1981	11/29/1981	at Buffalo	21-14 L
1984	11/25/1984	vs. Buffalo	41-14 W
1987	11/1/1987	at Buffalo	27-7 W
1990	12/30/1990	vs. Buffalo	29-14 W
1991	1/26/1992	vs. Buffalo	37-24 W*



1993	11/1/1993	at Buffalo	24-10 L
1996	11/3/1996	at Buffalo	38-13 L
1999	11/7/1999	vs. Buffalo	34-17 L
2003	10/19/2003	at Buffalo	24-7 L
2007	12/2/2007	vs. Buffalo	17-16 L
2011	10/30/2011	at Buffalo	23-0 L
2015	12/20/2015	vs. Buffalo	35-25 W

SERIES HISTORIES

CAROLINA



Redskins lead overall series, 7-6
Cumulative score: Redskins 262, Panthers 296


YEAR	DATE	GAME	RESULT
1995	12/24/1995	...vs. Carolina	20-17 W
1997	8/31/1997	...at Carolina	24-10 W
1998	12/13/1998	...at Carolina	28-25 W
1999	10/3/1999	...vs. Carolina	38-36 W
2000	9/3/2000	...vs. Carolina	20-17 W
2001	10/21/2001	...vs. Carolina	17-14 (OT) W
2003	11/16/2003	...at Carolina	20-17 L
2006	11/26/2006	...vs. Carolina	17-13 W
2009	10/11/2009	...at Carolina	20-17 L
2011	10/23/2011	...at Carolina	33-20 W
2012	11/4/2012	...vs. Carolina	21-13 L
2015	11/22/2015	...at Carolina	44-16 W
2016	12/19/2016	...vs. Carolina	26-15 L

CHICAGO



Redskins lead overall series, 26-23-1
Cumulative score: Redskins 934, Bears 1,070

YEAR	DATE	GAME	RESULT
1932	10/30/1932	...vs. Chicago	7-7
1933	10/1/1933	...at Chicago	7-0 L
1933	11/5/1933	...vs. Chicago	10-0 W
1934	11/11/1934	...vs. Chicago	21-0 L
1935	11/10/1935	...vs. Chicago	30-14 L
1936	11/15/1936	...vs. Chicago	26-0 L
1937	12/12/1937	...at Chicago	28-21 W*
1938	11/13/1938	...at Chicago	31-7 L
1940	11/17/1940	...vs. Chicago	7-3 W
1940	12/8/1940	...vs. Chicago	73-0 L*
1941	11/16/1941	...at Chicago	35-21 W
1942	12/13/1942	...vs. Chicago	14-6 W*



1943	11/21/1943	...vs. Chicago	21-7 W
1943	12/26/1943	...at Chicago	41-21 L*
1945	11/18/1945	...vs. Chicago	28-21 W
1946	11/17/1946	...at Chicago	24-20 L
1947	10/26/1947	...vs. Chicago	56-20 W
1948	11/28/1948	...at Chicago	48-13 L
1949	11/20/1949	...vs. Chicago	31-21 L
1951	11/4/1951	...vs. Chicago	27-0 L
1953	11/15/1953	...vs. Chicago	27-24 L
1957	12/1/1957	...at Chicago	14-3 W
1964	10/25/1964	...vs. Chicago	27-20 W
1968	9/15/1968	...at Chicago	38-28 W

1971	11/14/1971	...at Chicago	16-15 L
1974	12/15/1974	...vs. Chicago	42-0 W
1976	10/3/1976	...at Chicago	33-7 L
1978	12/16/1978	...vs. Chicago	14-10 L
1980	11/9/1980	...at Chicago	35-21 L
1981	10/11/1981	...at Chicago	24-7 W
1984	12/30/1984	...vs. Chicago	23-19 L*
1985	9/29/1985	...at Chicago	45-10 L
1986	1/3/1987	...at Chicago	27-13 W*
1987	1/10/1988	...at Chicago	21-17 W*
1988	11/13/1988	...vs. Chicago	34-14 L
1989	11/26/1989	...vs. Chicago	38-14 W
1990	12/9/1990	...vs. Chicago	10-9 W
1991	10/6/1991	...at Chicago	20-7 W
1996	9/8/1996	...vs. Chicago	10-3 W
1997	11/2/1997	...at Chicago	31-8 W
1999	10/31/1999	...vs. Chicago	48-22 W
2001	12/23/2001	...vs. Chicago	20-15 L
2003	12/21/2003	...at Chicago	27-24 L
2004	10/17/2004	...at Chicago	13-10 W
2005	9/11/2005	...vs. Chicago	9-7 W
2007	12/6/2007	...vs. Chicago	24-16 W
2010	10/24/2010	...at Chicago	17-14 W
2013	10/20/2013	...vs. Chicago	45-41 W
2015	12/13/2015	...at Chicago	24-21 W
2016	12/24/2016	...at Chicago	41-21 W

CINCINNATI



Redskins trail overall series, 4-5-1
Cumulative score: Redskins 224, Bengals 215

YEAR	DATE	GAME	RESULT
1970	10/25/1970	...vs. Cincinnati	20-0 W
1974	10/6/1974	...at Cincinnati	28-17 L
1979	12/9/1979	...at Cincinnati	28-14 W
1985	12/15/1985	...vs. Cincinnati	27-24 W
1988	12/17/1988	...at Cincinnati	20-17 (OT) L
1991	9/22/1991	...at Cincinnati	34-27 W
2004	11/4/2004	...vs. Cincinnati	17-10 L
2008	12/14/2008	...at Cincinnati	20-13 L
2012	9/23/2012	...vs. Cincinnati	38-31 L
2016	10/30/2016	...at Cincinnati	27-27

CLEVELAND



Redskins trail overall series, 12-33-1
Cumulative score: Redskins 763, Browns 1,142

YEAR	DATE	GAME	RESULT
1950	11/19/1950	...at Cleveland	20-14 L
1950	12/10/1950	...vs. Cleveland	45-21 L
1951	10/14/1951	...at Cleveland	45-0 L
1952	10/26/1952	...at Cleveland	19-15 L
1952	11/30/1952	...vs. Cleveland	48-24 W
1953	10/18/1953	...vs. Cleveland	30-14 L
1953	11/1/1953	...at Cleveland	27-3 L
1954	11/7/1954	...at Cleveland	62-3 L
1954	12/5/1954	...vs. Cleveland	34-14 L
1955	9/25/1955	...at Cleveland	27-17 W
1955	10/16/1955	...vs. Cleveland	24-14 L
1956	10/21/1956	...vs. Cleveland	20-9 W
1956	11/25/1956	...at Cleveland	20-17 W
1957	11/3/1957	...at Cleveland	21-17 L
1957	11/17/1957	...vs. Cleveland	30-30
1958	11/16/1958	...vs. Cleveland	20-10 L
1958	11/30/1958	...at Cleveland	21-14 L
1959	10/25/1959	...at Cleveland	34-7 L
1959	11/15/1959	...vs. Cleveland	31-17 L
1960	10/30/1960	...vs. Cleveland	31-10 L
1960	12/4/1960	...at Cleveland	27-16 L

1961	10/8/1961	...at Cleveland	31-7 L
1961	11/12/1961	...vs. Cleveland	17-6 L
1962	9/23/1962	...at Cleveland	17-16 W
1962	11/11/1962	...vs. Cleveland	17-9 W
1963	9/15/1963	...at Cleveland	37-14 L
1963	12/15/1963	...vs. Cleveland	27-20 L
1964	9/13/1964	...vs. Cleveland	27-13 L
1964	11/8/1964	...at Cleveland	34-24 L
1965	9/19/1965	...vs. Cleveland	17-7 L
1965	12/5/1965	...at Cleveland	24-16 L
1966	9/11/1966	...vs. Cleveland	38-14 L
1966	11/20/1966	...at Cleveland	14-3 L
1967	11/26/1967	...at Cleveland	42-37 L
1968	12/8/1968	...vs. Cleveland	24-21 L
1969	9/28/1969	...at Cleveland	27-23 L
1971	12/19/1971	...vs. Cleveland	20-13 L
1975	10/26/1975	...at Cleveland	23-7 W
1979	10/14/1979	...at Cleveland	13-9 W
1985	10/27/1985	...at Cleveland	14-7 W
1988	11/27/1988	...vs. Cleveland	17-13 L
1991	10/13/1991	...vs. Cleveland	42-17 W
2004	10/3/2004	...at Cleveland	17-13 L
2008	10/19/2008	...vs. Cleveland	14-11 W
2012	12/16/2012	...at Cleveland	38-21 W
2016	10/2/2016	...vs. Cleveland	31-20 W

DALLAS



Redskins trail overall series, 44-68-2
Cumulative score: Redskins 2,219, Cowboys 2,610

YEAR	DATE	GAME	RESULT
1960	10/9/1960	...vs. Dallas	26-14 W
1961	11/19/1961	...at Dallas	28-28
1961	12/17/1961	...vs. Dallas	34-24 W
1962	10/16/1962	...at Dallas	35-35
1962	11/4/1962	...vs. Dallas	38-10 L
1963	9/29/1963	...vs. Dallas	21-17 W
1963	11/3/1963	...at Dallas	35-20 W
1964	9/20/1964	...at Dallas	24-18 L
1964	11/22/1964	...vs. Dallas	28-16 W
1965	9/26/1965	...at Dallas	27-7 L
1965	11/28/1965	...vs. Dallas	34-31 W
1966	11/13/1966	...vs. Dallas	31-30 L
1966	12/11/1966	...at Dallas	34-31 W
1967	10/8/1967	...vs. Dallas	17-14 L
1967	11/19/1967	...at Dallas	27-20 W
1968	11/17/1968	...vs. Dallas	44-24 L
1968	11/28/1968	...at Dallas	29-20 W
1969	11/16/1969	...vs. Dallas	41-28 L
1969	12/21/1969	...at Dallas	20-10 L
1970	11/22/1970	...vs. Dallas	45-21 L
1970	12/6/1970	...at Dallas	34-0 L
1971	10/3/1971	...at Dallas	20-16 W
1971	11/21/1971	...vs. Dallas	13-0 L
1972	10/22/1972	...vs. Dallas	24-20 W
1972	12/9/1972	...at Dallas	34-24 L
1972	12/31/1972	...vs. Dallas	26-3 W*
1973	10/8/1973	...vs. Dallas	14-7 W
1973	12/9/1973	...at Dallas	27-7 L
1974	11/17/1974	...vs. Dallas	28-21 W
1974	11/28/1974	...at Dallas	24-23 W
1975	11/2/1975	...vs. Dallas	30-24 (OT) L
1975	12/13/1975	...at Dallas	31-10 L
1976	10/31/1976	...vs. Dallas	20-7 L
1976	12/12/1976	...at Dallas	27-14 W
1977	10/16/1977	...at Dallas	14-7 W
1977	11/27/1977	...vs. Dallas	34-16 L
1978	10/2/1978	...vs. Dallas	9-5 W
1978	11/23/1978	...at Dallas	37-10 L
1979	11/18/1979	...vs. Dallas	34-20 W
1979	12/16/1979	...at Dallas	35-34 L
1980	9/8/1980	...vs. Dallas	17-3 L

SERIES HISTORIES

HOUSTON



Overall series is tied, 2-2
Cumulative score: Redskins 90, Texans 72

YEAR	DATE	GAME	RESULT
2002	12/22/2002	vs. Houston	26-10 W
2006	9/24/2006	at Houston	31-15 W
2010	9/19/2010	vs. Houston	30-27 (OT) L
2014	9/7/2014	at Houston	17-6 L

INDIANAPOLIS



Redskins trail overall series, 10-20
Cumulative score: Redskins 602, Colts 780

YEAR	DATE	GAME	RESULT
1953	10/25/1953	at Baltimore	27-17 L
1954	10/31/1954	vs. Baltimore	24-21 W
1955	10/23/1955	at Baltimore	14-13 W
1956	12/23/1956	at Baltimore	19-17 L
1957	11/10/1957	vs. Baltimore	21-17 L
1958	10/26/1958	at Baltimore	35-10 L
1959	11/8/1959	vs. Baltimore	27-24 W
1960	9/25/1960	at Baltimore	20-0 L
1961	11/26/1961	vs. Baltimore	27-6 L
1962	12/8/1962	at Baltimore	34-21 L
1963	12/1/1963	vs. Baltimore	36-20 L
1964	12/13/1964	at Baltimore	45-17 L
1965	10/17/1965	vs. Baltimore	38-7 L
1966	11/6/1966	at Baltimore	37-10 L
1967	10/29/1967	vs. Baltimore	17-13 L
1969	11/2/1969	at Baltimore	41-17 L
1973	11/18/1973	vs. Baltimore	22-14 W
1977	11/7/1977	at Baltimore	10-3 L
1978	11/6/1978	at Baltimore	21-17 L
1981	12/13/1981	vs. Baltimore	38-14 W
1984	10/7/1984	at Indianapolis	35-7 W
1990	12/22/1990	at Indianapolis	35-28 L
1993	11/7/1993	vs. Indianapolis	30-24 W
1994	10/23/1994	at Indianapolis	41-27 W
1996	10/27/1996	vs. Indianapolis	31-16 W
1999	12/19/1999	at Indianapolis	24-21 L
2002	10/27/2002	vs. Indianapolis	26-21 W
2006	10/22/2006	at Indianapolis	36-22 L
2010	10/17/2010	vs. Indianapolis	49-24 W
2014	11/30/2014	at Indianapolis	27-27 L

JACKSONVILLE



Redskins lead overall series, 5-1
Cumulative score: Redskins 163, Jaguars 111

YEAR	DATE	GAME	RESULT
1997	9/28/1997	vs. Jacksonville	24-12 W
2000	10/22/2000	at Jacksonville	35-16 W
2002	11/10/2002	at Jacksonville	26-7 L
2006	10/1/2006	vs. Jacksonville	36-30 (OT) W
2010	12/26/2010	at Jacksonville	20-17 (OT) W
2014	9/14/2014	vs. Jacksonville	41-10 W

KANSAS CITY



Redskins trail overall series, 1-8
Cumulative score: Redskins 146, Chiefs 263

YEAR	DATE	GAME	RESULT
1971	10/24/1971	at Kansas City	27-20 L
1976	10/10/1976	vs. Kansas City	33-30 L
1983	9/18/1983	vs. Kansas City	27-12 W
1992	11/15/1992	at Kansas City	35-16 L
1995	11/5/1995	at Kansas City	24-3 L
2001	9/30/2001	vs. Kansas City	45-13 L
2005	10/16/2005	at Kansas City	28-21 W
2009	10/18/2009	vs. Kansas City	14-6 L
2013	12/8/2013	vs. Kansas City	45-10 L

LA CHARGERS



Redskins lead overall series, 7-3
Cumulative score: Redskins 255, Chargers 209

YEAR	DATE	GAME	RESULT
1973	9/16/1973	vs. San Diego	38-0 W
1980	12/7/1980	vs. San Diego	40-17 W
1983	10/31/1983	at San Diego	27-24 W
1986	9/21/1986	at San Diego	30-27 W
1989	12/10/1989	vs. San Diego	26-21 W
1998	12/6/1998	vs. San Diego	24-20 W
2001	9/9/2001	at San Diego	30-3 L
2005	11/27/2005	vs. San Diego	23-17 (OT) L
2009	1/3/2010	at San Diego	23-20 L
2013	11/3/2013	vs. San Diego	30-24 (OT) W

LA RAMS



Redskins lead overall series, 25-13-1
Cumulative score: Redskins 904, Rams 719

YEAR	DATE	GAME	RESULT
1937	11/21/1937	at Cleveland	16-7 W
1938	9/25/1938	vs. Cleveland	37-13 W
1941	10/26/1941	vs. Cleveland	17-13 W
1942	10/11/1942	vs. Cleveland	33-14 W
1944	11/5/1944	vs. Cleveland	14-10 W
1945	12/16/1945	at Cleveland	15-14 L*
1948	12/5/1948	vs. Los Angeles	41-13 L
1949	12/11/1949	at Los Angeles	53-27 L
1951	11/25/1951	vs. Los Angeles	31-21 W
1962	10/7/1962	vs. Los Angeles	20-14 W
1963	9/21/1963	at Los Angeles	37-14 W
1967	10/12/1967	at Los Angeles	28-28 W
1969	11/30/1969	vs. Los Angeles	24-13 L
1971	12/13/1971	at Los Angeles	38-24 W
1974	12/9/1974	at Los Angeles	23-17 W
1974	12/22/1974	at Los Angeles	19-10 L*
1977	12/17/1977	vs. Los Angeles	17-14 W
1981	12/20/1981	at Los Angeles	30-7 W
1983	11/20/1983	at Los Angeles	42-20 W
1983	1/1/1984	vs. Los Angeles	51-7 W*
1986	12/28/1986	vs. Los Angeles	19-7 W*
1987	11/23/1987	vs. Los Angeles	30-26 L
1991	12/1/1991	at Los Angeles	27-6 W
1993	11/21/1993	at Los Angeles	10-6 L
1994	12/24/1994	at Los Angeles	24-21 W
1995	12/17/1995	at St. Louis	35-23 W
1996	9/22/1996	at St. Louis	17-10 W
1997	11/30/1997	vs. St. Louis	23-20 L
2000	11/20/2000	at St. Louis	33-20 W
2002	11/24/2002	vs. St. Louis	20-17 W

2005	12/4/2005	at St. Louis	24-9 W
2006	12/24/2006	at St. Louis	37-31 (OT) L
2008	10/12/2008	vs. St. Louis	19-17 L
2009	9/20/2009	vs. St. Louis	9-7 W
2010	9/26/2010	at St. Louis	30-16 L
2011	10/2/2011	at St. Louis	17-10 W
2012	9/16/2012	at St. Louis	31-28 L
2014	12/7/2014	vs. St. Louis	24-0 L
2015	9/20/2015	vs. St. Louis	24-10 W

MIAMI



Redskins trail overall series, 5-9
Cumulative score: Redskins 233, Dolphins 256

YEAR	DATE	GAME	RESULT
1972	1/14/1973	vs. Miami	14-7 L*
1974	10/13/1974	vs. Miami	20-17 W
1978	12/3/1978	vs. Miami	16-0 L
1981	10/18/1981	at Miami	13-10 L
1982	1/30/1983	vs. Miami	27-17 W*



1984	9/2/1984	vs. Miami	35-17 L
1987	12/20/1987	at Miami	23-21 L
1990	12/2/1990	vs. Miami	42-20 W
1993	10/4/1993	at Miami	17-10 L
1999	1/2/2000	vs. Miami	21-10 W
2003	11/23/2003	at Miami	24-23 L
2007	9/9/2007	vs. Miami	16-13 (OT) W
2011	11/13/2011	at Miami	20-9 L
2015	9/13/2015	vs. Miami	17-10 L

MINNESOTA



Redskins lead overall series, 13-12
Cumulative score: Redskins 553, Vikings 586

YEAR	DATE	GAME	RESULT
1968	11/3/1968	at Minnesota	27-14 L
1970	11/8/1970	vs. Minnesota	19-10 L
1972	9/18/1972	at Minnesota	24-21 W
1973	12/22/1973	at Minnesota	27-20 L*
1975	11/30/1975	vs. Minnesota	31-30 W
1976	12/18/1976	at Minnesota	35-20 L*
1980	11/2/1980	vs. Minnesota	39-14 W
1982	1/15/1983	vs. Minnesota	21-7 W*
1984	11/29/1984	at Minnesota	31-17 W
1986	11/2/1986	vs. Minnesota	44-38 (OT) W
1987	12/26/1987	at Minnesota	27-24 (OT) W
1987	1/17/1988	vs. Minnesota	17-10 W*
1992	10/25/1992	at Minnesota	15-13 W
1992	1/2/1993	at Minnesota	24-7 W*
1993	12/31/1993	vs. Minnesota	14-9 L
1998	10/18/1998	at Minnesota	41-7 L
2004	1/2/2005	vs. Minnesota	21-18 W
2006	9/11/2006	vs. Minnesota	19-16 L
2007	12/23/2007	at Minnesota	32-21 W
2010	11/28/2010	vs. Minnesota	17-13 L

SERIES HISTORIES

2011	12/24/2011 vs. Minnesota	33-26 L
2012	10/14/2012 vs. Minnesota	38-26 W
2013	11/7/2013 at Minnesota	34-27 W
2014	11/2/2014 at Minnesota	29-26 L
2016	11/13/2016 vs. Minnesota	26-20 W

NEW ENGLAND



Redskins lead overall series, 6-4
Cumulative score: Redskins 205, Patriots 232

YEAR	DATE	GAME	RESULT
1972	10/1/1972 at New England	24-23 L
1978	9/3/1978 at New England	16-14 W
1981	10/25/1981 vs. New England	24-22 W
1984	9/23/1984 at New England	26-10 W
1990	12/15/1990 at New England	25-10 W
1996	10/13/1996 at New England	27-22 W
2003	9/28/2003 vs. New England	20-17 W
2007	10/28/2007 at New England	52-7 W
2011	12/11/2011 vs. New England	34-27 L
2015	11/8/2015 at New England	27-10 L

NEW ORLEANS



Redskins lead overall series, 17-8
Cumulative score: Redskins 609, Saints 480

YEAR	DATE	GAME	RESULT
1967	9/24/1967 at New Orleans	30-10 W
1967	12/17/1967 vs. New Orleans	30-14 L
1968	9/22/1968 at New Orleans	37-17 L
1969	9/21/1969 at New Orleans	26-20 W
1969	12/14/1969 vs. New Orleans	17-14 W
1971	10/31/1971 vs. New Orleans	24-14 W
1973	10/28/1973 at New Orleans	19-3 L
1975	9/21/1975 vs. New Orleans	41-3 W
1979	10/28/1979 vs. New Orleans	14-10 L
1980	10/26/1980 vs. New Orleans	22-14 W
1982	12/26/1982 at New Orleans	27-10 W
1986	10/5/1986 at New Orleans	14-6 W
1988	11/6/1988 vs. New Orleans	27-24 W
1989	10/1/1989 at New Orleans	16-14 W
1990	11/18/1990 vs. New Orleans	31-17 W
1992	11/23/1992 at New Orleans	20-3 L
1994	9/11/1994 at New Orleans	38-24 W
2001	12/30/2001 at New Orleans	40-10 W
2002	10/13/2002 vs. New Orleans	43-27 L
2003	11/30/2003 vs. New Orleans	24-20 L
2006	12/17/2006 at New Orleans	16-10 W
2008	9/14/2008 vs. New Orleans	29-24 W
2009	12/6/2009 vs. New Orleans	33-30 [OT] L
2012	9/9/2012 at New Orleans	40-32 W
2015	11/15/2015 vs. New Orleans	47-14 W

NY GIANTS



Redskins trail overall series, 67-99-4
Cumulative score: Redskins 3,043, Giants 3,423

YEAR	DATE	GAME	RESULT
1932	10/9/1932 vs. NY Giants	14-6 W
1932	10/23/1932 at NY Giants	0-0
1933	10/8/1933 vs. NY Giants	21-20 W
1933	11/12/1933 at NY Giants	7-0 L
1934	10/7/1934 vs. NY Giants	16-13 L
1934	11/25/1934 at NY Giants	3-0 L
1935	10/6/1935 vs. NY Giants	20-12 L
1935	10/20/1935 at NY Giants	17-6 L

1936	10/4/1936 vs. NY Giants	7-0 L
1936	12/6/1936 at NY Giants	14-0 W
1937	9/16/1937 vs. NY Giants	13-3 W
1937	12/5/1937 at NY Giants	49-14 W
1938	10/9/1938 vs. NY Giants	10-7 L
1938	12/4/1938 at NY Giants	36-0 W
1939	10/1/1939 vs. NY Giants	0-0
1939	12/3/1939 at NY Giants	9-7 L
1940	9/22/1940 vs. NY Giants	21-7 W
1940	11/24/1940 at NY Giants	21-7 L
1941	9/28/1941 vs. NY Giants	17-10 L
1941	11/23/1941 at NY Giants	20-13 L
1942	9/27/1942 vs. NY Giants	14-7 L
1942	11/15/1942 at NY Giants	14-7 W
1943	12/5/1943 at NY Giants	14-10 L
1943	12/12/1943 vs. NY Giants	31-7 L
1943	12/19/1943 at NY Giants	28-0 W*
1944	12/3/1944 at NY Giants	16-13 L
1944	12/10/1944 vs. NY Giants	31-0 L
1945	10/28/1945 at NY Giants	24-14 W
1945	12/9/1945 vs. NY Giants	17-0 W
1946	10/13/1946 vs. NY Giants	24-14 W
1946	12/8/1946 at NY Giants	31-0 L
1947	10/12/1947 vs. NY Giants	28-20 W
1947	12/7/1947 at NY Giants	35-10 L
1948	10/3/1948 vs. NY Giants	41-10 W
1948	12/12/1948 at NY Giants	28-21 W
1949	10/9/1949 vs. NY Giants	45-35 L
1949	11/27/1949 at NY Giants	23-7 L
1950	10/8/1950 vs. NY Giants	21-17 L
1950	11/5/1950 at NY Giants	24-21 L
1951	10/7/1951 vs. NY Giants	35-14 L
1951	11/11/1951 at NY Giants	28-14 L
1952	11/23/1952 vs. NY Giants	14-10 L
1952	12/7/1952 at NY Giants	27-17 W
1953	10/11/1953 vs. NY Giants	13-9 W
1953	11/22/1953 at NY Giants	24-21 W
1954	10/10/1954 vs. NY Giants	51-21 L
1954	10/24/1954 at NY Giants	24-7 L
1955	10/30/1955 at NY Giants	35-7 L
1955	12/4/1955 vs. NY Giants	27-20 L
1956	11/18/1956 vs. NY Giants	33-7 W
1956	12/2/1956 at NY Giants	28-14 L
1957	10/13/1957 vs. NY Giants	24-20 L
1957	10/27/1957 at NY Giants	31-14 W
1958	10/12/1958 vs. NY Giants	21-14 L
1958	11/23/1958 at NY Giants	30-0 L
1959	11/29/1959 at NY Giants	45-14 L
1959	12/13/1959 vs. NY Giants	24-10 L
1960	10/16/1960 at NY Giants	24-24
1960	12/11/1960 vs. NY Giants	17-3 L
1961	10/1/1961 vs. NY Giants	24-21 W
1961	11/5/1961 at NY Giants	53-0 L
1962	10/28/1962 at NY Giants	49-34 W
1962	11/25/1962 vs. NY Giants	42-24 L
1963	10/6/1963 vs. NY Giants	24-14 L
1963	12/8/1963 at NY Giants	44-14 L
1964	9/25/1964 at NY Giants	13-10 L
1964	11/29/1964 vs. NY Giants	36-21 W
1965	11/7/1965 at NY Giants	23-7 W
1965	12/12/1965 vs. NY Giants	27-10 L
1966	10/16/1966 at NY Giants	13-10 L
1966	11/27/1966 vs. NY Giants	72-41 W
1967	10/1/1967 vs. NY Giants	38-34 W
1968	9/29/1968 at NY Giants	48-21 L
1968	10/27/1968 vs. NY Giants	13-10 L
1969	10/19/1969 vs. NY Giants	20-14 W
1970	11/15/1970 at NY Giants	35-33 L
1970	11/29/1970 vs. NY Giants	27-24 L
1971	9/26/1971 at NY Giants	30-33 W
1971	12/5/1971 vs. NY Giants	23-7 W
1972	10/29/1972 at NY Giants	23-16 W
1972	11/12/1972 vs. NY Giants	27-13 W
1973	10/14/1973 at NY Giants	21-3 W
1973	12/2/1973 vs. NY Giants	27-24 W

1974	9/15/1974 at NY Giants	13-10 W
1974	10/20/1974 vs. NY Giants	24-3 W
1975	9/28/1975 vs. NY Giants	49-13 W
1975	11/9/1975 at NY Giants	21-13 W
1976	9/12/1976 vs. NY Giants	19-17 W
1976	11/14/1976 at NY Giants	12-9 L
1977	9/18/1977 at NY Giants	20-17 L
1977	10/23/1977 vs. NY Giants	17-6 L
1978	10/22/1978 at NY Giants	17-6 L
1978	11/12/1978 vs. NY Giants	16-13 [OT] W
1979	9/17/1979 vs. NY Giants	27-0 W
1979	11/25/1979 at NY Giants	14-6 L
1980	9/14/1980 at NY Giants	23-21 W
1980	12/13/1980 vs. NY Giants	16-13 W
1981	9/13/1981 vs. NY Giants	17-7 L
1981	11/15/1981 at NY Giants	30-27 [OT] W
1982	11/21/1982 at NY Giants	27-17 W
1982	12/19/1982 vs. NY Giants	15-14 W
1983	11/13/1983 at NY Giants	33-17 W
1983	12/17/1983 vs. NY Giants	31-22 W
1984	9/16/1984 vs. NY Giants	30-14 W
1984	10/28/1984 at NY Giants	37-13 L
1985	10/20/1985 at NY Giants	17-3 L
1985	11/18/1985 vs. NY Giants	23-21 W
1986	10/27/1986 at NY Giants	27-20 L
1986	12/7/1986 vs. NY Giants	24-14 L
1986	1/11/1987 at NY Giants	17-0 L*
1987	10/11/1987 at NY Giants	38-12 W
1987	11/29/1987 vs. NY Giants	23-19 W
1988	9/5/1988 at NY Giants	27-20 L
1988	10/2/1988 vs. NY Giants	24-23 L
1989	9/11/1989 vs. NY Giants	27-24 L
1989	10/15/1989 at NY Giants	20-17 L
1990	10/14/1990 vs. NY Giants	24-20 L
1990	10/28/1990 at NY Giants	21-10 L
1991	10/27/1991 at NY Giants	17-13 W
1991	12/15/1991 vs. NY Giants	34-17 W
1992	11/1/1992 vs. NY Giants	24-7 L
1992	12/6/1992 at NY Giants	28-10 W
1993	10/10/1993 vs. NY Giants	41-7 L
1993	11/14/1993 at NY Giants	20-6 L
1994	9/18/1994 at NY Giants	31-23 L
1994	11/27/1994 vs. NY Giants	21-19 L
1995	10/29/1995 vs. NY Giants	24-15 L
1995	12/10/1995 at NY Giants	20-13 L
1996	9/15/1996 vs. NY Giants	31-10 W
1996	10/20/1996 vs. NY Giants	31-21 W
1997	11/23/1997 vs. NY Giants	7-7 [OT]
1997	12/13/1997 at NY Giants	30-10 L
1998	9/6/1998 at NY Giants	31-24 L
1998	11/1/1998 vs. NY Giants	21-14 W
1999	9/19/1999 at NY Giants	50-21 W
1999	11/21/1999 vs. NY Giants	23-13 W
2000	9/24/2000 at NY Giants	16-6 W
2000	12/3/2000 vs. NY Giants	9-7 L
2001	10/7/2001 at NY Giants	23-9 L
2001	10/28/2001 vs. NY Giants	35-21 W
2002	11/17/2002 at NY Giants	19-17 L
2002	12/8/2002 vs. NY Giants	27-21 L
2003	9/21/2003 vs. NY Giants	24-21 [OT] L
2003	12/7/2003 at NY Giants	20-7 W
2004	9/19/2004 at NY Giants	20-14 L
2004	12/5/2004 vs. NY Giants	31-7 W
2005	10/30/2005 at NY Giants	36-0 W
2005	12/24/2005 vs. NY Giants	35-20 W
2006	10/8/2006 at NY Giants	19-3 L
2006	12/30/2006 vs. NY Giants	34-28 L
2007	9/23/2007 vs. NY Giants	24-17 L
2007	12/16/2007 at NY Giants	22-10 W
2008	9/4/2008 at NY Giants	16-7 L
2008	11/30/2008 vs. NY Giants	23-7 L
2009	9/13/2009 at NY Giants	23-17 L
2009	12/21/2009 vs. NY Giants	45-12 L
2010	12/5/2010 at NY Giants	31-7 L
2010	1/2/2011 vs. NY Giants	17-14 L

SERIES HISTORIES

2011	9/11/2011	vs. NY Giants	28-14 W
2011	12/18/2011	at NY Giants	23-10 W
2012	10/21/2012	at NY Giants	27-23 L
2012	9/23/2012	vs. NY Giants	17-16 W
2013	12/1/2013	vs. NY Giants	24-17 L
2013	12/29/2013	at NY Giants	20-6 L
2014	9/25/2014	vs. NY Giants	45-14 L
2014	12/14/2014	at NY Giants	24-13 L
2015	9/24/2015	at NY Giants	32-21 L
2015	11/29/2015	vs. NY Giants	20-14 W
2016	9/25/2016	vs. NY Giants	29-27 W
2016	1/1/2017	vs. NY Giants	19-10 L

NY JETS



Redskins lead overall series, 8-3
Cumulative score: Redskins 248, Jets 192

YEAR	DATE	GAME	RESULT
1972	11/5/1972	at NY Jets	35-17 W
1976	12/5/1976	at NY Jets	37-16 W
1978	9/24/1978	vs. NY Jets	23-3 W
1987	10/25/1987	vs. NY Jets	17-16 W
1993	12/11/1993	vs. NY Jets	3-0 L
1996	9/29/1996	vs. NY Jets	31-16 W
1999	9/26/1999	at NY Jets	27-20 W
2003	9/4/2003	vs. NY Jets	16-13 W
2007	11/4/2007	at NY Jets	23-20 [OT] W
2011	12/4/2011	vs. NY Jets	34-19 L
2015	10/18/2015	at NY Jets	34-20 L

OAKLAND



Redskins trail overall series, 5-8
Cumulative score: Redskins 272, Raiders 303

YEAR	DATE	GAME	RESULT
1970	10/19/1970	at Oakland	34-20 L
1975	11/23/1975	vs. Oakland	26-23 [OT] L
1980	9/21/1980	at Oakland	24-21 L
1983	10/2/1983	vs. Los Angeles	37-35 W
1983	1/22/1984	vs. Los Angeles	38-9 L*
1986	9/14/1986	vs. Los Angeles	10-6 W
1989	10/29/1989	at Los Angeles	37-24 L
1992	12/26/1992	vs. Los Angeles	21-20 W
1995	9/10/1995	vs. Oakland	20-8 L
1998	11/29/1998	at Oakland	29-19 W
2005	11/20/2005	vs. Oakland	16-13 L
2009	12/13/2009	at Oakland	34-13 W
2013	9/29/2013	at Oakland	24-14 W

PHILADELPHIA



Redskins lead overall series, 86-73-5
Cumulative score: Redskins 3,274, Eagles 3,408

YEAR	DATE	GAME	RESULT
1934	10/21/1934	vs. Philadelphia	6-0 W
1934	11/18/1934	at Philadelphia	14-7 W
1935	11/3/1935	vs. Philadelphia	7-6 L
1936	9/20/1936	at Philadelphia	26-3 W
1936	10/18/1936	vs. Philadelphia	17-7 W
1937	10/10/1937	vs. Philadelphia	14-0 L
1937	10/24/1937	at Philadelphia	10-7 W
1938	9/11/1938	at Philadelphia	26-23 W
1938	10/23/1938	vs. Philadelphia	20-14 W
1939	9/17/1939	at Philadelphia	7-0 W
1939	11/5/1939	vs. Philadelphia	7-6 W
1940	10/20/1940	at Philadelphia	34-17 W

1940	12/1/1940	vs. Philadelphia	13-6 W
1941	10/19/1941	at Philadelphia	21-17 W
1941	12/7/1941	vs. Philadelphia	20-14 W
1942	10/4/1942	at Philadelphia	14-10 W
1942	11/1/1942	vs. Philadelphia	30-27 W
1944	10/8/1944	at Philadelphia	31-31
1944	11/19/1944	vs. Philadelphia	37-7 L
1945	10/21/1945	vs. Philadelphia	24-14 W
1945	11/25/1945	at Philadelphia	16-0 L
1946	10/27/1946	vs. Philadelphia	28-24 L
1946	11/24/1946	at Philadelphia	27-10 W
1947	9/28/1947	at Philadelphia	45-42 L
1947	11/2/1947	vs. Philadelphia	38-14 L
1948	10/17/1948	vs. Philadelphia	45-0 L
1948	11/21/1948	at Philadelphia	42-21 L
1949	10/23/1949	at Philadelphia	49-14 L
1949	11/13/1949	vs. Philadelphia	44-21 L
1950	10/29/1950	at Philadelphia	35-3 L
1950	11/12/1950	vs. Philadelphia	33-0 L
1951	10/28/1951	at Philadelphia	27-23 W
1951	12/2/1951	vs. Philadelphia	35-21 L
1952	11/9/1952	at Philadelphia	38-20 W
1952	12/14/1952	vs. Philadelphia	27-21 W
1953	10/2/1953	at Philadelphia	21-21
1953	12/6/1953	vs. Philadelphia	10-0 W
1954	10/17/1954	vs. Philadelphia	49-21 L
1954	11/28/1954	at Philadelphia	41-33 L
1955	10/1/1955	at Philadelphia	31-30 W
1955	11/6/1955	vs. Philadelphia	34-21 W
1956	10/6/1956	at Philadelphia	13-9 L
1956	12/9/1956	vs. Philadelphia	19-17 W
1957	11/24/1957	at Philadelphia	21-12 L
1957	12/8/1957	vs. Philadelphia	42-7 W
1958	9/28/1958	at Philadelphia	24-14 W
1958	12/14/1958	vs. Philadelphia	20-0 W
1959	11/1/1959	at Philadelphia	30-23 L
1959	12/6/1959	vs. Philadelphia	34-14 L
1960	11/13/1960	at Philadelphia	19-13 L
1960	12/18/1960	vs. Philadelphia	38-28 L
1961	9/24/1961	at Philadelphia	14-7 L
1961	10/29/1961	vs. Philadelphia	27-24 L
1962	10/21/1962	at Philadelphia	27-21 W
1962	12/2/1962	vs. Philadelphia	37-14 L
1963	10/13/1963	vs. Philadelphia	37-24 L
1963	11/24/1963	at Philadelphia	13-10 W
1964	10/11/1964	vs. Philadelphia	35-20 W
1964	11/1/1964	at Philadelphia	21-10 W
1965	10/31/1965	vs. Philadelphia	23-21 W
1965	11/14/1965	at Philadelphia	21-14 L
1966	10/30/1966	at Philadelphia	27-13 W
1966	12/18/1966	vs. Philadelphia	37-28 L
1967	9/17/1967	at Philadelphia	35-24 L
1967	12/3/1967	vs. Philadelphia	35-35
1968	10/6/1968	vs. Philadelphia	17-14 W
1968	11/10/1968	at Philadelphia	16-10 W
1969	11/9/1969	vs. Philadelphia	28-28
1969	12/7/1969	at Philadelphia	34-29 W
1970	10/4/1970	at Philadelphia	33-21 W
1970	12/13/1970	vs. Philadelphia	24-6 W
1971	11/7/1971	vs. Philadelphia	7-7
1971	11/28/1971	at Philadelphia	20-13 W
1972	10/8/1972	vs. Philadelphia	14-0 W
1972	12/3/1972	at Philadelphia	23-7 W
1973	9/30/1973	at Philadelphia	28-7 W
1973	12/16/1973	vs. Philadelphia	38-20 W
1974	11/10/1974	at Philadelphia	27-20 W
1974	11/24/1974	vs. Philadelphia	26-7 W
1975	10/5/1975	at Philadelphia	26-10 L
1975	12/21/1975	vs. Philadelphia	26-3 L
1976	9/27/1976	at Philadelphia	20-17 [OT] W
1976	11/28/1976	vs. Philadelphia	24-0 W
1977	10/30/1977	vs. Philadelphia	23-17 W
1977	11/13/1977	at Philadelphia	17-14 W
1978	9/10/1978	vs. Philadelphia	35-30 W
1978	10/15/1978	at Philadelphia	17-10 L

1979	10/7/1979	at Philadelphia	28-17 L
1979	10/21/1979	vs. Philadelphia	17-7 W
1980	10/5/1980	at Philadelphia	24-14 L
1980	11/16/1980	vs. Philadelphia	24-0 L
1981	9/27/1981	at Philadelphia	36-13 W
1981	12/6/1981	vs. Philadelphia	15-13 W
1982	9/12/1982	at Philadelphia	37-34 [OT] W
1982	11/28/1982	vs. Philadelphia	13-9 W
1983	9/1/1983	at Philadelphia	23-13 W
1983	11/27/1983	vs. Philadelphia	28-24 W
1984	9/30/1984	vs. Philadelphia	20-0 W
1984	11/18/1984	at Philadelphia	16-10 W
1985	9/22/1985	vs. Philadelphia	19-6 L
1985	12/8/1985	at Philadelphia	17-12 W
1986	9/7/1986	vs. Philadelphia	41-14 W
1986	12/21/1986	at Philadelphia	21-14 W
1987	9/13/1987	vs. Philadelphia	34-24 W
1987	11/8/1987	at Philadelphia	31-27 L
1988	9/18/1988	vs. Philadelphia	17-10 W
1988	12/4/1988	at Philadelphia	20-19 W
1989	9/12/1989	vs. Philadelphia	42-37 L
1989	11/17/1989	at Philadelphia	10-3 W
1990	10/21/1990	vs. Philadelphia	13-7 W
1990	11/12/1990	at Philadelphia	28-14 W
1990	1/5/1991	at Philadelphia	20-6 W*
1991	9/30/1991	vs. Philadelphia	23-0 W
1991	12/22/1991	at Philadelphia	24-22 L
1992	10/18/1992	vs. Philadelphia	16-12 W
1992	12/20/1992	at Philadelphia	17-13 L
1993	9/19/1993	at Philadelphia	34-31 L
1993	11/28/1993	vs. Philadelphia	17-14 L
1994	10/9/1994	at Philadelphia	21-17 L
1994	10/30/1994	vs. Philadelphia	31-29 W
1995	10/8/1995	at Philadelphia	37-34 [OT] L
1995	11/26/1995	vs. Philadelphia	14-7 L
1996	9/1/1996	vs. Philadelphia	17-14 L
1996	11/17/1996	at Philadelphia	26-21 W
1997	10/5/1997	at Philadelphia	24-10 L
1997	12/21/1997	vs. Philadelphia	35-32 W
1998	10/11/1998	at Philadelphia	17-12 L
1998	11/15/1998	vs. Philadelphia	28-3 W
1999	11/14/1999	at Philadelphia	35-28 L
1999	11/28/1999	vs. Philadelphia	20-17 [OT] W
2000	10/8/2000	at Philadelphia	17-14 W
2000	11/26/2000	vs. Philadelphia	23-20 W
2001	11/25/2001	at Philadelphia	13-3 W
2001	12/16/2001	vs. Philadelphia	20-6 L
2002	9/16/2002	vs. Philadelphia	37-7 L
2002	12/15/2002	at Philadelphia	34-21 L
2003	10/5/2003	at Philadelphia	27-25 L
2003	12/27/2003	vs. Philadelphia	31-7 L
2004	11/21/2004	at Philadelphia	28-6 L
2004	12/12/2004	vs. Philadelphia	17-14 L
2005	11/6/2005	vs. Philadelphia	17-10 W
2005	1/1/2006	at Philadelphia	31-20 W
2006	11/12/2006	at Philadelphia	27-3 L
2006	12/10/2006	vs. Philadelphia	21-19 W
2007	9/17/2007	at Philadelphia	20-12 W
2007	11/11/2007	vs. Philadelphia	33-25 L
2008	10/5/2008	at Philadelphia	23-17 W
2008	12/21/2008	vs. Philadelphia	10-3 W
2009	10/26/2009	vs. Philadelphia	27-17 W
2009	11/29/2009	at Philadelphia	27-24 L
2010	10/3/2010	at Philadelphia	17-12 W
2010	11/15/2010	vs. Philadelphia	59-28 W
2011	10/16/2011	vs. Philadelphia	20-13 L
2011	1/1/2012	at Philadelphia	34-10 L
2012	11/18/2012	vs. Philadelphia	31-6 W
2012	12/23/2012	at Philadelphia	27-20 W
2013	9/9/2013	vs. Philadelphia	33-27 L
2013	11/17/2013	at Philadelphia	24-16 L
2014	9/21/2014	at Philadelphia	37-34 L
2014	12/20/2014	vs. Philadelphia	27-24 W
2015	10/4/2015	vs. Philadelphia	23-20 W
2015	12/26/2015	at Philadelphia	38-24 W

SERIES HISTORIES

2016 10/16/2016 vs. Philadelphia 27-20 W
 2016 12/11/2016 at Philadelphia 27-22 W

PITTSBURGH



Redskins lead overall series, 42-33-3
 Cumulative score: Redskins 1,447, Steelers 1,259

YEAR	DATE	GAME	RESULT
1933	10/14/1933 at Pittsburgh 21-6 W
1933	10/29/1933 vs. Pittsburgh 16-14 L
1934	9/16/1934 at Pittsburgh 7-0 W
1934	10/14/1934 vs. Pittsburgh 39-0 W
1935	10/27/1935 at Pittsburgh 6-0 L
1935	12/1/1935 vs. Pittsburgh 13-3 W
1936	9/13/1936 at Pittsburgh 10-0 L
1936	11/29/1936 vs. Pittsburgh 30-0 W
1937	10/17/1937 vs. Pittsburgh 34-20 W
1937	11/14/1937 at Pittsburgh 21-13 L
1938	11/6/1938 at Pittsburgh 7-0 W
1938	11/27/1938 vs. Pittsburgh 15-0 W
1939	10/15/1939 vs. Pittsburgh 44-14 W
1939	10/22/1939 at Pittsburgh 21-14 W
1940	10/6/1940 at Pittsburgh 40-10 W
1940	11/3/1940 vs. Pittsburgh 37-10 W
1941	10/12/1941 at Pittsburgh 24-20 W
1941	11/2/1941 vs. Pittsburgh 23-3 W
1942	9/20/1942 vs. Pittsburgh 28-14 W
1942	10/25/1942 at Pittsburgh 14-0 W
1945	10/14/1945 vs. Pittsburgh 14-0 W
1945	12/2/1945 vs. Pittsburgh 24-0 W
1946	9/29/1946 vs. Pittsburgh 14-14
1946	11/3/1946 at Pittsburgh 14-7 L
1947	10/5/1947 vs. Pittsburgh 27-26 W
1947	11/9/1947 at Pittsburgh 21-14 L
1948	9/26/1948 vs. Pittsburgh 17-14 W
1948	10/10/1948 at Pittsburgh 10-7 L
1949	10/3/1949 at Pittsburgh 27-14 W
1949	11/6/1949 vs. Pittsburgh 27-14 W
1950	10/1/1950 vs. Pittsburgh 26-7 L
1950	12/3/1950 at Pittsburgh 24-7 W
1951	11/18/1951 at Pittsburgh 22-7 W
1951	12/16/1951 vs. Pittsburgh 20-10 L
1952	10/19/1952 at Pittsburgh 26-24 W
1952	11/2/1952 vs. Pittsburgh 24-23 L
1953	11/29/1953 at Pittsburgh 17-9 W
1953	12/13/1953 vs. Pittsburgh 14-13 W
1954	10/2/1954 at Pittsburgh 37-7 L
1954	11/14/1954 vs. Pittsburgh 17-14 W
1955	11/27/1955 at Pittsburgh 23-14 W
1955	12/11/1955 vs. Pittsburgh 29-17 W
1956	9/30/1956 at Pittsburgh 30-13 L
1956	12/16/1956 vs. Pittsburgh 23-0 L
1957	9/29/1957 at Pittsburgh 29-7 L
1957	12/15/1957 vs. Pittsburgh 10-3 W
1958	11/2/1958 at Pittsburgh 24-16 L
1958	12/7/1958 vs. Pittsburgh 14-14
1959	10/4/1959 at Pittsburgh 23-17 W
1959	10/18/1959 vs. Pittsburgh 27-6 L
1960	10/23/1960 vs. Pittsburgh 27-27
1960	11/27/1960 at Pittsburgh 22-10 L
1961	10/15/1961 at Pittsburgh 20-0 L
1961	12/10/1961 vs. Pittsburgh 30-14 L
1962	11/18/1962 at Pittsburgh 23-21 L
1962	12/16/1962 vs. Pittsburgh 27-24 L
1963	10/20/1963 at Pittsburgh 38-27 W
1963	11/17/1963 vs. Pittsburgh 34-28 L
1964	11/15/1964 at Pittsburgh 30-0 W
1964	12/6/1964 vs. Pittsburgh 14-7 L
1965	11/21/1965 at Pittsburgh 31-3 W
1965	12/19/1965 vs. Pittsburgh 35-14 W
1966	9/25/1966 at Pittsburgh 33-27 W
1966	10/2/1966 vs. Pittsburgh 24-10 W

1967 12/10/1967 at Pittsburgh 15-10 W
 1968 10/13/1968 vs. Pittsburgh 16-13 W
 1969 10/26/1969 at Pittsburgh 14-7 W
 1973 11/5/1973 at Pittsburgh 21-16 L
 1979 11/4/1979 at Pittsburgh 38-7 L
 1985 11/24/1985 at Pittsburgh 30-23 W
 1988 9/11/1988 vs. Pittsburgh 30-29 W
 1991 11/17/1991 at Pittsburgh 41-14 W
 1997 9/7/1997 at Pittsburgh 14-13 L
 2000 12/16/2000 at Pittsburgh 24-3 L
 2004 11/28/2004 at Pittsburgh 16-7 L
 2008 11/3/2008 vs. Pittsburgh 23-6 L
 2012 10/28/2012 at Pittsburgh 27-12 L
 2016 9/12/2016 vs. Pittsburgh 38-16 L

SAN FRANCISCO



Redskins trail overall series, 10-20-1
 Cumulative score: Redskins 581, 49ers 748

YEAR	DATE	GAME	RESULT
1952	11/16/1952 vs. San Francisco 23-17 L
1954	9/26/1954 at San Francisco 41-7 L
1955	11/13/1955 vs. San Francisco 7-0 W
1961	9/17/1961 at San Francisco 35-3 L
1967	11/12/1967 vs. San Francisco 31-28 W
1969	10/5/1969 at San Francisco 17-17
1970	9/20/1970 at San Francisco 26-17 L
1971	12/26/1971 at San Francisco 24-20 L*
1973	11/11/1973 vs. San Francisco 33-9 W
1976	11/7/1976 at San Francisco 24-21 W
1978	10/29/1978 vs. San Francisco 38-20 W
1981	10/4/1981 vs. San Francisco 30-17 L
1983	11/8/1984 vs. San Francisco 31-28 W*
1984	9/10/1984 at San Francisco 37-31 L
1985	12/1/1985 vs. San Francisco 35-8 W
1986	11/17/1986 vs. San Francisco 14-6 W
1988	11/21/1988 at San Francisco 37-21 L
1990	9/16/1990 at San Francisco 26-13 L
1990	1/12/1991 at San Francisco 28-10 L*
1992	1/9/1993 at San Francisco 20-13 L*
1994	11/6/1994 vs. San Francisco 37-22 L
1996	11/24/1996 vs. San Francisco 19-16 [OT] L
1998	9/14/1998 vs. San Francisco 45-10 W
1999	12/26/1999 at San Francisco 26-20 [OT] W
2002	9/22/2002 at San Francisco 20-10 L
2004	12/18/2004 at San Francisco 26-16 W
2005	10/23/2005 vs. San Francisco 52-17 W
2008	12/28/2008 at San Francisco 27-24 L
2011	11/6/2011 vs. San Francisco 19-11 L
2013	11/25/2013 vs. San Francisco 27-6 W
2014	11/23/2014 at San Francisco 17-13 L

SEATTLE



Redskins lead overall series, 11-8
 Cumulative score: Redskins 349, Seahawks 328

YEAR	DATE	GAME	RESULT
1976	9/19/1976 vs. Seattle 31-7 W
1980	9/28/1980 vs. Seattle 14-0 L
1983	9/25/1983 at Seattle 27-17 W
1986	9/28/1986 vs. Seattle 19-14 W
1989	12/23/1989 at Seattle 29-0 W
1992	11/8/1992 at Seattle 16-3 W
1994	9/4/1994 vs. Seattle 28-7 L
1995	11/19/1995 vs. Seattle 27-20 L
1998	9/20/1998 at Seattle 24-14 L
2001	11/4/2001 vs. Seattle 27-14 W
2002	11/3/2002 at Seattle 14-3 W
2003	11/9/2003 vs. Seattle 27-20 W

2005 10/2/2005 vs. Seattle 20-17 [OT] W
 2005 1/14/2006 at Seattle 20-10 L*
 2007 1/5/2008 at Seattle 35-14 L*
 2008 11/23/2008 at Seattle 20-17 W
 2011 11/27/2011 at Seattle 23-17 W
 2012 1/6/2013 vs. Seattle 24-14 L*
 2014 10/6/2014 vs. Seattle 27-17 L

TAMPA BAY



Overall series is tied, 11-11
 Cumulative score: Redskins 395, Buccaneers 425

YEAR	DATE	GAME	RESULT
1977	10/9/1977 at Tampa Bay 10-0 W
1982	9/19/1982 at Tampa Bay 21-13 W
1989	10/22/1989 vs. Tampa Bay 32-28 W
1993	12/5/1993 at Tampa Bay 23-17 W
1994	12/4/1994 at Tampa Bay 26-21 L
1994	12/18/1994 vs. Tampa Bay 17-14 L
1995	9/24/1995 at Tampa Bay 14-6 L
1996	12/8/1996 at Tampa Bay 24-10 L
1998	12/19/1998 vs. Tampa Bay 20-16 W
1999	1/15/2000 at Tampa Bay 14-13 L*
2000	10/1/2000 vs. Tampa Bay 20-17 [OT] W
2003	10/12/2003 vs. Tampa Bay 35-13 L
2004	9/12/2004 vs. Tampa Bay 16-10 W
2005	11/13/2005 at Tampa Bay 36-35 L
2005	1/7/2006 at Tampa Bay 17-10 W*
2006	11/19/2006 at Tampa Bay 20-17 L
2007	11/25/2007 at Tampa Bay 19-13 W
2009	10/4/2009 vs. Tampa Bay 16-13 W
2010	12/12/2010 vs. Tampa Bay 17-16 L
2012	9/30/2012 at Tampa Bay 24-22 W
2014	11/16/2014 vs. Tampa Bay 27-7 L
2015	10/25/2015 vs. Tampa Bay 31-30 W

TENNESSEE



Overall series is tied, 6-6
 Cumulative score: Redskins 234, Titans 249

YEAR	DATE	GAME	RESULT
1971	10/10/1971 vs. Houston 22-13 W
1975	10/19/1975 vs. Houston 13-10 L
1979	9/2/1979 vs. Houston 29-27 L
1985	9/15/1985 vs. Houston 16-13 W
1988	10/30/1988 vs. Houston 41-17 L
1991	11/3/1991 vs. Houston 16-13 [OT] W
1997	10/19/1997 at Tennessee 28-14 W
2000	10/30/2000 vs. Tennessee 27-21 L
2002	10/6/2002 at Tennessee 31-14 W
2006	10/15/2006 vs. Tennessee 25-22 L
2010	11/21/2010 at Tennessee 19-16 [OT] W
2014	10/19/2014 vs. Tennessee 19-17 W

SERIES HISTORIES

ALL GAMES

ACTIVE FRANCHISES	OVERALL				REGULAR SEASON				POSTSEASON		
	W	L	T	G	W	L	T	G	W	L	G
49ers	10	20	1	31	9	17	1	27	1	3	4
Bears	26	23	1	50	22	20	1	43	4	3	7
Bengals	4	5	1	10	4	5	1	10	0	0	0
Bills	6	8	0	14	5	8	0	13	1	0	1
Broncos	6	7	0	13	5	7	0	12	1	0	1
Browns	12	33	1	46	12	33	1	46	0	0	0
Buccaneers	11	11	0	22	10	10	0	20	1	1	2
Cardinals [CHI/STL/PHX/ARI]	74	46	2	122	74	46	2	122	0	0	0
Chargers	7	3	0	10	7	3	0	10	0	0	0
Chiefs	1	8	0	9	1	8	0	9	0	0	0
Colts [BAL/IND]	10	20	0	30	10	20	0	30	0	0	0
Cowboys	44	68	2	114	42	68	2	112	2	0	2
Dolphins	5	9	0	14	4	8	0	12	1	1	2
Eagles	86	73	5	164	85	73	5	163	1	0	1
Falcons	15	9	1	25	14	9	1	24	1	0	1
Giants	67	99	4	170	66	98	4	168	1	1	2
Jaguars	5	1	0	6	5	1	0	6	0	0	0
Jets	8	3	0	11	8	3	0	11	0	0	0
Oilers/Titans [HOU/TEN]	6	6	0	12	6	6	0	12	0	0	0
Packers	15	20	1	36	14	18	1	33	1	2	3
Panthers	7	6	0	13	7	6	0	13	0	0	0
Patriots	6	4	0	10	6	4	0	10	0	0	0
Raiders [LA/DAK]	5	8	0	13	5	7	0	12	0	1	1
Rams [CLE/LA/STL]	25	13	1	39	23	11	1	35	2	2	4
Ravens	3	3	0	6	3	3	0	6	0	0	0
Saints	17	8	0	25	17	8	0	25	0	0	0
Seahawks	11	8	0	19	11	5	0	16	0	3	3
Spartans/Lions [Portsmouth/DET]	30	14	0	44	27	14	0	41	3	0	3
Steelers	42	33	3	78	42	33	3	78	0	0	0
Texans	2	2	0	4	2	2	0	4	0	0	0
Vikings	13	12	0	25	10	10	0	20	3	2	5

DEFUNCT/COMBINED FRANCHISES	OVERALL				REGULAR SEASON				POSTSEASON		
	W	L	T	G	W	L	T	G	W	L	G
Baltimore Colts [1949-50]	2	0	0	2	2	0	0	2	0	0	0
Boston Yanks/New York Bulldogs	9	2	1	12	9	2	1	12	0	0	0
Brooklyn Dodgers/Tigers	17	5	3	25	17	5	3	25	0	0	0
Chi-Pitt Cards/Steelers	1	0	0	1	1	0	0	1	0	0	0
Phil-Pitt Steagles	0	1	1	2	0	1	1	2	0	0	0
Staten Island Stapletons	1	0	0	1	1	0	0	1	0	0	0

SERIES HISTORIES

HOME GAMES

ACTIVE FRANCHISES	OVERALL				REGULAR SEASON				POSTSEASON		
	W	L	T	G	W	L	T	G	W	L	G
49ers	7	8	0	15	6	8	0	14	1	0	1
Bears	14	12	1	27	13	10	1	24	1	2	3
Bengals	3	2	0	5	3	2	0	5	0	0	0
Bills	3	3	0	6	3	3	0	6	0	0	0
Broncos	3	2	0	5	3	2	0	5	0	0	0
Browns	5	16	1	22	5	16	1	22	0	0	0
Buccaneers	6	4	0	10	6	4	0	10	0	0	0
Cardinals [CHI/STL/PHX/ARI]	47	20	0	67	47	20	0	67	0	0	0
Chargers	5	1	0	6	5	1	0	6	0	0	0
Chiefs	1	4	0	5	1	4	0	5	0	0	0
Colts [BAL/IND]	7	6	0	13	7	6	0	13	0	0	0
Cowboys	28	31	0	59	26	31	0	57	2	0	2
Dolphins	4	3	0	7	4	3	0	7	0	0	0
Eagles	44	35	3	82	44	35	3	82	0	0	0
Falcons	10	3	0	13	9	3	0	12	1	0	1
Giants	38	45	2	85	38	45	2	85	0	0	0
Jaguars	3	0	0	3	3	0	0	3	0	0	0
Jets	4	2	0	6	4	2	0	6	0	0	0
Oilers/Titans [HOU/TEN]	4	3	0	7	4	3	0	7	0	0	0
Packers	10	8	0	18	9	7	0	16	1	1	2
Panthers	5	2	0	7	5	2	0	7	0	0	0
Patriots	2	1	0	3	2	1	0	3	0	0	0
Raiders [LA/DAK]	2	4	0	6	2	4	0	6	0	0	0
Rams [CLE/LA/STL]	12	6	0	18	10	6	0	16	2	0	2
Ravens	2	2	0	4	2	2	0	4	0	0	0
Saints	8	5	0	13	8	5	0	13	0	0	0
Seahawks	5	5	0	10	5	4	0	9	0	1	1
Spartans/Lions [Portsmouth/DET]	21	3	0	24	18	3	0	21	3	0	3
Steelers	20	13	3	36	20	13	3	36	0	0	0
Texans	1	1	0	2	1	1	0	2	0	0	0
Vikings	7	6	0	13	5	6	0	11	2	0	2

DEFUNCT/COMBINED FRANCHISES	OVERALL				REGULAR SEASON				POSTSEASON		
	W	L	T	G	W	L	T	G	W	L	G
Baltimore Colts [1949-50]	1	0	0	1	1	0	0	1	0	0	0
Boston Yanks/New York Bulldogs	6	0	0	6	6	0	0	6	0	0	0
Brooklyn Dodgers/Tigers	10	1	1	12	10	1	1	12	0	0	0
Chi-Pitt Cards/Steelers	1	0	0	1	1	0	0	1	0	0	0
Phil-Pitt Steagles	0	1	0	1	0	1	0	1	0	0	0
Staten Island Stapletons	1	0	0	1	1	0	0	1	0	0	0

SERIES HISTORIES

AWAY GAMES

ACTIVE FRANCHISES	OVERALL				REGULAR SEASON				POSTSEASON		
	W	L	T	G	W	L	T	G	W	L	G
49ers	3	12	1	16	3	9	1	13	0	3	3
Bears	12	11	0	23	9	10	0	19	3	1	4
Bengals	1	3	1	5	1	3	1	5	0	0	0
Bills	2	5	0	7	2	5	0	7	0	0	0
Broncos	2	5	0	7	2	5	0	7	0	0	0
Browns	7	17	0	24	7	17	0	24	0	0	0
Buccaneers	5	7	0	12	4	6	0	10	1	1	2
Cardinals [CHI/STL/PHX/ARI]	27	26	2	55	27	26	2	55	0	0	0
Chargers	2	2	0	4	2	2	0	4	0	0	0
Chiefs	0	4	0	4	0	4	0	4	0	0	0
Colts [BAL/IND]	3	14	0	17	3	14	0	17	0	0	0
Cowboys	16	37	2	55	16	37	2	55	0	0	0
Dolphins	0	5	0	5	0	5	0	5	0	0	0
Eagles	42	38	2	82	41	38	2	81	1	0	1
Falcons	5	6	1	12	5	6	1	12	0	0	0
Giants	29	54	2	85	28	53	2	83	1	1	2
Jaguars	2	1	0	3	2	1	0	3	0	0	0
Jets	4	1	0	5	4	1	0	5	0	0	0
Oilers/Titans [HOU/TEN]	2	3	0	5	2	3	0	5	0	0	0
Packers	5	11	1	17	5	11	1	17	0	0	0
Panthers	2	4	0	6	2	4	0	6	0	0	0
Patriots	4	3	0	7	4	3	0	7	0	0	0
Raiders [LA/DAK]	3	3	0	6	3	3	0	6	0	0	0
Rams [CLE/LA/STL]	13	7	1	21	13	5	1	19	0	2	2
Ravens	1	1	0	2	1	1	0	2	0	0	0
Saints	9	3	0	12	9	3	0	12	0	0	0
Seahawks	6	3	0	9	6	1	0	7	0	2	2
Spartans/Lions [Portsmouth/DET]	9	11	0	20	9	11	0	20	0	0	0
Steelers	22	20	0	42	22	20	0	42	0	0	0
Texans	1	1	0	2	1	1	0	2	0	0	0
Vikings	6	6	0	12	5	4	0	9	1	2	3

DEFUNCT/COMBINED FRANCHISES	OVERALL				REGULAR SEASON				POSTSEASON		
	W	L	T	G	W	L	T	G	W	L	G
Baltimore Colts [1949-50]	1	0	0	1	1	0	0	1	0	0	0
Boston Yanks/New York Bulldogs	3	2	1	6	3	2	1	6	0	0	0
Brooklyn Dodgers/Tigers	7	4	2	13	7	4	2	13	0	0	0
Chi-Pitt Cards/Steelers	0	0	0	0	0	0	0	0	0	0	0
Phil-Pitt Steagles	0	0	1	1	0	0	1	1	0	0	0
Staten Island Stapletons	0	0	0	0	0	0	0	0	0	0	0

STARTING QBs BY DECADE (SINCE 1960)

RECORD AS REDSKINS' STARTING QUARTERBACK (REGULAR SEASON ONLY)

1960s

PLAYER	1960	1961	1962	1963	1964	1965	1966	1967	1968	1969	TOTAL
Ralph Guglielmi	1-8-2										1-8-2
Eagle Day	0-1										0-1
Norm Snead		1-12-1	5-7-2	3-11							9-30-3
Dick Shiner						0-1					0-1
Jim Ninowski									1-1		1-1
Sonny Jurgensen					6-8	6-7	7-7	5-6-3	4-8	7-5-2	35-41-5 [^] 52-51-5 [*]
PLAYER	1-9-2	1-12-1	5-7-2	3-11	6-8	6-8	7-7	5-6-3	5-9	7-5-2	

[^]Decade Record // ^{*}Career Record

1970s

PLAYER	1970	1971	1972	1973	1974	1975	1976	1977	1978	1979	TOTAL
Sonny Jurgensen	6-8	1-0	4-0	3-1	3-1						17-10 [^] 52-51-5 [*]
Billy Kilmer		8-4-1	7-3	7-3	7-3	8-4	7-2	5-3	1-1		50-23-1
Randy Johnson						0-2					0-2
Joe Theismann							3-2	4-2	7-7	10-6	24-17 [^] 77-47 [*]
PLAYER	6-8	9-4-1	11-3	10-4	10-4	8-6	10-4	9-5	8-8	10-6	

[^]Decade Record // ^{*}Career Record

1980s

PLAYER	1980	1981	1982	1983	1984	1985	1986	1987	1988	1989	TOTAL
Joe Theismann	6-9	8-8	8-1	14-2	11-5	6-5					53-30 [^] 77-47 [*]
Mike Kruczek	0-1										0-1
Jay Schroeder						4-1	12-4	8-2			24-7
Doug Williams								0-2	4-6	1-1	5-9
Ed Rubbert								3-0			3-0
Mark Rypien									3-3	9-5	12-8 [^] 45-27 [*]
PLAYER	6-10	8-8	8-1	14-2	11-5	10-6	12-4	11-4	7-9	10-6	

[^]Decade Record // ^{*}Career Record

STARTING QBs BY DECADE (SINCE 1960)

1990s

PLAYER	1990	1991	1992	1993	1994	1995	1996	1997	1998	1999	TOTAL
Mark Rypien	7-3	14-2	9-7	3-7							33-19 [^] 45-27*
Jeff Rutledge	0-1										0-1
Stan Humphries	3-2										3-2
Rich Gannon				1-3							1-3
Cary Conklin				0-2							0-2
Heath Shuler					1-7	3-2					4-9
John Friesz					1-3						1-3
Gus Frerotte					1-3	3-8	9-7	6-6-1	0-2		19-26-1
Jeff Hostetler								2-1			2-1
Trent Green									6-8		6-8
Brad Johnson										10-6	10-6 [^] 17-10*
PLAYER	10-6	14-2	9-7	4-12	3-13	6-10	9-7	8-7-1	6-10	10-6	

[^]Decade Record // *Career Record

2000s

PLAYER	2000	2001	2002	2003	2004	2005	2006	2007	2008	2009	TOTAL
Brad Johnson	7-4										7-4 [^] 17-10*
Jeff George	1-4	0-2									1-6
Tony Banks		8-6									8-6
Danny Wuerffel			2-2								2-2
Shane Matthews			3-4								3-4
Patrick Ramsey			2-3	4-7	3-4	1-0					10-14
Tim Hasselbeck				1-4							1-4
Mark Brunell					3-6	9-6	3-6				15-18
Jason Campbell							2-5	6-7	8-8	4-12	20-32
Todd Collins								3-0			3-0
PLAYER	8-8	8-8	7-9	5-11	6-10	10-6	5-11	9-7	8-8	4-12	

[^]Decade Record // *Career Record

2010s

PLAYER	2010	2011	2012	2013	2014	2015	2016				TOTAL
Donovan McNabb	5-8										5-8
Rex Grossman	1-2	5-8									6-10
John Beck		0-3									0-3
Robert Griffin III			9-6	3-10	2-5						14-21
Kirk Cousins			1-0	0-3	1-4	9-7	8-7-1				19-21-1
Colt McCoy					1-3						1-3
PLAYER	6-10	5-11	10-6	3-13	4-12	9-7	8-7-1				

TITLES, GAMES AND ATTENDANCE

TITLES

DIVISION (15): 1936, 1937, 1940, 1942, 1943, 1945, 1972, 1982, 1983, 1984, 1987, 1991, 1999, 2012, 2015
NFC (5):	1972 Defeated Cowboys 26-3, Dec. 31, 1972 [at RFK] 1982 Defeated Cowboys 31-17, Jan. 22, 1983 [at RFK] 1983 Defeated 49ers 24-21, Jan. 8, 1984 [at RFK] 1987 Defeated Vikings 17-10, Jan. 17, 1988 [at RFK] 1991 Defeated Lions 41-10, Jan. 12, 1992 [at RFK]
CHAMPIONSHIPS (5):	1937 (8-3 record) Defeated Bears 28-21, in title game 1942 (10-1 record) Defeated Bears 14-6, in title game 1982 Defeated Dolphins 27-17 in Super Bowl XVII 1987 Defeated Broncos 42-10 in Super Bowl XXII 1991 Defeated Bills 37-24 in Super Bowl XXVI
PLAYOFF BERTHS (24): 1936, 1937, 1940, 1942, 1943, 1945, 1971, 1972, 1973, 1974, 1976, 1982, 1983, 1984, 1986, 1987, 1990, 1991, 1992, 1999, 2005, 2007, 2012, 2015

GAMES

Regular Season Record (1932-2015):	586-572-28 (.506)
Playoff Record (1932-2015):	23-19 (.548)
Most Victories, Season:	1991 - 17 (14-2 regular season, 3-0 playoffs, 17-2 overall)
Best Winning Pct., Season:	1982 - .923 (8-1 regular season, 4-0 playoffs, 12-1 overall)
Worst Winning Pct., Season:	1961 - .077 (1-12-1 regular season)
Most Consecutive Victories:	14 (10/04/42 - 11/07/43)
Most Consecutive Games Without Defeat:	17 (10/04/42 - 11/28/43) — 16 wins, no losses, one tie
Most Consecutive Losses:	17 (10/30/60 - 11/19/61)
Most Consecutive Games Without Victory:	23 (10/16/60 - 12/17/61) — 20 losses, 3 ties

ATTENDANCE

All-Time Attendance, Home and Away, Regular and Postseason:	63,484,699
All-Time Attendance, Home and Away, Regular Season:	61,006,737
All-Time Attendance, Home and Away, Postseason:	2,477,962
All-Time Attendance, Home Games, Regular and Postseason:	31,990,191
All-Time Attendance, Home Games, Regular Season:	31,015,672
All-Time Attendance, Home Games, Postseason:	974,519
All-Time Attendance, Road Games, Regular and Postseason:	31,061,712
All-Time Attendance, Road Games, Regular Season:	29,991,065
All-Time Attendance, Road Games, Postseason:	1,070,647
All-Time Attendance, Neutral Sites, Postseason:	432,796
Highest Attendance, Any Site:	103,667 (Jan. 30, 1983, SB XVII at the Rose Bowl)
Highest Attendance, Home Game:	90,910 (Dec. 30, 2007, vs. Dallas at FedExField)
Highest Attendance, Road Game:	93,099 (Nov. 24, 2016, at Dallas at AT&T Stadium)
Highest Home Attendance, Single Season (Total):	721,671 (2012, including one postseason game)
Highest Home Attendance, Single Season (Average):	89,625 (2005)
Highest Regular Season Home Attendance, Single Season (Total):	716,999 (2005)
Highest Regular Season Home Attendance, Single Season (Average):	89,625 (2005)

HOME STADIUM BREAKDOWN

FACILITY	G	TOTAL	AVG.	RECORD	ALL-TIME			REGULAR SEASON			POSTSEASON	
					W	L	T	W	L	T	W	L
Braves Field (1932)	6	63,500	10,583	18,000	2	3	1	2	3	1	0	0
Fenway Park (1933-36)	27	355,923	13,182	26,000	14	13	0	14	13	0	0	0
Griffith Stadium (1937-60)	145	4,119,319	28,409	47,457	81	58	6	80	57	6	1	1
RFK Stadium (1961-96)	278	14,260,098	51,295	65,454	173	102	3	162	101	3	11	1
FedExField (1997-Present)	163	13,191,351	80,929	90,910	80	82	1	79	80	1	1	2
TOTAL	619	31,990,191	51,680	90,910	350	258	11	337	254	11	13	4

TOP TENS: CAREER

GAMES PLAYED

PLAYER	YEARS	GAMES
1 Darrell Green	1983-02	295
2 Monte Coleman	1979-94	215
3 Art Monk	1980-93	205
4 Dave Butz	1975-88	203
5 Len Hauss	1964-77	196
6 Don Warren	1979-92	193
7 Chris Hanburger	1965-78	187
8 Jeff Bostic	1980-93	184
9 Mark Moseley	1974-86	182
10 Mike Bragg	1968-79	172

SCORING

PLAYER	YEARS	PTS	TD	PAT	FGM	2-PT
1 Mark Moseley	1974-86	1,206	0	417	263	0
2 Chip Lohmiller	1988-94	787	0	262	175	0
3 Charley Taylor	1964-77	540	90	0	0	0
4 John Riggins	1976-85	510	85	0	0	0
5 Curt Knight	1969-73	475	0	172	101	0
6 Art Monk	1980-93	390	65	0	0	0
7 Jerry Smith	1965-77	360	60	0	0	0
8t Gary Clark	1985-92	348	58	0	0	0
8t Hugh Taylor	1947-54	348	58	0	0	0
10 Larry Brown	1969-76	330	55	0	0	0

TOTAL TOUCHDOWNS

PLAYER	YEARS	TD
1 Charley Taylor	1964-77	90
2 John Riggins	1976-85	85
3 Art Monk	1980-93	65
4 Jerry Smith	1965-77	60
5t Gary Clark	1985-92	58
5t Hugh Taylor	1947-54	58
7 Larry Brown	1969-76	55
8 Bobby Mitchell	1962-68	53
9 Clinton Portis	2004-10	49
10t Stephen Davis	1996-02	48
10t Santana Moss	2005-14	48



RUSHING YARDS

PLAYER	YEARS	YDS	ATT	AVG	LG	TD
1 John Riggins	1976-85	7,472	1,988	3.8	66t	79
2 Clinton Portis	2004-10	6,824	1,667	4.1	78	46
3 Larry Brown	1969-76	5,875	1,530	3.8	75t	35
4 Stephen Davis	1996-02	5,790	1,383	4.2	76t	45
5 Alfred Morris	2012-15	4,713	1,078	4.4	48	29
6 Terry Allen	1995-98	4,086	1,043	3.9	49t	37
7 Earnest Byner	1989-93	3,950	990	4.0	32	25
8 Cliff Battles	1932-37	3,511	839	4.2	-	23
9 Mike Thomas	1975-78	3,359	878	3.8	34	15
10 Ladell Betts	2002-09	3,176	776	4.1	27	13

RUSHING ATTEMPTS

PLAYER	YEARS	ATT
1 John Riggins	1976-85	1,988
2 Clinton Portis	2004-10	1,667
3 Larry Brown	1969-76	1,530
4 Stephen Davis	1996-02	1,383
5 Alfred Morris	2012-15	1,078
6 Terry Allen	1995-98	1,043
7 Earnest Byner	1989-93	990
8 Mike Thomas	1975-78	878
9 Cliff Battles	1932-37	839
10 Ladell Betts	2002-09	776

RUSHING TOUCHDOWNS

PLAYER	YEARS	TD
1 John Riggins	1976-85	79
2 Clinton Portis	2004-10	46
3 Stephen Davis	1996-02	45
4 Terry Allen	1995-98	37
5 Larry Brown	1969-76	35
6 George Rogers	1985-87	31
7 Alfred Morris	2012-15	29
8 Earnest Byner	1989-93	25
9 Cliff Battles	1932-37	23
10 Don Bosseler	1957-64	22

PASSING YARDS

PLAYER	YEARS	YDS	ATT	COMP	PCT
1 Joe Theismann	1974-85	25,206	3,602	2,044	56.7
2 Sonny Jurgensen	1964-74	22,585	3,155	1,831	58.0
3 Sammy Baugh	1937-52	21,886	2,995	1,693	56.5
4 Mark Rypien	1988-93	15,928	2,207	1,244	56.4
5 Billy Kilmer	1971-78	12,352	1,791	953	53.2
6 Kirk Cousins	2012-16	12,113	1,556	1,025	65.9
7 Jason Campbell	2006-09	10,860	1,637	1,002	61.2
8 Gus Frerotte	1994-98	9,769	1,422	744	52.3
9 Norm Snead	1961-63	8,306	1,092	531	48.6
10 Robert Griffin III	2012-14	8,097	1,063	679	63.9

PASS ATTEMPTS

PLAYER	YEARS	ATT
1 Joe Theismann	1974-85	3,602
2 Sonny Jurgensen	1964-74	3,155
3 Sammy Baugh	1937-52	2,995
4 Mark Rypien	1988-93	2,207
5 Billy Kilmer	1971-78	1,791
6 Jason Campbell	2006-09	1,637
7 Kirk Cousins	2012-16	1,556
8 Gus Frerotte	1994-98	1,422
9 Eddie LeBaron	1952-59	1,104
10 Norm Snead	1961-63	1,092

TOP TENS: CAREER

PASS COMPLETIONS

PLAYER.....	YEARS.....	COMP.
1 Joe Theismann.....	1974-85.....	2,044
2 Sonny Jurgensen.....	1964-74.....	1,831
3 Sammy Baugh.....	1937-52.....	1,693
4 Mark Rypien.....	1988-93.....	1,244
5 Kirk Cousins.....	2012-16.....	1,025
6 Jason Campbell.....	2006-09.....	1,002
7 Billy Kilmer.....	1971-78.....	953
8 Gus Frerotte.....	1994-98.....	744
9 Robert Griffin III.....	2012-14.....	679
10 Brad Johnson.....	1999-00.....	544

PASSING TOUCHDOWNS

PLAYER.....	YEARS.....	TD
1 Sammy Baugh.....	1937-52.....	187
2 Sonny Jurgensen.....	1964-74.....	179
3 Joe Theismann.....	1974-85.....	160
4 Billy Kilmer.....	1971-78.....	103
5 Mark Rypien.....	1988-93.....	101
6 Kirk Cousins.....	2012-16.....	72
7 Eddie LeBaron.....	1952-59.....	59
8 Jason Campbell.....	2006-09.....	55
9 Gus Frerotte.....	1994-98.....	48
10 Norm Snead.....	1961-63.....	46

RECEIVING YARDS

PLAYER.....	YEARS.....	YDS.
1 Art Monk.....	1980-93.....	12,026
2 Charley Taylor.....	1964-77.....	9,110
3 Gary Clark.....	1985-92.....	8,742
4 Santana Moss.....	2005-14.....	7,867
5 Bobby Mitchell.....	1962-68.....	6,492
6 Ricky Sanders.....	1986-93.....	5,854
7 Jerry Smith.....	1965-77.....	5,496
8 Hugh Taylor.....	1947-54.....	5,233
9 Chris Cooley.....	2004-12.....	4,711
10 Pierre Garçon.....	2012-16.....	4,549

RECEPTIONS

PLAYER.....	YEARS.....	REC.....	YDS.....	AVG.....	LG.....	TD
1 Art Monk.....	1980-93.....	888	12,026	13.5	79t	65
2 Charley Taylor.....	1964-77.....	849	9,110	14.0	88t	79
3 Santana Moss.....	2005-14.....	581	7,867	13.5	78t	47
4 Gary Clark.....	1985-92.....	549	8,742	15.9	84t	58
5 Chris Cooley.....	2004-12.....	429	4,711	11.0	66t	33
6 Jerry Smith.....	1965-77.....	421	5,496	13.1	56	60
7 Ricky Sanders.....	1986-93.....	414	5,854	14.1	71	36
8 Bobby Mitchell.....	1962-68.....	393	6,492	16.5	99t	49
9 Pierre Garçon.....	2012-16.....	376	4,549	12.1	88t	21
10 Michael Westbrook.....	1995-01.....	277	4,280	15.5	76t	24

RECEIVING TOUCHDOWNS

PLAYER.....	YEARS.....	TD
1 Charley Taylor.....	1964-77.....	79
2 Art Monk.....	1980-93.....	65
3 Jerry Smith.....	1965-77.....	60
4t Gary Clark.....	1985-92.....	58
4t Hugh Taylor.....	1947-54.....	58
6 Bobby Mitchell.....	1962-68.....	49
7 Santana Moss.....	2005-14.....	47
8 Ricky Sanders.....	1986-93.....	36
9 Chris Cooley.....	2004-12.....	33
10 Michael Westbrook.....	1995-01.....	24



SACKS (SINCE 1982)

PLAYER.....	YEARS.....	SACKS
1 Dexter Manley.....	1981-89.....	*91
2 Charles Mann.....	1983-93.....	82
3 Ryan Kerrigan.....	2011-16.....	58.5
4 Monte Coleman.....	1979-94.....	*43.5
5 Ken Harvey.....	1994-98.....	41.5
6 Brian Drakpo.....	2009-14.....	40
7 Dave Butz.....	1975-88.....	*35.5
8 Andre Carter.....	2006-10.....	34
9 Bruce Smith.....	2000-03.....	29
10 Darryl Grant.....	1981-90.....	*27

* Incomplete Data (stat was not official until 1982)

INTERCEPTIONS

PLAYER.....	YEARS.....	INT.....	YDS.....	AVG.....	LG.....	TD
1 Darrell Green.....	1983-02.....	54	621	11.5	*83t	6
2 Brig Owens.....	1966-77.....	36	686	19.1	*60t	3
3 Sammy Baugh.....	1937-52.....	*31	*491	*15.8	*74	0
4 Mike Bass.....	1969-75.....	30	478	15.9	68t	3
5 Joe Lavender.....	1976-82.....	*29	*338	*11.7	*51t	1
6 Paul Krause.....	1964-67.....	28	333	11.9	43	1
7t Pat Fischer.....	1968-77.....	27	412	15.3	*67	1
7t Mark Murphy.....	1977-84.....	27	282	10.4	*48	0
9 Ken Houston.....	1973-80.....	24	248	10.3	*37	0
10 DeAngelo Hall.....	2008-13.....	23	369	16.0	92t	3

FIELD GOAL PCT. (MIN. 50 ATT.)

PLAYER.....	YEARS.....	PCT.
1 Kai Forbath.....	2012-15.....	87.0 (60-69)
2 Dustin Hopkins.....	2015-16.....	84.3 (59-70)
3 Shaun Suisham.....	2006-09.....	80.2 (81-101)
4 John Hall.....	2003-06.....	78.3 (54-69)
5 Brett Conway.....	1998-02.....	75.4 (52-69)
6 Graham Gano.....	2009-11.....	73.8 (36-59)
7 Scott Blanton.....	1996-98.....	73.3 (44-60)
8 Chip Lohmiller.....	1988-94.....	71.4 (175-245)
9 Mark Moseley.....	1974-86.....	66.2 (263-397)
10 Curt Knight.....	1969-73.....	57.7 (101-175)

TOP TENS: CAREER

FIELD GOALS MADE

PLAYER.....	YEARS.....	FG
1 Mark Moseley.....	1974-86.....	263
2 Chip Lohmiller.....	1988-94.....	175
3 Curt Knight.....	1969-73.....	101
4 Shaun Suisham.....	2006-09.....	81
5 Kai Forbath.....	2012-15.....	60
6t Graham Gano.....	2009-11.....	59
6t Dustin Hopkins.....	2015-16.....	59
8t Sam Baker.....	1953-59.....	54
8t John Hall.....	2003-06.....	54
10 Brett Conway.....	1998-02.....	52

PUNTING AVERAGE (MIN. 50 PUNTS)

PLAYER.....	YEARS.....	AVG.
1 Tress Way.....	2014-16.....	46.4
2 Sammy Baugh.....	1937-52.....	45.1
3 Reggie Roby.....	1993-94.....	44.3
4 Tom Tupa.....	2004.....	44.1
5 Matt Turk.....	1995-99.....	43.8
6 Sam Baker.....	1953-59.....	43.4
7 Sav Rocca.....	2011-13.....	42.9
8t Steve Cox.....	1985-88.....	42.0
8t Eagle Day.....	1950-60.....	42.0
8t Pat Richter.....	1963-70.....	42.0

PUNTING YARDS

PLAYER.....	YEARS.....	YDS.
1 Mike Bragg.....	1968-79.....	35,746
2 Matt Turk.....	1995-99.....	16,981
3 Sammy Baugh.....	1937-52.....	15,245
4 Pat Richter.....	1963-70.....	14,183
5 Sam Baker.....	1953-59.....	9,673
6 Derrick Frost.....	2005-07.....	9,617
7 Sav Rocca.....	2011-13.....	9,352
8 Tress Way.....	2014-16.....	9,092
9 Bryan Barker.....	2001-03.....	9,048
10 Steve Cox.....	1985-88.....	8,238

PUNTS

PLAYER.....	YEARS.....	PUNTS
1 Mike Bragg.....	1968-79.....	896
2 Matt Turk.....	1995-99.....	388
3t Sammy Baugh.....	1937-52.....	338
3t Pat Richter.....	1963-70.....	338
5 Derrick Frost.....	2005-07.....	232
6 Sam Baker.....	1953-59.....	223
7 Bryan Barker.....	2001-03.....	222
8 Sav Rocca.....	2011-13.....	218
9 Jeff Hayes.....	1982-85.....	211
10t Steve Cox.....	1985-88.....	196
10t Tress Way.....	2014-16.....	196

KICKOFF RETURN YARDS

PLAYER.....	YEARS.....	YDS.....	KR ...	AVG.....	LG ...	TD
1 Brian Mitchell.....	1990-99.....	9,586.....	421.....	22.8.....	101t.....	2
2 Rock Cartwright.....	2002-09.....	5,332.....	222.....	24.4.....	100t.....	1
3 Mike Nelms.....	1980-84.....	4,128.....	175.....	23.6.....	84.....	0
4 Dick James.....	1956-63.....	3,949.....	155.....	25.5.....	72.....	0
5 Brandon Banks.....	2010-12.....	2,856.....	119.....	24.0.....	96t.....	1
6 Rickie Harris.....	1965-70.....	2,326.....	102.....	22.8.....	54.....	0
7 Eddie Saenz.....	1946-51.....	2,191.....	93.....	23.6.....	94t.....	2
8 Ladell Betts.....	2002-09.....	2,062.....	86.....	24.0.....	94t.....	1
9 James Thrash.....	below*.....	1,903.....	85.....	22.5.....	95t.....	1
10 Larry Jones.....	1974-77.....	1,816.....	73.....	24.8.....	102t.....	1

*1997-2000, 2004-09

PUNT RETURN YARDS

PLAYER.....	YEARS.....	YDS.....	PR ...	AVG.....	LG ...	TD
1 Brian Mitchell.....	1990-99.....	3,476.....	317.....	11.0.....	84t.....	7
2 Mike Nelms.....	1980-84.....	1,948.....	212.....	9.2.....	75t.....	2
3 Eddie Brown.....	1975-77.....	1,150.....	111.....	10.4.....	*71t.....	1
4 Rickie Harris.....	1965-70.....	1,005.....	119.....	8.4.....	86t.....	3
5 Brandon Banks.....	2010-12.....	937.....	100.....	9.4.....	55.....	0
6 Antwaan Randle El.....	2006-09.....	907.....	129.....	7.0.....	87t.....	1
7 Dick James.....	1956-63.....	794.....	98.....	8.1.....	39.....	0
8 Eddie Saenz.....	1946-51.....	643.....	59.....	10.9.....	*32.....	0
9 Andy Farkas.....	1938-44.....	*630.....	*52.....	*12.1.....	*59.....	1
10 Darrell Green.....	1983-02.....	611.....	51.....	12.0.....	*37.....	0



TOP TENS: SINGLE-SEASON

SCORING

PLAYER	YEAR	PTS	TD	PAT	FGM	2-PT
1 Mark Moseley	1983	181	0	62	33	0
2 Chip Lohmiller	1991	149	0	56	31	0
3 John Riggins	1983	144	24	0	0	0
4 Dustin Hopkins	2016	138	0	36	34	0
5 Chip Lohmiller	1990	131	0	41	30	0
6 Chip Lohmiller	1989	128	0	41	29	0
7 Terry Allen	1996	126	21	0	0	0
8t Chip Lohmiller	1992	120	0	30	30	0
8t Mark Moseley	1984	120	0	48	24	0
9t Graham Gano	2011	118	0	25	31	0
9t Scott Blanton (R)	1996	118	0	40	26	0

TOTAL TOUCHDOWNS

PLAYER	YEAR	TD
1 John Riggins	1983	24
2 Terry Allen	1996	21
3 George Rogers	1986	18
4 Stephen Davis	1999	17
5 Charley Taylor	1966	15
6t Larry Brown	1973	14
6t John Riggins	1984	14
8t John Riggins	1981	13
8t Alfred Morris	2012	13
10t Seven players tied		12

RUSHING YARDS

PLAYER	YEAR	YDS	ATT	AVG	LG	TD
1 Alfred Morris	2012	1,613	335	4.8	39t	13
2 Clinton Portis	2005	1,516	352	4.3	47t	11
3 Clinton Portis	2008	1,487	342	4.3	31	9
4 Stephen Davis	2001	1,432	356	4.0	32	5
5 Stephen Davis	1999	1,405	290	4.8	76t	17
6 Terry Allen	1996	1,353	347	3.9	49t	21
7 John Riggins	1983	1,347	375	3.6	44	24
8 Stephen Davis	2000	1,318	332	4.0	50t	11
9 Clinton Portis	2004	1,315	343	3.8	64t	5
10 Terry Allen	1995	1,309	338	3.9	28	10

RUSHING ATTEMPTS

PLAYER	YEAR	ATT
1 John Riggins	1983	375
2 Stephen Davis	2001	356
3 Clinton Portis	2005	352
4 Terry Allen	1996	347
5 Clinton Portis	2004	343
6 Clinton Portis	2008	342
7 Terry Allen	1995	338
8 Alfred Morris (R)	2012	335
9 Stephen Davis	2000	332
10 John Riggins	1984	327

RUSHING TOUCHDOWNS

PLAYER	YEAR	TD
1 John Riggins	1983	24
2 Terry Allen	1996	21
3 George Rogers	1986	18
4 Stephen Davis	1999	17
5 John Riggins	1984	14
6t John Riggins	1981	13
6t Alfred Morris	2012	13
8t Stephen Davis	2000	11
8t Clinton Portis	2005	11
8t Clinton Portis	2007	11
8t Gerald Riggs	1991	11

PASSING YARDS

PLAYER	YEAR	YDS	ATT	COMP	TD	INT
1 Kirk Cousins	2016	4,917	606	406	25	12
2 Kirk Cousins	2015	4,166	543	379	29	11
3 Jay Schroeder	1986	4,109	541	276	22	22
4 Brad Johnson	1999	4,005	519	316	24	13
5 Mark Rypien	1989	3,768	476	280	22	13
6 Sonny Jurgensen	1967	3,747	508	288	31	16
7 Joe Theismann	1983	3,714	459	276	29	11
8 Jason Campbell	2009	3,618	507	327	20	15
9 Joe Theismann	1981	3,568	496	293	19	20
10 Mark Rypien	1991	3,564	421	249	28	11

PASS ATTEMPTS

PLAYER	YEAR	ATT
1 Kirk Cousins	2016	606
2 Kirk Cousins	2015	543
3 Jay Schroeder	1986	541
4 Brad Johnson	1999	519
5 Trent Green	1998	509
6 Sonny Jurgensen	1967	508
7 Jason Campbell	2009	507
8 Jason Campbell	2008	506
9 Joe Theismann	1981	496
10 Mark Rypien	1992	479

PASS COMPLETIONS

PLAYER	YEARS	COMP
1 Kirk Cousins	2016	406
2 Kirk Cousins	2015	379
3 Jason Campbell	2009	327
4 Brad Johnson	1999	316
5 Jason Campbell	2008	315
6 Joe Theismann	1981	293
7 Sonny Jurgensen	1967	288
8 Joe Theismann	1984	283
9 Mark Rypien	1989	280
10 Trent Green	1998	278

PASSING TOUCHDOWNS

PLAYER	YEARS	TD
1 Sonny Jurgensen	1967	31
2t Kirk Cousins	2015	29
2t Joe Theismann	1983	29
4t Sonny Jurgensen	1966	28
4t Mark Rypien	1991	28
6t Sammy Baugh	1947	25
6t Kirk Cousins	2016	25
8t Brad Johnson	1999	24
8t Sonny Jurgensen	1964	24
8t Joe Theismann	1984	24

PASSER RATING

PLAYER	YEAR	RATING
1 Sammy Baugh	1945	109.9
2 Robert Griffin III (R)	2012	102.4
3 Kirk Cousins	2015	101.6
4 Mark Rypien	1991	97.9
5 Kirk Cousins	2016	97.2
6 Joe Theismann	1983	97.0
7 Sammy Baugh	1947	92.0
8 Sonny Jurgensen	1970	91.5
9 Joe Theismann	1982	91.3
10 Brad Johnson	1999	90.0

TOP TENS: SINGLE-SEASON

RECEIVING YARDS

PLAYER	YEAR	YDS.
1 Santana Moss	2005	1,483
2 Bobby Mitchell	1963	1,436
3 Henry Ellard	1994	1,397
4 Bobby Mitchell	1962	1,384
5 Art Monk	1984	1,372
6 Pierre Garçon	2013	1,346
7 Gary Clark	1991	1,340
8 Gary Clark	1986	1,265
9 Gary Clark	1989	1,229
10 Art Monk	1985	1,226

RECEPTIONS

PLAYER	YEAR	REC.
1 Pierre Garçon	2013	113
2 Art Monk	1984	106
3 Santana Moss	2010	93
4 Art Monk	1985	91
5 Laveranues Coles	2004	90
6 Jordan Reed	2015	87
7 Art Monk	1989	86
8 Santana Moss	2005	84
9t Jordan Reed	2015	83
9t Chris Cooley	2008	83

RECEIVING TOUCHDOWNS

PLAYER	YEAR	TD
1t Ricky Sanders	1988	12
1t Jerry Smith	1967	12
1t Charley Taylor	1966	12
1t Hugh Taylor	1952	12
5t Jordan Reed	2015	11
5t Bobby Mitchell	1962	11
7t Gary Clark	1991	10
7t Bobby Mitchell	1964	10
9t Gary Clark	1989	9
9t Bobby Mitchell	1966	9
9t Santana Moss	2005	9
9t Pat Richter	1968	9
9t Jerry Smith	1969	9
9t Jerry Smith	1970	9
9t Charley Taylor	1967	9
9t Hugh Taylor	1949	9
9t Hugh Taylor	1950	9
9t Michael Westbrook	1999	9

SACKS (SINCE 1982)

PLAYER	YEAR	SACKS
1 Dexter Manley	1986	18.5
2 Dexter Manley	1985	15.0
3 Charles Mann	1985	14.5
4t Ryan Kerrigan	2014	13.5
4t Ken Harvey	1994	13.5
4t Dexter Manley	1984	13.5
7 Marco Coleman	2000	12.5
8t Dave Butz	1983	11.5
8t Charles Mann	1991	11.5
10t Ryan Kerrigan	2016	11.0
10t Andre Carter	2009	11.0
10t Brian Orakpo (R)	2009	11.0
10t LaVar Arrington	2002	11.0
10t Dexter Manley	1983	11.0
10t Rich Owens	1996	11.0

INTERCEPTIONS

PLAYER	YEAR	INT
1 Dan Sandifer (R)	1948	13
2 Paul Krause	1964	12
3 Sammy Baugh	1943	11
4 Don Doll	1953	10
5t Dick Alban	1954	9
5t Mark Murphy	1983	9
5t Lemar Parrish	1979	9
5t Barry Wilburn	1987	9
9t Mike Bass	1971	8
9t Norb Hecker	1956	8
9t Paul Krause	1967	8
9t Joe Lavender	1976	8
9t Brig Owens	1968	8

FIELD GOAL PCT. (MIN. 1 FGA/G)

PLAYER	YEAR	PCT.
1 Mark Moseley	1982	95.2 (20-21)
2 Kai Forbath	2012	94.4 (17-18)
3 Dustin Hopkins	2015	89.3 (25-28)
4 Kai Forbath	2014	88.9 (24-27)
5 Shaun Suisham	2009	85.7 (18-21)
6 Shaun Suisham	2007	82.9 (29-35)
7 Kai Forbath	2013	81.8 (18-22)
8 Scott Blanton (R)	1996	81.3 (26-32)
9 Dustin Hopkins	2016	81.0 (34-42)
10 Brett Conway	2001	78.8 (26-33)

FIELD GOALS MADE

PLAYER	YEAR	FG
1 Dustin Hopkins	2016	34
2 Mark Moseley	1983	33
3t Graham Gano	2011	31
3t Chip Lohmiller	1991	31
5t Chip Lohmiller	1990	30
5t Chip Lohmiller	1992	30
7t Curt Knight	1971	29
7t Chip Lohmiller	1989	29
7t Shaun Suisham	2007	29
10 Eddie Murray	1995	27

PUNTING AVERAGE

PLAYER	YEAR	AVG.
1 Sammy Baugh	1940	51.4
2 Sammy Baugh	1941	48.7
3 Sammy Baugh	1942	48.2
4 Tress Way	2014	47.5
5 Tress Way	2015	46.1
6 Sammy Baugh	1943	45.9
7 Sam Baker	1959	45.5
8 Sam Baker	1958	45.4
9t Matt Turk	1997	45.1
9t Matt Turk	1996	45.1
9t Tress Way	2016	45.1

TOP TENS: SINGLE-SEASON

NET PUNTING AVERAGE (SINCE 1976)

PLAYER.....	YEAR.....	AVG.
1 Tress Way	2014	40.0
2 Tress Way	2015	39.8
3t Matt Turk	1997	39.2
3t Matt Turk	1996	39.2
4t Sav Rocca	2011	39.0
4t Matt Turk	1998	39.0
7 Tress Way	2016	38.9
8 Matt Turk	1995	37.7
9t Reggie Roby	1993	37.2
9t Sav Rocca	2012	37.2

PUNTING YARDS

PLAYER.....	YEAR.....	YDS.
1 Tom Tupa	2004	4,544
2 Matt Turk	1998	4,103
3 Mike Bragg	1978	4,056
4 Matt Turk	1997	3,788
5 Pat Richter	1964	3,749
6 Bryan Barker	2001	3,747
7 Tress Way	2014	3,659
8 Reggie Roby	1994	3,639
9 Sav Rocca	2013	3,526
10 Mike Bragg	1976	3,503

PUNTS

PLAYER.....	YEAR.....	PUNTS
1t Mike Bragg	1978	103
1t Tom Tupa	2004	103
3 Matt Turk	1998	93
4t Mike Bragg	1977	91
4t Pat Richter	1964	91
6t Bryan Barker	2001	90
6t Mike Bragg	1976	90
8 Mike Connell	1980	85
9t Bryan Barker	2003	84
9t Sav Rocca	2013	84
9t Matt Turk	1997	84

KICKOFF RETURN AVERAGE

PLAYER.....	YEAR.....	AVG.....	ATT.....	YDS.....	LG.....	TD
1 Mike Nelms	1981.....	29.7.....	37.....	1,099.....	84.....	0
2 Dick James	1961.....	29.4.....	21.....	617.....	48.....	0
3 Larry Jones (R)	1974.....	29.2.....	23.....	672.....	102t.....	1
4 Herb Mul-Key	1973.....	28.1.....	36.....	1,011.....	97t.....	1
5 Joe Scudero	1955.....	28.0.....	25.....	699.....	94t.....	1
6 Dick James	1962.....	27.8.....	32.....	889.....	72.....	0
7 Dick James	1963.....	27.7.....	30.....	830.....	48.....	0
8 Eddie Saenz.....	1947.....	27.5.....	29.....	797.....	94t.....	2
9 Speedy Duncan	1971.....	26.8.....	27.....	724.....	48.....	0
10 Dale Atkeson (R)	1954.....	26.0.....	24.....	623.....	99t.....	1

KICKOFF RETURN YARDS

PLAYER.....	YEAR.....	YARDS
1 Rock Cartwright	2006	1,541
2 Brian Mitchell	1994	1,478
3 Brian Mitchell	1995	1,408
4 Rock Cartwright	2007	1,339
5 Brian Mitchell	1998	1,337
6 Rock Cartwright	2008	1,307
7 Brian Mitchell	1996	1,258
8 Brandon Banks	2011.....	1,174
9 Brandon Banks (R)	2010.....	1,155
10 Michael Bates	2001.....	1,150

PUNT RETURN AVERAGE

PLAYER.....	YEAR.....	ATT.....	YDS.....	AVG.....	LG.....	TD
1 Johnny Williams (R) ..	1952.....	24.....	366.....	15.3.....	74t.....	2
2 Brian Mitchell	1994.....	32.....	452.....	14.1.....	78t.....	2
3 Eddie Brown	1976.....	48.....	646.....	13.5.....	71t.....	1
4 Brian Mitchell	1991.....	45.....	600.....	13.3.....	69t.....	2
5 Eddie Saenz.....	1947.....	24.....	308.....	12.8.....	30.....	0
6 Brian Mitchell	1995.....	25.....	315.....	12.6.....	59t.....	1
7 Eric Metcalf	2001.....	33.....	412.....	12.5.....	89t.....	1
8 Rickie Harris (R)	1965.....	31.....	377.....	12.2.....	57t.....	1
9 Jamison Crowder	2016.....	27.....	328.....	12.1.....	85t.....	1
10 Steve Bagarus (R) ..	1945.....	21.....	251.....	12.0.....	28.....	0

PUNT RETURN YARDS

PLAYER.....	YEAR.....	YARDS
1 Eddie Brown	1976.....	646
2 Brian Mitchell	1991.....	600
3 Brian Mitchell	1998.....	506
4 Mike Nelms.....	1981.....	492
5 Mike Nelms.....	1980.....	487
6t Eddie Brown	1977.....	452
6t Brian Mitchell	1994.....	452
8 Tony Green (R)	1978.....	443
9 Brian Mitchell	1997.....	442
10 Brandon Banks (R)	2010.....	431

YEAR-BY-YEAR STAT COMPARISON

YEAR	SCORING			RUSHING			PASSING			OWN-OPP			OWN-OPP			OWN-OPP		
	PTS-PTS	PPG-PPG	OWN-OPP	OWN-OPP	ATT-ATT	OWN-OPP	OWN-OPP	OWN-OPP	OWN-OPP	OWN-OPP	OWN-OPP	OWN-OPP	OWN-OPP	OWN-OPP	OWN-OPP	OWN-OPP	OWN-OPP	OWN-OPP
1932	55-79	5.5-7.9	1249	1249	304	466-329	4.0-3.5	106-162	33-72	17	18.5	31.1-44.4	213	2.3	15			
1933	103-97	8.5-8.1	2,258-1,159	2,258-1,159	415-418	466-329	4.0-3.5	106-162	33-72	17	18.5	31.1-44.4	213	2.3	15			
1934	107-94	8.9-7.8	1,668-1,715	1,668-1,715	447-404	415-418	4.0-4.1	138-159	35-45	17	18.5	25.4-28.3	459-682	4.9-8.1	25-24			
1935	65-123	5.9-11.2	1,271-998	1,271-998	447-404	415-418	2.8-2.5	175-167	48-68	17	18.5	27.4-40.7	767-928	3.3-4.3	22-18			
1936	149-110	12.4-9.2	4,435-4,334	4,435-4,334	435-434	435-434	3.3-2.6	214-198	77-62	17	18.5	36.0-31.3	1,102-954	4.4-5.6	35-29			
1937	195-120	17.7-10.9	1,604-1,149	1,604-1,149	450-352	450-352	3.6-3.3	222-171	99-66	17	18.5	44.6-38.6	1,316-946	5.2-4.8	20-17			
1938	148-154	13.5-4.0	388-427	1,424-1,231	388-427	388-427	3.7-2.9	248-195	114-69	17	18.5	46.0-35.4	1,536-943	6.2-4.8	28-19			
1939	242-94	22.0-8.5	1,693-989	1,693-989	410-412	410-412	3.5-3.0	201-243	117-90	17	18.5	58.2-37.0	1,795-1,116	8.9-4.6	18-16			
1940	245-142	22.3-12.9	1,402-1,075	1,402-1,075	400-362	400-362	3.1-3.4	244-287	144-125	17	18.5	59.0-43.6	1,887-1,782	7.7-6.2	22-18			
1941	176-174	16.0-15.8	1,087-1,110	1,087-1,110	406-410	406-410	2.7-2.7	262-229	134-103	17	18.5	51.1-45.0	1,563-1,338	6.0-5.8	30-23			
1942	277-102	20.6-9.3	1,521-848	1,521-848	413-367	413-367	3.7-2.3	257-216	137-91	17	18.5	53.3-37.5	1,600-1,093	6.2-5.1	17-19			
1943	229-137	22.9-13.7	1,085-1,330	1,085-1,330	320-406	320-406	3.4-3.3	254-193	139-77	17	18.5	54.7-39.9	1,837-1,026	7.2-5.3	20-26			
1944	169-180	16.9-18.0	342-409	904-1,492	342-409	342-409	2.6-3.6	299-188	170-84	17	18.5	56.9-44.7	2,021-1,166	6.8-6.2	17-19			
1945	209-121	20.9-12.1	394-337	1,708-1,003	394-337	394-337	4.3-3.0	228-209	149-95	17	18.5	64.0-45.5	1,838-1,121	8.1-5.4	12-9			
1946	171-191	15.5-17.4	438-407	1,482-1,103	438-407	438-407	3.4-2.7	221-216	112-101	17	18.5	50.7-46.8	1,613-1,342	7.3-6.2	10-10			
1947	295-367	24.6-30.6	384-409	1,343-1,946	384-409	384-409	3.5-3.8	416-282	231-146	17	18.5	55.5-51.8	3,336-2,422	8.0-8.6	28-26			
1948	291-287	24.3-23.9	434-482	1,603-1,958	434-482	434-482	3.7-4.1	360-269	202-135	17	18.5	56.1-46.7	2,861-1,953	8.0-6.8	26-24			
1949	268-339	22.3-28.3	407-484	1,579-2,316	407-484	407-484	3.9-4.8	394-316	197-148	17	18.5	2.816-2,409	72-76	22-24				
1950	232-326	19.3-27.2	410-462	1,773-1,944	410-462	410-462	4.3-4.2	314-328	154-145	17	18.5	49.0-44.2	2,093-2,276	6.7-6.9	18-19			
1951	183-296	15.3-24.7	547-484	2,151-2,093	547-484	547-484	3.9-4.5	226-289	99-140	17	18.5	43.8-47.4	1,508-2,104	6.8-7.1	25-18			
1952	240-287	20.0-23.8	467-428	1,655-1,817	467-428	467-428	3.5-4.2	286-275	147-121	17	18.5	51.4-44.0	2,127-1,817	7.4-6.6	20-12			
1953	208-215	17.3-17.9	413-455	1,726-1,886	413-455	413-455	4.2-4.1	278-350	107-171	17	18.5	38.5-48.9	1,736-1,950	6.2-5.6	12-8			
1954	207-432	17.3-36.0	427-400	1,626-1,888	427-400	427-400	3.8-4.7	257-387	116-127	17	18.5	45.1-56.1	1,813-3,060	7.1-7.9	15-33			
1955	246-222	20.5-18.5	478-391	2,000-1,275	478-391	478-391	4.2-3.3	257-340	101-165	17	18.5	39.3-48.5	1,549-2,189	6.0-6.4	11-17			
1956	193-225	15.3-18.6	501-446	1,743-1,570	501-446	501-446	3.5-3.5	215-240	104-220	17	18.5	48.4-50.0	1,335-1,739	6.2-7.2	21-19			
1957	251-230	29.9-19.2	500-394	1,873-1,567	500-394	500-394	3.7-4.0	201-282	109-135	17	18.5	54.2-51.5	1,741-2,193	8.7-8.4	11-18			
1958	114-268	15.4-22.3	480-396	1,977-1,734	480-396	480-396	4.1-4.4	251-300	121-165	17	18.5	48.2-51.0	1,989-2,782	7.9-8.3	14-21			
1959	185-350	15.8-23.2	422-404	1,964-2,214	422-404	422-404	4.7-5.5	284-319	121-185	17	18.5	42.6-56.0	1,824-2,606	6.4-8.2	13-26			
1960	178-309	14.8-25.7	415-362	1,313-1,502	415-362	415-362	3.2-4.1	274-321	147-169	17	18.5	53.6-52.6	2,566-3,493	6.1-8.5	23-15			
1961	174-392	12.4-28.0	361-412	1,072-1,550	361-412	361-412	3.0-3.8	420-409	189-238	17	18.5	45.0-56.2	1,816-2,768	6.6-8.8	9-24			
1962	305-376	21.8-26.9	371-411	1,088-1,636	371-411	371-411	2.9-4.0	428-412	223-247	17	18.5	52.1-60.0	3,532-3,860	8.3-9.4	27-35			
1963	279-398	19.9-28.4	344-489	1,288-1,863	344-489	344-489	3.7-4.0	430-417	204-230	17	18.5	47.4-55.2	3,525-3,484	8.2-8.4	17-33			
1964	307-305	21.9-21.8	366-440	1,237-1,813	366-440	366-440	3.4-4.1	415-406	214-193	17	18.5	51.6-47.5	3,071-2,600	7.4-6.4	34-21			
1965	257-301	18.4-21.5	354-486	1,377-1,753	354-486	354-486	2.9-3.6	427-318	220-161	17	18.5	51.5-50.6	2,908-2,359	6.8-8.0	20-15			
1966	351-355	25.1-25.4	356-438	1,377-1,831	356-438	356-438	3.9-4.4	443-411	255-224	17	18.5	57.6-54.5	3,230-3,237	7.3-7.9	28-21			
1967	367-353	24.8-25.2	345-431	1,247-1,852	345-431	345-431	3.6-4.3	527-488	301-261	17	18.5	57.1-55.8	3,887-3,713	7.4-7.9	31-20			
1968	349-358	17.8-25.6	360-487	1,164-2,194	360-487	360-487	3.2-4.4	408-359	275-202	17	18.5	55.6-56.3	2,624-2,662	6.9-7.4	18-21			
1969	307-319	21.9-22.8	377-511	1,532-2,299	377-511	377-511	4.1-4.5	444-369	275-192	17	18.5	61.9-52.0	3,106-2,316	7.0-6.3	23-16			
1970	297-314	21.2-22.4	444-468	2,021-2,068	444-468	444-468	4.6-4.4	342-374	203-205	17	18.5	59.4-54.8	2,357-2,434	6.9-6.5	23-14			
1971	276-190	17.7-13.6	477-404	1,757-1,396	477-404	477-404	3.7-3.4	334-411	182-191	17	18.5	54.5-48.5	2,381-2,448	7.2-6.0	10-15			
1972	336-218	24.0-15.6	513-427	2,082-1,733	513-427	513-427	4.1-4.4	284-367	159-186	17	18.5	56.0-50.7	2,981-2,330	8.0-5.8	15-17			
1973	325-198	23.2-14.1	459-480	1,439-1,603	459-480	459-480	3.1-3.3	372-406	209-203	17	18.5	56.2-50.0	2,560-2,531	6.9-6.2	20-12			

YEAR-BY-YEAR STAT COMPARISON

YEAR	SCORING			RUSHING			PASSING			OWN-OPP			OWN-OPP			OWN-OPP			OWN-OPP		
	PTS-PTS	PPG-PPG	OWN-OPP	ATT-ATT	OWN-OPP	OWN-OPP	YDS-YDS	OWN-OPP	OWN-OPP	OWN-OPP	OWN-OPP	OWN-OPP	OWN-OPP	OWN-OPP	OWN-OPP	OWN-OPP	OWN-OPP	OWN-OPP	OWN-OPP	OWN-OPP	OWN-OPP
1974	320-196	23.2-14.0	470-414	1,443-1,439	31-3.5	9-11	448-398	254-197	61.5-49.4	2,978-2,102	72-5.3	28-13	11-25								
1975	325-276	22.9-17.7	444-525	1,752-2,047	3.9-3.9	9-11	448-398	229-217	51.1-55.8	2,978-2,102	69-7.0	28-17	29-18								
1976	291-217	20.8-15.5	548-555	2,111-2,205	3.5-4.0	10-12	370-354	187-140	50.4-41.2	2,288-2,241	6.2-6.3	20-11	20-26								
1977	196-189	14.0-13.5	502-537	1,752-2,039	3.5-3.8	4-8	383-380	183-167	47.8-43.9	2,284-2,430	6.0-6.4	15-12	16-21								
1978	273-283	17.1-17.7	537-625	2,082-2,536	3.9-4.1	10-15	438-409	212-197	48.4-48.2	2,978-2,701	6.8-6.6	17-11	21-22								
1979	348-295	21.8-18.4	609-541	2,328-2,154	3.8-4.4	17-21	401-470	235-234	58.6-48.8	2,839-3,339	71-71	20-18	15-26								
1980	261-293	16.3-18.3	517-585	2,016-2,524	3.9-4.3	12-16	486-392	284-287	58.4-47.7	3,171-2,504	6.5-6.4	17-17	18-33								
1981	347-349	21.7-21.8	532-532	2,157-2,161	4.1-4.1	19-17	525-452	307-214	58.5-47.3	3,743-3,310	71-73	19-21	22-24								
1982	191-128	21.1-14.2	315-247	1,140-946	3.6-3.8	5-8	253-275	162-146	64.0-53.1	2,068-1,870	8.2-6.8	13-8	9-11								
1983	541-332	33.8-20.8	629-349	2,625-1,289	4.2-3.7	30-9	463-570	278-301	60.0-52.8	3,785-4,377	81-77	29-28	11-34								
1984	426-314	26.6-19.4	588-390	2,274-1,589	3.9-4.1	20-13	485-575	286-318	59.0-55.3	3,417-4,301	70-75	24-25	13-21								
1985	297-312	18.6-19.5	571-424	2,523-1,734	4.4-4.1	20-11	512-465	280-239	54.7-51.4	3,243-3,124	6.3-6.7	13-19	21-23								
1986	388-296	23.0-18.5	474-459	1,732-1,805	3.7-3.9	23-14	542-532	276-302	50.9-56.8	4,109-3,916	76-74	22-21	22-19								
1987	379-285	25.3-19.0	500-441	2,102-1,679	4.0-4.2	18-10	478-527	247-276	51.7-52.4	3,718-3,767	78-71	27-19	18-23								
1988	345-387	16.2-24.2	442-442	1,543-1,745	3.5-3.8	8-17	592-497	327-261	55.2-52.5	4,339-3,744	73-75	33-24	25-14								
1989	366-308	24.1-19.3	514-384	1,904-1,344	3.7-3.5	14-9	581-530	337-277	58.0-52.3	4,476-3,875	77-73	24-25	17-27								
1990	381-301	23.8-18.8	515-382	2,083-1,567	4.0-4.2	16-8	536-514	301-281	56.2-54.7	3,611-3,483	6.7-6.8	22-21	22-21								
1991	485-224	30.3-14.0	540-348	2,049-1,345	4.2-4.4	21-11	485-466	261-282	58.4-53.3	3,771-3,282	8.4-6.0	30-13	11-27								
1992	300-255	18.8-15.9	483-406	1,727-1,696	3.6-4.2	10-11	485-466	272-258	56.1-55.4	3,339-3,021	6.9-6.5	15-15	17-23								
1993	230-345	14.4-21.6	396-513	1,726-2,112	4.4-4.1	11-14	533-483	287-291	53.8-60.2	2,784-3,584	5.2-7.4	11-24	21-17								
1994	320-412	20.0-25.8	407-556	1,415-1,975	3.5-3.6	5-24	546-486	271-300	49.8-60.5	3,524-3,799	6.5-7.7	25-22	27-17								
1995	326-359	20.4-22.4	469-483	1,956-2,132	4.2-4.4	15-18	521-546	265-338	50.9-61.8	3,496-3,403	6.7-6.2	16-20	20-16								
1996	364-312	22.8-19.5	467-520	1,910-2,275	4.1-4.4	27-20	471-560	270-325	57.3-58.0	3,453-3,655	7.3-6.5	12-12	11-21								
1997	327-289	20.4-18.1	454-508	1,615-2,212	3.6-4.4	12-15	547-513	283-267	51.7-52.0	3,581-3,098	6.5-6.0	22-16	22-16								
1998	319-421	19.9-26.3	401-531	1,685-2,436	4.2-4.6	15-24	565-493	304-281	53.8-57.0	3,724-3,112	6.6-6.3	24-21	14-13								
1999	443-377	27.7-23.6	464-439	2,039-1,973	4.4-4.5	23-16	537-589	324-328	60.3-55.7	4,112-3,953	7.7-6.7	26-23	14-24								
2000	281-269	17.6-16.8	445-430	1,748-1,863	3.9-4.3	14-9	561-482	343-254	61.1-55.0	2,716-3,116	6.9-6.3	18-12	21-17								
2001	256-303	16.0-18.9	490-484	1,948-1,869	4.0-3.9	10-10	432-473	235-262	54.4-55.4	3,523-3,283	6.3-6.2	19-19	13-23								
2002	307-365	19.2-22.8	442-435	1,889-1,754	4.3-4.0	10-14	559-551	300-304	53.7-57.3	3,523-3,283	6.3-6.2	24-19	20-14								
2003	287-372	17.9-23.3	421-504	1,653-2,217	3.9-4.4	8-20	527-483	283-285	53.7-59.0	3,273-3,354	6.2-6.9	16-17	16-17								
2004	240-265	15.0-16.6	471-419	1,765-1,304	3.7-3.1	6-7	514-515	288-294	56.0-57.0	2,874-3,222	5.6-6.3	18-17	17-18								
2005	359-293	22.4-18.3	525-411	2,183-1,686	4.2-4.1	15-15	481-595	278-291	57.8-54.4	3,346-3,318	7.0-6.2	25-15	11-16								
2006	307-376	19.2-23.5	480-482	2,216-2,197	4.5-4.5	15-9	470-466	274-289	58.3-59.5	3,174-3,566	6.8-7.4	19-30	10-6								
2007	334-310	18.7-23.5	498-391	1,871-1,460	3.8-3.7	13-10	525-662	319-351	60.8-56.3	3,622-3,622	6.9-6.0	18-20	11-14								
2008	285-296	16.6-18.5	478-398	2,095-1,526	4.4-3.8	12-12	510-511	318-290	62.4-56.8	3,291-3,236	6.5-6.3	14-16	6-13								
2009	266-336	16.6-21.0	391-440	1,510-1,799	3.9-4.0	8-10	533-511	340-314	63.8-61.4	3,797-3,557	7.1-7.0	21-19	16-11								
2010	302-377	18.9-23.6	351-444	1,461-2,041	4.2-4.6	9-15	605-578	349-367	57.7-63.5	4,261-4,363	7.0-7.5	21-23	19-14								
2011	288-367	18.0-22.9	400-438	1,714-1,884	4.0-4.3	8-15	591-508	346-308	58.5-60.5	4,058-3,804	6.9-7.5	19-22	24-21								
2012	436-388	27.3-24.3	519-363	2,709-1,532	5.2-4.2	22-11	442-636	291-393	65.8-61.8	3,422-4,511	8.3-7.4	24-31	8-13								
2013	334-478	20.9-29.9	453-443	2,164-1,769	4.8-4.0	14-23	611-514	355-337	58.1-65.6	4,057-4,134	6.8-6.0	20-29	19-16								
2014	301-438	18.8-27.4	401-421	1,691-1,722	4.2-4.1	15-11	547-519	364-345	66.5-66.5	4,461-4,231	8.2-8.2	18-35	18-7								
2015	388-379	24.3-23.7	429-406	1,566-1,962	3.7-4.8	9-10	555-566	386-354	69.8-62.5	4,294-4,392	7.7-7.8	30-30	11-11								
2016	396-383	24.8-23.9	379-423	1,896-1,916	4.5-4.5	17-19	607-589	407-387	67.1-65.7	4,948-4,383	8.2-7.4	25-22	12-13								

YEARLY LEADERS

• NFL Leader ° NFC Leader * Team Record # NFL Record
(R) Rookie

RUSHING ATTEMPTS

YEAR	PLAYER	ATT	YDS	AVG	TD
1932	Cliff Battles (R) *	148	576	3.9	3
1933	Jim Musick *	173	809	4.7	5
1934	Doug Wycoff	106	326	3.1	1
1935	Bill Shepherd (R)	89	285	3.2	1
1936	Cliff Battles	176	614	3.5	5
1937	Cliff Battles *	216	874	4.0	5
1938	Andy Farkas (R)	75	315	4.2	6
1939	Andy Farkas *	139	547	3.9	5
1940	Jimmy Johnston	87	256	2.9	3
1941	Frankie Filchock	115	383	3.3	1
1942	Andy Farkas	125	468	3.7	3
1943	Andy Farkas	110	327	3.0	5
1944	Bob Seymour	92	315	3.4	3
1945	Frank Akins *	147	797	5.4	6
1946	Jack Jenkins	64	200	3.1	1
1947	Jim Castiglia	104	426	4.1	5
1948	Jim Castiglia	97	330	3.4	0
1949	Harry Dowda (R)	65	239	3.7	2
1950	Rob Goode	136	560	4.1	5
1951	Rob Goode	208	951	4.6	9
1952	Harry Gilmer	100	365	3.7	0
1953	Choo-Choo Justice	115	618	5.4	2
1954	Rob Goode	108	462	4.3	0
1955	Leo Elter	97	361	3.7	3
1956	Leo Elter	145	544	3.8	2
1957	Don Bosseler (R)	167	673	4.0	7
1958	Don Bosseler	109	475	4.4	4
1959	Don Bosseler	119	644	5.4	3
1960	Don Bosseler	109	428	3.9	2
1961	Sam Horner	96	275	2.9	0
1962	Billy Barnes	159	492	3.1	3
1963	Dick James	105	384	3.7	4
1964	Charley Taylor (R)	199	755	3.8	5
1965	Charley Taylor	145	402	2.8	3
1966	A.D. Whitfield	93	472	5.1	2
1967	A.D. Whitfield	91	384	4.2	1
1968	Jerry Allen	123	399	3.2	4
1969	Larry Brown (R)	202	888	4.4	4
1970	Larry Brown	237	1125	4.7	5
1971	Larry Brown °	253	948	3.7	4
1972	Larry Brown	285	1216	4.3	8
1973	Larry Brown °	273	860	3.2	8
1974	Larry Brown	163	430	2.6	3
1975	Mike Thomas (R)	235	919	3.9	4
1976	Mike Thomas	254	1101	4.3	5
1977	Mike Thomas	228	806	3.5	3
1978	John Riggins	248	1014	4.1	5
1979	John Riggins	260	1153	4.4	9
1980	Wilbur Jackson	176	708	4.0	3
1981	Joe Washington	210	916	4.4	4
1982	John Riggins *	177	553	3.1	3
1983	John Riggins *	375	1347	3.6	24
1984	John Riggins	327	1239	3.8	14
1985	George Rogers	231	1093	4.7	7
1986	George Rogers	303	1203	4.0	18
1987	George Rogers	163	613	3.8	6
1988	Timmy Smith	155	470	3.0	3
1989	Gerald Riggs	201	834	4.1	4
1990	Earnest Byner *	297	1219	4.1	6
1991	Earnest Byner	274	1048	3.8	5
1992	Earnest Byner	262	998	3.8	6
1993	Reggie Brooks (R)	223	1063	4.8	3
1994	Ricky Ervins	185	650	3.5	3
1995	Brian Mitchell	46	301	6.5	1
1996	Terry Allen	347	1353	3.9	21

1997	Terry Allen	210	724	3.4	4
1998	Terry Allen	148	700	4.7	2
1999	Stephen Davis	290	1405	4.8	17
2000	Stephen Davis	332	1318	4.0	11
2001	Stephen Davis *	356	1432	4.0	5
2002	Stephen Davis	207	820	4.0	7
2003	Trung Canidate	142	600	4.2	1
2004	Clinton Portis	343	1315	3.8	5
2005	Clinton Portis	352	1516	4.3	11
2006	Ladell Betts	245	1154	4.7	4
2007	Clinton Portis *	325	1262	3.9	11
2008	Clinton Portis	342	1487	4.3	9
2009	Clinton Portis	124	494	4.0	1
2010	Ryan Torain	164	742	4.5	4
2011	Roy Helu (R)	151	640	4.2	2
2012	Alfred Morris (R)	335	1613	4.8	13
2013	Alfred Morris	276	1275	4.6	7
2014	Alfred Morris	265	1074	4.1	8
2015	Alfred Morris	202	751	3.7	1
2016	Rob Kelley (R)	168	704	4.2	6

RUSHING YARDS

YEAR	PLAYER	YDS	ATT	AVG	TD
1932	Cliff Battles (R) *	576	148	3.9	3
1933	Jim Musick *	809	173	4.7	5
1934	Cliff Battles	480	96	5.0	6
1935	Bill Shepherd (R)	285	89	3.2	1
1936	Cliff Battles	614	176	3.5	5
1937	Cliff Battles *	874	216	4.0	5
1938	Andy Farkas (R)	315	75	4.2	6
1939	Andy Farkas	547	139	3.9	5
1940	Dick Todd	408	76	5.4	4
1941	Frankie Filchock	383	115	3.3	1
1942	Andy Farkas	468	125	3.7	3
1943	Andy Farkas	327	110	3.0	5
1944	Bob Seymour	315	92	3.4	3
1945	Frank Akins	797	147	5.4	6
1946	Dick Todd	266	41	6.5	3
1947	Jim Castiglia	426	104	4.1	5
1948	Jim Castiglia	330	97	3.4	0
1949	Rob Goode (R)	261	61	4.3	2
1950	Rob Goode	560	136	4.1	5
1951	Rob Goode	951	208	4.6	9
1952	Leon Heath	388	90	4.3	2
1953	Choo-Choo Justice	616	115	5.4	2
1954	Billy Wells (R)	516	100	5.2	3
1955	Vic Janowicz	397	93	4.3	4
1956	Leo Elter	544	145	3.8	2
1957	Don Bosseler (R)	673	167	4.0	7
1958	Johnny Olszewski	505	98	5.2	2
1959	Don Bosseler	644	119	5.4	3
1960	Don Bosseler	428	109	3.9	2
1961	Dick James	374	71	5.3	3
1962	Billy Barnes	492	159	3.1	3
1963	Dick James	384	105	3.7	4
1964	Charley Taylor (R)	755	199	3.8	5
1965	Charley Taylor	402	145	2.8	3
1966	A.D. Whitfield	472	93	5.1	2
1967	A.D. Whitfield	384	91	4.2	1
1968	Jerry Allen	399	123	3.2	4
1969	Larry Brown (R)	888	202	4.4	4
1970	Larry Brown *	1125	237	4.7	5
1971	Larry Brown	948	253	3.7	4
1972	Larry Brown	1216	285	4.3	8
1973	Larry Brown	860	273	3.2	8
1974	Larry Brown	430	163	2.6	3
1975	Mike Thomas (R)	919	235	3.9	4
1976	Mike Thomas	1101	254	4.3	5
1977	Mike Thomas	806	228	3.5	3
1978	John Riggins	1014	248	4.1	5

YEARLY LEADERS

1979	John Riggins.....	1153	260	4.4	9
1980	Wilbur Jackson.....	708	176	4.0	3
1981	Joe Washington.....	916	210	4.4	4
1982	John Riggins.....	553	177	3.1	3
1983	John Riggins.....	1347	375	3.6	24
1984	John Riggins.....	1239	327	3.8	14
1985	George Rogers.....	1093	231	4.7	7
1986	George Rogers.....	1203	303	4.0	18
1987	George Rogers.....	613	163	3.8	6
1988	Kelvin Bryant.....	498	108	4.6	1
1989	Gerald Riggs.....	834	201	4.1	4
1990	Earnest Byner.....	1219	297	4.1	6
1991	Earnest Byner.....	1048	274	3.8	5
1992	Earnest Byner.....	998	262	3.8	6
1993	Reggie Brooks (R).....	1063	223	4.8	3
1994	Ricky Ervins.....	650	185	3.5	3
1995	Terry Allen.....	1309	338	3.9	10
1996	Terry Allen.....	1353	347	3.9	21
1997	Terry Allen.....	724	210	3.4	4
1998	Terry Allen.....	700	148	4.7	2
1999	Stephen Davis.....	1405	290	4.8	17
2000	Stephen Davis.....	1318	332	4.0	11
2001	Stephen Davis.....	1432	356	4.0	5
2002	Stephen Davis.....	820	207	4.0	7
2003	Trung Candidate.....	600	142	4.2	1
2004	Clinton Portis.....	1315	343	3.8	5
2005	Clinton Portis.....	1516	352	4.3	11
2006	Ladell Betts.....	1154	245	4.7	4
2007	Clinton Portis.....	1262	325	3.9	11
2008	Clinton Portis.....	1487	342	4.3	9
2009	Clinton Portis.....	494	124	4.0	1
2010	Ryan Torain.....	742	164	4.5	4
2011	Roy Helu (R).....	640	151	4.2	2
2012	Alfred Morris (R) *.....	1613	335	4.8	13
2013	Alfred Morris.....	1275	276	4.6	7
2014	Alfred Morris.....	1074	265	4.1	8
2015	Alfred Morris.....	751	202	3.7	1
2016	Rob Kelley (R).....	704	168	4.2	6

1957	Don Bosseler (R).....	7	167	673	4.0
1958	Don Bosseler.....	4	109	475	4.4
1959	Don Bosseler.....	3	119	644	5.4
	Dick James.....	3	100	384	3.8
1960	Dick James.....	4	73	199	2.7
1961	Dick James.....	3	71	374	5.3
	Norm Snead (R) (QB).....	3	34	47	1.4
1962	Billy Barnes.....	3	159	492	3.1
	Norm Snead (QB).....	3	20	10	0.5
1963	Billy Barnes.....	5	93	374	4.0
1964	Charley Taylor (R).....	5	199	755	3.8
1965	Charley Taylor.....	3	145	402	2.8
1966	Joe Don Looney.....	3	55	178	3.2
	Charley Taylor.....	3	87	262	3.0
1967	Ray McDonald (R).....	4	52	223	4.3
1968	Jerry Allen.....	4	123	399	3.2
1969	Charlie Harraway.....	6	141	428	3.0
1970	Larry Brown.....	5	237	1125	4.7
	Charlie Harraway.....	5	146	577	4.0
1971	Larry Brown.....	4	253	948	3.7
1972	Larry Brown.....	8	285	1216	4.3
1973	Larry Brown.....	8	273	860	3.2
1974	Duane Thomas.....	5	95	347	3.7
1975	Mike Thomas (R).....	4	235	919	3.9
1976	Mike Thomas.....	5	254	1101	4.3
1977	Mike Thomas.....	3	228	806	3.5
1978	John Riggins.....	5	248	1014	4.1
1979	John Riggins.....	9	260	1153	4.4
1980	Clarence Harmon.....	4	128	484	3.8
1981	John Riggins *.....	13	195	714	3.7
1982	John Riggins.....	3	177	553	3.1

RUSHING TOUCHDOWNS

YEAR	PLAYER.....	TD.....	ATT.....	YDS.....	AVG
1932	Cliff Battles (R).....	3	148	576	3.9
1933	Jim Musick.....	5	173	809	4.7
1934	Cliff Battles.....	6	96	480	5.0
1935	Jim Musick.....	2	60	174	2.9
1936	Cliff Battles.....	5	176	614	3.5
1937	Cliff Battles *.....	5	216	874	4.0
1938	Andy Farkas (R) *.....	6	75	315	4.2
1939	Andy Farkas.....	5	139	547	3.9
1940	Bob Seymour (R).....	4	57	170	3.0
	Dick Todd.....	4	76	408	5.4
1941	Andy Farkas.....	2	85	224	2.6
	Bob Seymour.....	2	62	137	2.2
1942	Andy Farkas.....	3	125	468	3.7
1943	Andy Farkas.....	5	110	327	3.0
1944	Bob Seymour.....	3	92	315	3.4
1945	Frank Akins.....	6	147	797	5.4
1946	Dick Todd.....	3	41	266	6.5
1947	Jim Castiglia.....	5	104	426	4.1
1948	Ed Quirk (R).....	4	77	328	4.3
1949	Pete Stout (R).....	4	62	245	4.0
1950	Rob Goode.....	5	136	560	4.1
1951	Rob Goode *.....	9	208	951	4.6
1952	Chuck Drazenovich.....	3	29	66	2.3
1953	Leon Heath.....	4	76	266	3.5
1954	Al Dorow (R) (QB).....	3	34	117	3.4
	Billy Wells.....	3	100	516	5.2
1955	Vic Janowicz.....	4	93	397	4.3
	Eddie LeBaron (QB).....	4	37	190	5.1
1956	Leo Elter.....	2	145	544	3.8



1983	John Riggins *.....	24	375	1347	3.6
1984	John Riggins *.....	14	327	1239	3.8
1985	John Riggins.....	8	176	677	3.8
1986	George Rogers *.....	18	303	1203	4.0
1987	George Rogers.....	6	163	613	3.8
1988	Timmy Smith.....	3	155	470	3.0
1989	Earnest Byner.....	7	134	580	4.3
1990	Earnest Byner.....	6	297	1219	4.1
	Gerald Riggs.....	6	123	475	3.9
1991	Gerald Riggs.....	11	78	248	3.2
1992	Earnest Byner.....	6	262	998	3.8
1993	Reggie Brooks (R).....	3	223	1063	4.8
	Brian Mitchell.....	3	63	246	3.9
	Mark Rypien (QB).....	3	9	4	0.4
1994	Ricky Ervins.....	3	185	650	3.5
1995	Terry Allen.....	10	338	1309	3.9

YEARLY LEADERS

1996	Terry Allen	21	347	1353	3.9
1997	Terry Allen	4	210	724	3.4
1998	Skip Hicks (R)	8	122	433	3.5
1999	Stephen Davis	17	290	1405	4.8
2000	Stephen Davis	11	332	1318	4.0
2001	Stephen Davis	5	356	1432	4.0
2002	Stephen Davis	7	207	820	4.0
2003	Rock Cartwright	4	107	411	3.8
2004	Clinton Portis	5	343	1315	3.8
2005	Clinton Portis	11	352	1516	4.3
2006	Clinton Portis	7	127	523	4.1
2007	Clinton Portis	11	325	1262	3.9
2008	Clinton Portis	9	342	1487	4.3
2009	Quinton Ganther	3	62	201	3.2
2010	Ryan Torain	4	164	742	4.5
2011	John Beck (QB)	2	10	43	4.3
	Roy Helu (R)	2	151	640	4.2
2012	Alfred Morris (R)	13	335	1613	4.8
2013	Alfred Morris	7	276	1275	4.6
2014	Alfred Morris	8	265	1074	4.1
2015	Kirk Cousins (QB)	5	26	48	1.8
2016	Rob Kelley (R)	6	168	704	4.2

PASS ATTEMPTS

YEAR	PLAYER	ATT	CMP	YDS	PCT
1932	Honolulu Hughes (R)	57	11	134	19.3
1933	Jim Musick	36	11	151	30.6
1934	Steve Hofuf	51	13	203	25.5
1935	Bill Shepherd (R)	55	21	318	38.2
1936	Cliff Battles	52	18	242	34.6
1937	Sammy Baugh (R)	171	81	1127	47.4
1938	Sammy Baugh	128	63	853	49.2
1939	Sammy Baugh	96	53	518	55.2
1940	Sammy Baugh	177	111	1367	62.7
1941	Sammy Baugh	193	106	1236	54.9
1942	Sammy Baugh	225	132	1524	58.7
1943	Sammy Baugh	239	133	1754	55.6
1944	Frankie Filchock	147	84	1139	57.1
1945	Sammy Baugh	182	128	1669	70.3
1946	Sammy Baugh	161	87	1163	54.0
1947	Sammy Baugh	354	210	2938	59.3
1948	Sammy Baugh	315	185	2599	58.7
1949	Sammy Baugh	255	145	1903	56.9
1950	Sammy Baugh	166	90	1130	54.2
1951	Sammy Baugh	154	67	1104	43.5
1952	Eddie LeBaron (R)	194	96	1420	49.5
1953	Eddie LeBaron	149	62	874	41.6
1954	Al Dorow (R)	138	70	997	50.7
1955	Eddie LeBaron	178	79	1270	44.4
1956	Al Dorow	112	55	730	49.1
1957	Eddie LeBaron	167	99	1508	59.3
1958	Eddie LeBaron	145	79	1365	54.5
1959	Eddie LeBaron	173	77	1077	44.5
1960	Ralph Guglielmi	223	125	1547	56.1
1961	Norm Snead (R)	375	172	2337	45.9
1962	Norm Snead	354	184	2926	52.0
1963	Norm Snead	363	175	3043	48.2
1964	Sonny Jurgensen	385	207	2934	53.8
1965	Sonny Jurgensen	356	190	2367	53.4
1966	Sonny Jurgensen	436	254	3209	58.3
1967	Sonny Jurgensen	508	288	3747	56.7
1968	Sonny Jurgensen	292	167	1980	57.2
1969	Sonny Jurgensen	442	274	3102	62.0
1970	Sonny Jurgensen	337	202	2354	59.9
1971	Billy Kilmer	306	166	2221	54.2
1972	Billy Kilmer	225	120	1648	53.3
1973	Billy Kilmer	227	122	1656	53.7
1974	Billy Kilmer	234	137	1632	58.5
1975	Billy Kilmer	346	178	2440	51.4

1976	Billy Kilmer	206	108	1252	52.4
1977	Billy Kilmer	201	99	1187	49.3
1978	Joe Theismann	390	187	2593	47.9
1979	Joe Theismann	395	233	2797	59.0
1980	Joe Theismann	454	262	2962	57.7
1981	Joe Theismann	496	293	3568	59.1
1982	Joe Theismann	422	161	2033	63.9
1983	Joe Theismann	459	276	3714	60.1
1984	Joe Theismann	477	283	3391	59.3
1985	Joe Theismann	301	167	1774	55.5
1986	Jay Schroeder	541	276	4109	51.0
1987	Jay Schroeder	267	129	1878	48.3
1988	Doug Williams	380	213	2609	56.1
1989	Mark Rypien	476	280	3768	58.8
1990	Mark Rypien	304	166	2070	54.6
1991	Mark Rypien	421	249	3564	59.1
1992	Mark Rypien	479	269	3282	56.2
1993	Mark Rypien	319	166	1514	52.0
1994	Heath Shuler (R)	265	120	1658	45.3
1995	Gus Frerotte	396	199	2751	50.3
1996	Gus Frerotte	470	270	3453	57.4
1997	Gus Frerotte	402	204	2682	50.7
1998	Trent Green	509	278	3441	54.6
1999	Brad Johnson	519	316	4005	60.9
2000	Brad Johnson	365	228	2505	62.5
2001	Tony Banks	370	198	2386	53.5
2002	Shane Matthews	237	124	1251	52.3
2003	Patrick Ramsey	337	179	2166	53.1
2004	Patrick Ramsey	272	169	1665	62.1
2005	Mark Brunell	454	262	3050	57.7
2006	Mark Brunell	260	162	1789	62.3
2007	Jason Campbell	417	250	2700	60.0
2008	Jason Campbell	506	315	3245	62.3
2009	Jason Campbell	507	327	3618	64.5
2010	Donovan McNabb	472	275	3377	58.3
2011	Rex Grossman	458	265	3151	57.9
2012	Robert Griffin III (R)	393	258	3200	65.6
2013	Robert Griffin III	456	274	3203	60.1
2014	Robert Griffin III	214	147	1694	68.7
2015	Kirk Cousins	543	379	4166	69.8
2016	Kirk Cousins	606	406	4917	67.0

PASSING YARDS

YEAR	PLAYER	YDS	ATT	CMP	PCT
1932	Honolulu Hughes (R)	134	57	11	19.3
1933	Jim Musick	151	36	11	30.6
1934	Steve Hofuf	203	51	13	25.5
1935	Bill Shepherd (R)	318	55	21	38.2
1936	Eddie Britt (R)	294	44	18	40.9
1937	Sammy Baugh (R)	1127	171	81	47.4
1938	Sammy Baugh	853	128	63	49.2
1939	Frankie Filchock	1094	89	55	61.8
1940	Sammy Baugh	1367	177	111	62.7
1941	Sammy Baugh	1236	193	106	54.9
1942	Sammy Baugh	1524	225	132	58.7
1943	Sammy Baugh	1754	239	133	55.6
1944	Frankie Filchock	1139	147	84	57.1
1945	Sammy Baugh	1669	182	128	70.3
1946	Sammy Baugh	1163	161	87	54.0
1947	Sammy Baugh	2938	354	210	59.3
1948	Sammy Baugh	2599	315	185	58.7
1949	Sammy Baugh	1903	255	145	56.9
1950	Sammy Baugh	1130	166	90	54.2
1951	Sammy Baugh	1104	154	67	43.5
1952	Eddie LeBaron (R)	1420	194	96	49.5
1953	Eddie LeBaron	874	149	62	41.6
1954	Al Dorow (R)	997	138	70	50.7
1955	Eddie LeBaron	1270	178	79	44.4
1956	Al Dorow	730	112	55	49.1
1957	Eddie LeBaron	1508	167	99	59.3

YEARLY LEADERS

1958	Eddie LeBaron	1365	145	79	54.5
1959	Eddie LeBaron	1077	173	77	44.5
1960	Ralph Guglielmi	1547	223	125	56.1
1961	Norm Snead (R)	2337	375	172	45.9
1962	Norm Snead	2926	354	184	52.0
1963	Norm Snead	3043	363	175	48.2
1964	Sonny Jurgensen	2934	385	207	53.8
1965	Sonny Jurgensen	2367	356	190	53.4
1966	Sonny Jurgensen *	3209	436	254	58.3
1967	Sonny Jurgensen *	3747	508	288	56.7
1968	Sonny Jurgensen	1980	292	167	57.2
1969	Sonny Jurgensen *	3102	442	274	62.0
1970	Sonny Jurgensen	2354	337	202	59.9
1971	Billy Kilmer	2221	306	166	54.2
1972	Billy Kilmer	1648	225	120	53.3
1973	Billy Kilmer	1656	227	122	53.7
1974	Billy Kilmer	1632	234	137	58.5
1975	Billy Kilmer	2440	346	178	51.4
1976	Billy Kilmer	1252	206	108	52.4
1977	Billy Kilmer	1187	201	99	49.3
1978	Joe Theismann	2593	390	187	47.9
1979	Joe Theismann	2797	395	233	59.0
1980	Joe Theismann	2962	454	262	57.7
1981	Joe Theismann	3568	496	293	59.1
1982	Joe Theismann	2033	252	161	63.9
1983	Joe Theismann	3714	459	276	60.1
1984	Joe Theismann	3391	477	283	59.3
1985	Joe Theismann	1774	301	167	55.5
1986	Jay Schroeder *	4109	541	276	51.0
1987	Jay Schroeder	1878	267	129	48.3
1988	Doug Williams	2609	380	213	56.1



1989	Mark Rypien	3768	476	280	58.8
1990	Mark Rypien	2070	304	166	54.6
1991	Mark Rypien *	3564	421	249	59.1
1992	Mark Rypien	3282	479	269	56.2
1993	Mark Rypien	1514	319	166	52.0
1994	Heath Shuler (R)	1658	265	120	45.3
1995	Gus Frerotte	2751	396	199	50.3
1996	Gus Frerotte	3453	470	270	57.4
1997	Gus Frerotte	2692	402	204	50.7
1998	Trent Green	3441	509	278	54.6
1999	Brad Johnson	4005	519	316	60.9
2000	Brad Johnson	2505	365	228	62.5
2001	Tony Banks	2386	370	198	53.5
2002	Patrick Ramsey (R)	1539	227	117	51.5
2003	Patrick Ramsey	2166	337	179	53.1
2004	Patrick Ramsey	1665	272	169	62.1

2005	Mark Brunell	3050	454	262	57.7
2006	Mark Brunell	1789	260	162	62.3
2007	Jason Campbell	2700	417	250	60.0
2008	Jason Campbell	3245	506	315	62.3
2009	Jason Campbell	3618	507	327	64.5
2010	Donovan McNabb	3377	472	275	58.3
2011	Rex Grossman	3151	458	265	57.9
2012	Robert Griffin III (R)	3200	393	258	65.6
2013	Robert Griffin III	3203	456	274	60.1
2014	Kirk Cousins	1710	204	126	61.8
2015	Kirk Cousins	4166	543	379	69.8
2016	Kirk Cousins *	4917	606	406	67.0

PASSING TOUCHDOWNS


YEAR	PLAYER	TD	ATT	CMP	YDS	INT	RTG
1932	Honolulu Hughes (R)	1	57	11	134	9	5.8
1933	Ed Westfall	1	4	1	33	1	61.5
1934	Steve Hukuf	3	51	13	203	10	23.7
1935	Doug Nott (R)	1	24	7	134	3	24.7
	Pug Rentner	1	50	9	148	15	6.7
	Bill Shepherd (R)	1	55	21	318	14	24.5
1936	Eddie Britt (R)	3	44	18	294	5	47.2
1937	Sammy Baugh (R)	8	171	81	1127	14	50.5



1938	Sammy Baugh	5	128	63	853	11	48.1
1939	Frankie Filchok *	11	89	55	1094	7	111.6
1940	Sammy Baugh *	12	177	111	1367	10	85.6
1941	Sammy Baugh	10	193	106	1236	19	52.2
1942	Sammy Baugh	16	225	132	1524	11	82.5
1943	Sammy Baugh	23	239	133	1754	19	78.0
1944	Frankie Filchok *	13	147	84	1139	9	86.0
1945	Sammy Baugh	11	182	128	1669	4	109.9
1946	Sammy Baugh	8	161	87	1163	17	54.2
1947	Sammy Baugh *	25	354	210	2938	15	92.0
1948	Sammy Baugh	22	315	185	2599	23	78.3
1949	Sammy Baugh	18	255	145	1903	14	81.2
1950	Sammy Baugh	10	166	90	1130	11	68.1
1951	Sammy Baugh	7	154	67	1104	17	43.8
1952	Eddie LeBaron (R)	14	194	96	1420	15	65.7
1953	Jack Scarbath (R)	9	129	45	862	12	43.5
1954	Al Dorow (R)	8	138	70	997	17	54.2
1955	Eddie LeBaron	9	178	79	1270	15	50.5
1956	Al Dorow	8	112	55	730	8	64.2
1957	Eddie LeBaron	11	167	99	1508	10	86.1
1958	Eddie LeBaron	11	145	79	1365	10	83.3
1959	Eddie LeBaron	8	173	77	1077	11	54.0
1960	Ralph Guglielmi	9	223	125	1547	19	55.0
1961	Norm Snead (R)	11	375	172	2337	22	51.6
1962	Norm Snead	22	354	184	2926	22	74.7
1963	Norm Snead	13	363	175	3043	27	58.1
1964	Sonny Jurgensen	24	385	207	2934	13	85.4

YEARLY LEADERS

1965	Sonny Jurgensen15	..356	..190	..2367	..16	..69.6
1966	Sonny Jurgensen28	..436	..254	..3209	..19	..84.5
1967	Sonny Jurgensen *31	..508	..288	..3747	..16	..87.3



1968	Sonny Jurgensen17	..292	..167	..1980	..11	..81.7
1969	Sonny Jurgensen22	..442	..274	..3102	..15	..85.4
1970	Sonny Jurgensen23	..337	..202	..2354	..10	..91.5
1971	Billy Kilmer13	..306	..166	..2221	..13	..74.0
1972	Billy Kilmer *19	..225	..120	..1648	..11	..84.8
1973	Billy Kilmer14	..227	..122	..1656	..9	..81.3
1974	Sonny Jurgensen11	..167	..107	..1185	..5	..94.5
1975	Billy Kilmer23	..346	..178	..2440	..16	..77.2
1976	Billy Kilmer12	..206	..108	..1252	..10	..70.3
1977	Billy Kilmer8	..201	..99	..1187	..7	..66.5
1978	Joe Theismann13	..390	..187	..2593	..18	..61.6
1979	Joe Theismann20	..395	..233	..2797	..13	..83.9
1980	Joe Theismann17	..454	..262	..2962	..16	..75.2
1981	Joe Theismann19	..496	..293	..3568	..20	..77.3
1982	Joe Theismann13	..252	..161	..2033	..9	..91.3
1983	Joe Theismann29	..459	..276	..3714	..11	..97.0
1984	Joe Theismann24	..477	..283	..3391	..13	..86.6
1985	Joe Theismann8	..301	..167	..1774	..16	..59.6
1986	Jay Schroeder22	..541	..276	..4109	..22	..72.9
1987	Jay Schroeder12	..267	..129	..1878	..10	..71.0
1988	Mark Rypien (R)18	..208	..114	..1730	..13	..85.2
1989	Mark Rypien22	..476	..280	..3768	..13	..88.1
1990	Mark Rypien16	..304	..166	..2070	..11	..78.4
1991	Mark Rypien °28	..421	..249	..3564	..11	..97.9
1992	Mark Rypien13	..479	..269	..3282	..17	..71.7
1993	Cary Conklin4	..87	..46	..496	..3	..70.9
	Mark Rypien4	..319	..166	..1514	..10	..56.3
1994	John Friesz10	..180	..105	..1266	..9	..77.7
	Heath Shuler (R)10	..265	..120	..1658	..12	..59.6
1995	Gus Frerotte13	..396	..199	..2751	..13	..70.2
1996	Gus Frerotte12	..470	..270	..3453	..11	..79.3
1997	Gus Frerotte17	..402	..204	..2682	..12	..73.8
1998	Trent Green23	..509	..278	..3441	..11	..81.8
1999	Brad Johnson24	..519	..316	..4005	..13	..90.0
2000	Brad Johnson11	..365	..228	..2505	..15	..75.7
2001	Tony Banks10	..370	..198	..2386	..10	..71.3

2002	Shane Matthews11	..237	..124	..1251	..6	..72.6
2003	Patrick Ramsey14	..337	..179	..2166	..9	..75.8
2004	Patrick Ramsey10	..272	..169	..1665	..11	..74.8
2005	Mark Brunell23	..454	..262	..3050	..10	..85.9
2006	Jason Campbell10	..207	..110	..1297	..6	..76.5
2007	Jason Campbell12	..417	..250	..2700	..11	..77.6
2008	Jason Campbell13	..506	..315	..3245	..6	..84.3
2009	Jason Campbell20	..507	..327	..3618	..15	..86.4
2010	Donovan McNabb14	..472	..275	..3377	..15	..77.1
2011	Rex Grossman16	..458	..265	..3151	..20	..72.4
2012	Robert Griffin III (R)20	..393	..258	..3200	..5	..102.4
2013	Robert Griffin III16	..456	..274	..3203	..12	..82.2
2014	Kirk Cousins10	..204	..126	..1710	..9	..86.4
2015	Kirk Cousins29	..543	..379	..69.8	..11	..101.6
2016	Kirk Cousins25	..606	..406	..670	..12	..97.2

RECEPTIONS

YEAR	PLAYER	REC.	YDS	AVG.	TD
1932	Cliff Battles (B) (R)	4	60	15.0	1
1933	Cliff Battles (B)	11	185	16.8	0
1934	Chuck Malone (R)	11	131	11.9	2
1935	Chuck Malone	22	433	19.7	2
1936	Wayne Millner (R)	18	211	11.7	0
1937	Chuck Malone	28	419	15.0	4
1938	Chuck Malone	24	257	10.7	1
1939	Wayne Millner	19	294	15.5	4
	Dick Todd (B) (R)	19	230	12.1	3
1940	Jimmy Johnston (B)	29	350	12.1	3
1941	Wayne Millner	20	262	13.1	0
1942	Dick Todd (B)	23	328	14.3	4
1943	Joe Aguirre	37	420	11.4	7
1944	Joe Aguirre	34	410	12.1	4
1945	Steve Bagarus (R)	34	617	18.1	5
1946	Steve Bagarus	31	438	14.1	3
1947	Bob Nussbaumer	47	597	12.7	4
1948	Dick Todd (B)	37	550	14.9	6
1949	Hugh Taylor	45	781	17.4	9
1950	Hugh Taylor	39	833	21.4	9
1951	Hugh Taylor	29	444	15.3	3
1952	Hugh Taylor	41	961	23.4	12
1953	Hugh Taylor	35	703	20.1	8
1954	Hugh Taylor	37	659	17.8	8
1955	Johnny Carson	23	443	19.3	3
1956	Johnny Carson	39	504	12.9	3
1957	Johnny Carson	34	583	17.1	3
1958	Joe Walton	32	532	16.6	5
1959	Bill Anderson	35	734	21.0	6
1960	Bill Anderson	38	488	12.8	3
1961	Fred Dugan	53	817	15.4	4
1962	Bobby Mitchell	72	1384	19.2	11
1963	Bobby Mitchell	69	1436	20.8	7
1964	Bobby Mitchell	60	904	15.1	10
1965	Bobby Mitchell	60	867	14.5	6
1966	Charley Taylor	72	1119	15.5	12
1967	Charley Taylor	70	990	14.1	9
1968	Charley Taylor	48	650	13.5	5
1969	Charley Taylor	71	883	12.4	8
1970	Jerry Smith (TE)	43	575	13.4	9
1971	Roy Jefferson	47	701	14.9	4
1972	Charley Taylor	49	673	13.7	7
1973	Charley Taylor	59	801	13.6	7
1974	Charley Taylor	54	738	13.7	5
1975	Charley Taylor	53	744	14.0	6
1976	Frank Grant	50	818	16.4	5
1977	Jean Fugett (TE)	36	631	17.5	5
1978	Danny Buggs	36	575	16.0	2
1979	Danny Buggs	46	631	13.7	1
1980	Art Monk (R)	58	797	13.7	3
1981	Joe Washington (RB)	70	558	8.0	3
1982	Art Monk	35	447	12.8	1


YEARLY LEADERS

1983	Charlie Brown	78	1225	15.7	8
1984	Art Monk	106	1372	12.9	7
1985	Art Monk	91	1226	13.5	2
1986	Gary Clark	74	1265	17.1	7
1987	Gary Clark	56	1066	19.0	7
1988	Ricky Sanders	73	1148	15.7	12
1989	Art Monk	86	1186	13.8	8
1990	Gary Clark	75	1112	14.8	8
1991	Art Monk	71	1049	14.8	8
1992	Gary Clark	64	912	14.3	5
1993	Ricky Sanders	58	638	11.0	4
1994	Henry Ellard	74	1397	18.9	6
1995	Henry Ellard	56	1005	17.9	5
1996	Henry Ellard	52	1014	19.5	2
1997	Jamie Asher [TE]	49	474	9.7	1
1998	Brian Mitchell [RB]	44	306	7.0	0
	Michael Westbrook	44	736	16.7	3
1999	Larry Centers [FB]	69	544	7.9	6
2000	Larry Centers [FB]	81	600	7.4	3
2001	Michael Westbrook	57	664	11.6	4
2002	Rod Gardner	71	1006	14.2	8
2003	Laveranues Coles	82	1204	14.7	6
2004	Laveranues Coles	90	950	10.6	1
2005	Santana Moss	84	1483	17.7	9
2006	Chris Cooley [TE]	57	734	12.9	6
2007	Chris Cooley [TE]	66	786	11.9	8
2008	Chris Cooley [TE]	83	849	10.2	1
2009	Santana Moss	70	902	12.9	3
2010	Santana Moss	93	1115	12.0	6
2011	Jabar Gaffney	68	947	13.9	5
2012	Joshua Morgan	48	510	10.6	2
2013	Pierre Garçon *	113	1346	11.9	5
2014	Pierre Garçon	68	752	11.1	3
2015	Jordan Reed [TE]	87	952	10.9	11
2016	Pierre Garçon	79	1,041	13.2	3

1964	Bobby Mitchell	904	60	15.1	10
1965	Bobby Mitchell	867	60	14.5	6
1966	Charley Taylor	1119	72	15.5	12
1967	Charley Taylor	990	70	14.1	9
1968	Charley Taylor	650	48	13.5	5
1969	Charley Taylor	883	71	12.4	8
1970	Charley Taylor	593	42	14.1	8
1971	Roy Jefferson	701	47	14.9	4
1972	Charley Taylor	673	49	13.7	7
1973	Charley Taylor	801	59	13.6	7
1974	Charley Taylor	738	54	13.7	5
1975	Frank Grant	776	41	18.9	8
1976	Frank Grant	818	50	16.4	5
1977	Jean Fugett [TE]	631	36	17.5	5
1978	John McDaniel	577	34	17.0	4
1979	Danny Buggs	631	46	13.7	1
1980	Art Monk [R]	797	58	13.7	3
1981	Art Monk	894	56	16.0	6
1982	Charlie Brown [R]	690	32	21.6	8
1983	Charlie Brown	1225	78	15.7	8
1984	Art Monk	1372	106	12.9	7
1985	Art Monk	1226	91	13.5	2

RECEIVING YARDS

YEAR	PLAYER	YDS	REC	AVG	TD
1932	Cliff Battles [R] [B]	60	4	15.0	1
1933	Cliff Battles [B]	185	11	16.8	0
1934	Chuck Malone [R]	131	11	11.9	2
1935	Chuck Malone	433	22	19.7	2
1936	Wayne Millner [R]	211	18	11.7	0
1937	Chuck Malone	419	28	15.0	4
1938	Chuck Malone	257	24	10.7	1
1939	Andy Farkas [B]	437	16	27.3	5
1940	Dick Todd [B]	402	20	20.1	4
1941	Wayne Millner	262	20	13.1	0
1942	Dick Todd [B]	328	23	14.3	4
1943	Wilbur Moore [B]	537	30	17.9	7
1944	Wilbur Moore [B]	424	33	12.8	5
1945	Steve Bagarus [R] [B]	617	34	18.1	5
1946	Steve Bagarus [B]	438	31	14.1	3
1947	Eddie Saenz [B]	598	34	17.6	4
1948	Hal Crisler	599	33	18.2	6
1949	Hugh Taylor	781	45	17.4	9
1950	Hugh Taylor	833	39	21.4	9
1951	Hugh Taylor	444	29	15.3	3
1952	Hugh Taylor	961	41	23.4	12
1953	Hugh Taylor	703	35	20.1	8
1954	Hugh Taylor	659	37	17.8	8
1955	Johnny Carson	443	23	19.3	3
1956	Johnny Carson	504	39	12.9	3
1957	Johnny Carson	583	34	17.1	3
1958	Joe Walton [TE]	532	32	16.6	5
1959	Bill Anderson [TE]	734	35	21.0	6
1960	Bill Anderson [TE]	488	38	12.8	3
1961	Fred Dugan	817	53	15.4	4
1962	Bobby Mitchell *	1384	72	19.2	11
1963	Bobby Mitchell *	1436	69	20.8	7



1986	Gary Clark	1265	74	17.1	7
1987	Gary Clark	1066	56	19.0	7
1988	Ricky Sanders	1148	73	15.7	12
1989	Gary Clark	1229	79	15.6	9
1990	Gary Clark	1112	75	14.8	8
1991	Gary Clark	1340	70	19.1	10
1992	Gary Clark	912	64	14.3	5
1993	Ricky Sanders	638	58	11.0	4
1994	Henry Ellard	1397	74	18.9	6
1995	Henry Ellard	1005	56	17.9	5
1996	Henry Ellard	1014	52	19.5	2
1997	Leslie Shepherd	562	29	19.4	5
1998	Michael Westbrook	736	44	16.7	6
1999	Michael Westbrook	1191	65	18.3	9
2000	Albert Connell	762	39	19.5	3
2001	Rod Gardner [R]	741	46	16.1	4
2002	Rod Gardner	1006	71	14.2	8
2003	Laveranues Coles	1204	82	14.7	6

YEARLY LEADERS

2004	Laveranues Coles.....	9509010.61
2005	Santana Moss *	14838417.79
2006	Santana Moss.....	7905514.46
2007	Santana Moss.....	8086113.23
2008	Santana Moss.....	10447913.26
2009	Santana Moss.....	9027012.93
2010	Santana Moss.....	11159312.06
2011	Jabar Gaffney.....	9476813.95
2012	Pierre Garçon.....	6334414.44
2013	Pierre Garçon.....	134611311.95
2014	DeSean Jackson.....	11695620.96
2015	Jordan Reed (TE).....	9528710.911
2016	Pierre Garçon.....	10417913.23

RECEIVING TOUCHDOWNS

YEAR	PLAYER.....	TD.....	REC.....	YDS.....	AVG
1932	Cliff Battles (R) (B).....	146015.0
1933	Ike Frankian (R).....	167512.5
1934	Chuck Malone (R).....	21113111.9
1935	Chuck Malone.....	22243319.7
1936	Riley Smith (R) (B).....	237625.3
1937	Chuck Malone.....	42841915.0
1938	(Nine players).....	1---
1939	Andy Farkas (B).....	51643727.3
1940	Bob Masterson.....	41828315.7
	Dick Todd (B).....	42040220.1
1941	Joe Aguirre (R).....	21010310.3
	Bob McChesney.....	21921311.2
	Bob Seymour (B).....	268514.2
1942	Dick Todd (B).....	42332814.3
1943	Joe Aguirre.....	73742011.4
	Wilbur Moore (B).....	73053717.9
1944	Wilbur Moore (B).....	53342412.8
1945	Steve Bagarus (B).....	53461718.1
1946	Steve Bagarus (B).....	33143814.1
	Eddie Saenz (B).....	31224220.2
1947	Hugh Taylor (R).....	62651119.7
1948	Hal Crisler.....	63359918.2
	Dick Todd (B).....	63755014.9
1949	Hugh Taylor.....	94578117.4
1950	Hugh Taylor.....	93983321.4
1951	Hugh Taylor.....	32944415.3
1952	Hugh Taylor.....	124196123.4
1953	Hugh Taylor.....	83570320.1
1954	Hugh Taylor.....	83765917.8
1955	Johnny Carson.....	32344319.3
	Vic Janowicz (B).....	31114913.5
1956	Steve Meilinger (R).....	52439516.5
1957	Jim Podoley (R) (B).....	42755420.5
1958	Joe Walton (TE).....	53253216.6
1959	Bill Anderson (TE).....	63573421.0
1960	Bill Anderson (TE).....	33848812.8
	Joe Walton (TE).....	32740114.9
1961	Fred Dugan.....	45381715.4
1962	Bobby Mitchell.....	1172138419.2
1963	Bobby Mitchell.....	769143620.8
1964	Bobby Mitchell.....	106090415.1
1965	Bobby Mitchell.....	66086714.5
1966	Charley Taylor.....	1272111915.5
1967	Jerry Smith (TE).....	126784912.7
1968	Pat Richter (TE).....	94253312.7
1969	Jerry Smith (TE).....	95468212.6
1970	Jerry Smith (TE).....	94357513.6
1971	Roy Jefferson.....	44770114.9
	Charley Taylor.....	42437015.4
1972	Jerry Smith (TE).....	72135316.8
	Charley Taylor.....	74967313.7
1973	Charley Taylor.....	75980113.6
1974	Charley Taylor.....	55473813.7
1975	Frank Grant.....	84177618.9

1976	Jean Fugett (TE).....	62733412.4
1977	Jean Fugett (TE).....	53663117.5
1978	Jean Fugett (TE).....	72536714.7
1979	Clarence Harmon.....	53243413.6
1980	Ricky Thompson.....	52231314.2
1981	Art Monk.....	65689416.0
1982	Charlie Brown (R).....	83269021.6
1983	Charlie Brown.....	878122515.7
1984	Art Monk.....	7106137212.9
1985	Gary Clark (R).....	57292612.9
1986	Gary Clark.....	774126517.1
1987	Gary Clark.....	756106619.0
1988	Ricky Sanders *.....	1273114815.7
1989	Gary Clark.....	979122915.6
1990	Gary Clark.....	875111214.8
1991	Gary Clark.....	1070134019.1
1992	Gary Clark.....	56491214.3
1993	Ricky Sanders.....	45863811.0
1994	Henry Ellard.....	674139718.9
1995	Henry Ellard.....	556100517.9
1996	Jamie Asher (TE).....	44248111.5
1997	Leslie Shepherd.....	52956219.4
1998	Leslie Shepherd.....	84371216.6
1999	Michael Westbrook.....	965119118.3
2000	Irving Fryar.....	54154813.4
2001	Rod Gardner (R).....	44674116.1
	Michael Westbrook.....	45766411.6
2002	Rod Gardner.....	871100614.2
2003	Laveranues Coles.....	682120414.7
	Darnerien McCants.....	62731013.3
2004	Chris Cooley (R) (TE).....	6373648.5
2005	Santana Moss.....	984148317.7
2006	Chris Cooley (TE).....	65773412.9
	Santana Moss.....	65579014.4
2007	Chris Cooley (TE).....	86678611.9
2008	Santana Moss.....	679104413.2
2009	Fred Davis (TE).....	64850910.6
2010	Santana Moss.....	693111512.0
2011	Jabar Gaffney.....	56894713.9
2012	Santana Moss.....	84157314.0
2013	Pierre Garçon.....	5113134611.9
2014	DeSean Jackson.....	656116920.9
2015	Jordan Reed (TE).....	118795210.9
2016	Jamison Crowder.....	76784712.6

SCORING

YEAR	PLAYER.....	Pts..	TD.....	XPM	XPA	FGM	FGA	2pt
1932	Cliff Battles (R).....	24400000
1933	Jim Musick.....	45512-1-0
1934	Cliff Battles.....	4371-0-0
1935	Jim Musick.....	1422---0
1936	Cliff Battles.....	42700000
1937	Riley Smith.....	55322-5-0
1938	Andy Farkas (R).....	37611000
1939	Andy Farkas *.....	681123010
1940	Dick Todd.....	54900000
1941	Joe Aguirre (R).....	26289250
1942	Andy Farkas.....	39633000
1943	Andy Farkas.....	54900000
	Wilbur Moore.....	54900000
1944	Joe Aguirre.....	5141518480
1945	Joe Aguirre.....	44023237130
1946	Dick Poillon.....	45121216160
1947	Dick Poillon.....	8563741460
1948	Dick Poillon.....	6633338570
1949	Hugh Taylor.....	54900000
1950	Bill Dudley.....	64331315100
1951	Bill Dudley.....	693212210130
1952	Hugh Taylor.....	721200000
1953	Bill Dudley.....	580252511220

YEARLY LEADERS

1954	Hugh Taylor.....	48.....	8.....	0.....	0.....	0.....	0.....	0.....	0.....
1955	Vic Janowicz.....	88.....	7.....	28.....	31.....	6.....	20.....	0.....	0.....
1956	Sam Baker.....	67.....	0.....	16.....	19.....	17.....	25.....	0.....	0.....
1957	Sam Baker *.....	77.....	1.....	29.....	30.....	14.....	23.....	0.....	0.....
1958	Sam Baker.....	64.....	0.....	25.....	25.....	13.....	26.....	0.....	0.....
1959	Sam Baker.....	51.....	0.....	21.....	22.....	10.....	22.....	0.....	0.....
1960	Bob Khayat (R).....	64.....	0.....	19.....	19.....	15.....	23.....	0.....	0.....
1961	John Aveni.....	42.....	1.....	21.....	23.....	5.....	28.....	0.....	0.....
1962	Bobby Mitchell.....	72.....	12.....	0.....	0.....	0.....	0.....	0.....	0.....
1963	Bob Khayat.....	69.....	0.....	33.....	35.....	12.....	26.....	0.....	0.....
1964	Jim Martin.....	71.....	0.....	35.....	39.....	12.....	28.....	0.....	0.....
1965	Bob Jencks.....	59.....	0.....	29.....	33.....	10.....	22.....	0.....	0.....
1966	Charlie Gogolak (R).....	105.....	0.....	39.....	41.....	22.....	34.....	0.....	0.....
1967	Jerry Smith.....	72.....	12.....	0.....	0.....	0.....	0.....	0.....	0.....
1968	Charlie Gogolak.....	57.....	0.....	30.....	31.....	9.....	19.....	0.....	0.....
1969	Curt Knight (R).....	83.....	0.....	35.....	36.....	16.....	27.....	0.....	0.....
1970	Curt Knight.....	93.....	0.....	33.....	34.....	20.....	27.....	0.....	0.....
1971	Curt Knight *.....	114.....	0.....	27.....	27.....	29.....	49.....	0.....	0.....
1972	Curt Knight.....	82.....	0.....	40.....	41.....	14.....	30.....	0.....	0.....
1973	Curt Knight.....	103.....	0.....	37.....	37.....	22.....	42.....	0.....	0.....
1974	Mark Moseley.....	81.....	0.....	27.....	29.....	18.....	30.....	0.....	0.....
1975	Mark Moseley.....	85.....	0.....	37.....	39.....	16.....	25.....	0.....	0.....
1976	Mark Moseley °.....	97.....	0.....	31.....	32.....	22.....	34.....	0.....	0.....
1977	Mark Moseley.....	82.....	0.....	19.....	19.....	21.....	37.....	0.....	0.....
1978	Mark Moseley.....	87.....	0.....	30.....	31.....	19.....	30.....	0.....	0.....
1979	Mark Moseley °.....	114.....	0.....	39.....	39.....	25.....	33.....	0.....	0.....
1980	Mark Moseley.....	81.....	0.....	27.....	30.....	18.....	33.....	0.....	0.....
1981	Mark Moseley.....	95.....	0.....	38.....	42.....	19.....	30.....	0.....	0.....
1982	Mark Moseley.....	76.....	0.....	16.....	19.....	20.....	21.....	0.....	0.....
1983	Mark Moseley *.....	161.....	0.....	62.....	63.....	33.....	47.....	0.....	0.....
1984	Mark Moseley.....	120.....	0.....	48.....	51.....	24.....	31.....	0.....	0.....
1985	Mark Moseley.....	97.....	0.....	31.....	33.....	22.....	34.....	0.....	0.....
1986	George Rogers.....	108.....	18.....	0.....	0.....	0.....	0.....	0.....	0.....
1987	Ali Haji-Sheikh.....	68.....	0.....	29.....	32.....	13.....	19.....	0.....	0.....
1988	Chip Lohmiller (R).....	97.....	0.....	40.....	41.....	19.....	26.....	0.....	0.....
1989	Chip Lohmiller.....	128.....	0.....	41.....	41.....	29.....	40.....	0.....	0.....
1990	Chip Lohmiller °.....	131.....	0.....	41.....	41.....	30.....	40.....	0.....	0.....
1991	Chip Lohmiller *.....	149.....	0.....	56.....	56.....	31.....	43.....	0.....	0.....
1992	Chip Lohmiller.....	120.....	0.....	30.....	30.....	30.....	40.....	0.....	0.....
1993	Chip Lohmiller.....	72.....	0.....	24.....	26.....	16.....	28.....	0.....	0.....
1994	Chip Lohmiller.....	90.....	0.....	30.....	32.....	20.....	28.....	0.....	0.....
1995	Eddie Murray.....	114.....	0.....	33.....	33.....	27.....	36.....	0.....	0.....
1996	Terry Allen.....	126.....	21.....	0.....	0.....	0.....	0.....	0.....	0.....
1997	Scott Blanton.....	82.....	0.....	34.....	34.....	16.....	24.....	0.....	0.....
1998	Cary Blanchard.....	63.....	0.....	30.....	31.....	11.....	17.....	0.....	0.....
1999	Brett Conway.....	115.....	0.....	49.....	50.....	22.....	32.....	0.....	0.....
2000	Stephen Davis.....	66.....	11.....	0.....	0.....	0.....	0.....	0.....	0.....
2001	Brett Conway.....	100.....	0.....	22.....	22.....	26.....	33.....	0.....	0.....
2002	James Tuthill (R).....	50.....	0.....	20.....	21.....	10.....	16.....	0.....	0.....
2003	John Hall.....	101.....	0.....	26.....	27.....	25.....	33.....	0.....	0.....
2004	Clinton Portis.....	42.....	7.....	0.....	0.....	0.....	0.....	0.....	0.....
2005	Clinton Portis.....	68.....	11.....	0.....	0.....	0.....	0.....	0.....	1.....
2006	Clinton Portis.....	42.....	7.....	0.....	0.....	0.....	0.....	0.....	0.....
2007	Shaun Suisham.....	116.....	0.....	29.....	30.....	29.....	35.....	0.....	0.....
2008	Shaun Suisham.....	103.....	0.....	25.....	25.....	26.....	36.....	0.....	0.....
2009	Shaun Suisham.....	74.....	0.....	20.....	21.....	18.....	21.....	0.....	0.....
2010	Graham Gano.....	100.....	0.....	28.....	28.....	24.....	35.....	0.....	0.....
2011	Graham Gano.....	118.....	0.....	25.....	26.....	31.....	41.....	0.....	0.....
2012	Kai Forbath.....	95.....	0.....	33.....	34.....	17.....	18.....	0.....	0.....
2013	Kai Forbath.....	80.....	0.....	26.....	26.....	18.....	22.....	0.....	0.....
2014	Kai Forbath.....	103.....	0.....	31.....	32.....	24.....	27.....	0.....	0.....
2015	Dustin Hopkins.....	114.....	0.....	39.....	40.....	25.....	28.....	0.....	0.....
2016	Dustin Hopkins.....	138.....	0.....	36.....	39.....	34.....	42.....	0.....	0.....

1943	Sammy Baugh *.....	11.....	112.....	10.2.....	23.....	0.....	0.....	0.....	0.....
1944	Wilbur Moore.....	5.....	53.....	10.6.....	35.....	0.....	0.....	0.....	0.....
1945	Sammy Baugh.....	4.....	114.....	28.5.....	74.....	0.....	0.....	0.....	0.....
	Bob Seymour.....	4.....	28.....	7.0.....	8.....	0.....	0.....	0.....	0.....
	Dick Todd.....	4.....	35.....	8.8.....	22.....	0.....	0.....	0.....	0.....
1946	Steve Bagarus.....	4.....	66.....	16.5.....	41.....	0.....	0.....	0.....	0.....
	Dick Todd.....	4.....	26.....	6.5.....	0.....	0.....	0.....	0.....	0.....
1947	Tom Farmer.....	6.....	27.....	4.5.....	22.....	0.....	0.....	0.....	0.....
1948	Dan Sandifer (R) *.....	13.....	258.....	19.8.....	54.....	2.....	0.....	0.....	0.....
1949	Dan Sandifer.....	5.....	82.....	16.4.....	59.....	0.....	0.....	0.....	0.....
1950	Harry Dowda.....	4.....	28.....	7.0.....	28t.....	1.....	0.....	0.....	0.....
	Hall Haynes (R).....	4.....	77.....	19.3.....	30t.....	1.....	0.....	0.....	0.....
1951	Harry Gilmer.....	5.....	79.....	15.8.....	30.....	0.....	0.....	0.....	0.....
	Ed Salem (R).....	5.....	26.....	5.2.....	21.....	0.....	0.....	0.....	0.....
1952	Johnny Williams (R).....	5.....	97.....	19.4.....	38t.....	1.....	0.....	0.....	0.....
1953	Don Doll.....	10.....	102.....	10.2.....	28.....	0.....	0.....	0.....	0.....
1954	Dick Alban.....	9.....	81.....	9.0.....	27.....	0.....	0.....	0.....	0.....
1955	Norb Hecker.....	6.....	52.....	8.7.....	26.....	0.....	0.....	0.....	0.....
1956	Norb Hecker.....	8.....	26.....	3.3.....	14.....	0.....	0.....	0.....	0.....
1957	Norb Hecker.....	3.....	39.....	13.0.....	22.....	0.....	0.....	0.....	0.....
	Don Shula.....	3.....	48.....	16.0.....	30.....	0.....	0.....	0.....	0.....
1958	Dick James.....	4.....	43.....	10.8.....	23.....	0.....	0.....	0.....	0.....
1959	Dick James.....	3.....	47.....	15.7.....	25.....	0.....	0.....	0.....	0.....
1960	Ben Scotti.....	4.....	76.....	19.0.....	30.....	0.....	0.....	0.....	0.....
1961	Jim Kerr (R).....	7.....	93.....	13.3.....	38.....	0.....	0.....	0.....	0.....
1962	Claude Crabb (R).....	6.....	30.....	5.0.....	13.....	0.....	0.....	0.....	0.....
1963	Jim Steffen.....	5.....	140.....	28.0.....	78t.....	1.....	0.....	0.....	0.....
1964	Paul Krause (R) *.....	12.....	140.....	11.7.....	35t.....	1.....	0.....	0.....	0.....
1965	Paul Krause.....	6.....	118.....	19.7.....	43.....	0.....	0.....	0.....	0.....
	Johnny Sample.....	6.....	57.....	9.5.....	28.....	0.....	0.....	0.....	0.....
1966	Brig Owens (R).....	7.....	165.....	23.6.....	60t.....	1.....	0.....	0.....	0.....
1967	Paul Krause.....	8.....	75.....	9.4.....	32.....	0.....	0.....	0.....	0.....
1968	Brig Owens.....	8.....	109.....	13.6.....	38.....	0.....	0.....	0.....	0.....
1969	Rickie Harris.....	4.....	81.....	20.3.....	47.....	0.....	0.....	0.....	0.....
1970	Mike Bass.....	4.....	37.....	9.3.....	22.....	0.....	0.....	0.....	0.....
	Brig Owens.....	4.....	86.....	21.5.....	32.....	0.....	0.....	0.....	0.....
1971	Mike Bass.....	8.....	78.....	9.8.....	38t.....	1.....	0.....	0.....	0.....
1972	Pat Fischer.....	4.....	61.....	15.3.....	35.....	0.....	0.....	0.....	0.....
	Chris Hanburger.....	4.....	98.....	24.5.....	41t.....	1.....	0.....	0.....	0.....
1973	Ken Houston.....	6.....	32.....	5.3.....	22.....	0.....	0.....	0.....	0.....



INTERCEPTIONS

YEAR	PLAYER.....	NO ...	YDS ...	AVG	LG.....	TD
1940	Frankie Filchock.....	4.....	1.....	0.3.....	-.....	0.....
1941	Sammy Baugh.....	4.....	83.....	20.8.....	35.....	0.....
	Andy Farkas.....	4.....	27.....	6.8.....	26.....	0.....
1942	Sammy Baugh.....	5.....	77.....	15.4.....	29.....	0.....

1974	Ken Stone.....	5.....	95.....	19.0.....	31.....	0.....
1975	Mike Bass.....	4.....	85.....	21.3.....	30.....	0.....
	Ken Houston.....	4.....	33.....	8.3.....	19.....	0.....
1976	Joe Lavender.....	8.....	77.....	9.6.....	28.....	0.....
1977	Ken Houston.....	5.....	69.....	13.8.....	31.....	0.....
1978	Jake Scott.....	7.....	72.....	10.3.....	39.....	0.....
1979	Lemar Parrish °.....	9.....	65.....	7.2.....	23.....	0.....

YEARLY LEADERS

1980	Lemar Parrish	7	13	1.9	9	0
1981	Mark Murphy	7	68	9.7	29	0
1982	Vernon Dean (R)	3	62	20.7	26	0
	Jeris White	3	4	1.3	4	0
1983	Mark Murphy *	9	127	14.1	48	0
1984	Vernon Dean	7	114	16.3	36t	2
1985	Vernon Dean	5	8	1.6	8	0
	Curtis Jordan	5	88	17.6	36	0
1986	Darrell Green	5	9	1.8	7	0
1987	Barry Wilburn *	9	135	15.0	100t	1
1988	Barry Wilburn	4	24	6.0	14	0
1989	Brian Davis	4	40	10.0	15	0
	A.J. Johnson (R)	4	94	23.5	59t	1
	Alvin Walton	4	58	14.5	29t	1
1990	Martin Mayhew	7	20	2.9	15	0
1991	Darrell Green	5	47	9.4	24	0
	Wilber Marshall	5	75	15.0	54t	1
1992	Brad Edwards	6	157	26.2	53t	1
1993	Tom Carter (R)	6	54	9.0	29	0
1994	Andre Collins	4	150	37.5	92t	2
1995	Tom Carter	4	116	29.0	51t	1
1996	Tom Carter	5	24	4.8	24	0
1997	Cris Dishman	4	47	11.8	29t	1
	Stanley Richard	4	28	7.0	23	0
1998	Leomont Evans	3	77	25.7	54	0
	Darrell Green	3	36	12.0	36	0
1999	Matt Stevens	6	61	10.2	25	0
2000	Champ Bailey	5	48	9.6	48	0
2001	Fred Smoot (R)	5	36	7.2	36	0
2002	Fred Smoot	4	12	3.0	12	0
2003	Fred Smoot	4	35	8.8	35	0
2004	Shawn Springs	5	117	23.4	38	0
2005	Lemar Marshall	4	55	13.8	27	1
2006	Sean Taylor (& 5 others)	1	25	25.0	25	0
2007	Sean Taylor	5	98	19.6	48	0
2008	Chris Horton	3	13	4.3	10	0
2009	DeAngelo Hall	4	114	28.5	44	0
2010	DeAngelo Hall	6	92	15.3	92t	1
2011	Oshiomogho Atoogwe	3	42	14.0	26	0
	DeAngelo Hall	3	46	15.3	26	0
2012	London Fletcher	5	29	5.8	10	0
2013	DeAngelo Hall	4	49	12.3	26t	2
2014	Bashaud Breeland (R)	2	0	0.0	0	0
2015	Will Blackmon	2	7	3.5	6	0
	Bashaud Breeland	2	56	28.0	28	0
	Perry Riley, Jr.	2	7	3.5	7	0
2016	Bashaud Breeland	3	32	10.7	23	0
	Josh Norman	3	38	12.7	35	0

PUNTS

YEAR	PLAYER	NO.	YDS.	AVG.	NET	TB	In20	LG
1939	Sammy Baugh	26	998	38.4	-	-	-	69
1940	Sammy Baugh	35	1799	51.4	-	-	-	85
1941	Sammy Baugh	30	1462	48.7	-	-	-	75
1942	Sammy Baugh	37	1785	48.2	-	-	-	74
1943	Sammy Baugh *	50	2295	45.9	-	-	-	81
1944	Sammy Baugh	44	1787	40.6	-	-	-	76
1945	Sammy Baugh	33	1429	43.3	-	-	-	57
1946	Sammy Baugh	33	1488	45.1	-	-	-	60
1947	Sammy Baugh	35	1528	43.7	-	-	-	67
1948	Dick Poillon	51	2150	42.2	-	-	-	76
1949	Dick Poillon	67	2697	40.3	-	-	-	59
1950	Choo-Choo Justice (R)	22	908	41.3	-	-	-	57
1951	Billy Cox (R)	28	1122	40.1	-	-	-	61
1952	Eddie LeBaron (R)	51	2150	42.2	-	-	-	63
1953	Eddie LeBaron	51	2004	39.3	-	-	-	60
1954	Choo-Choo Justice	61	2461	40.3	-	-	-	63
1955	Eddie LeBaron	62	2581	41.5	-	-	-	57
1956	Sam Baker	59	2510	42.6	-	-	-	56
1957	Sam Baker	50	2139	42.8	-	-	-	63

1958	Sam Baker	48	2181	45.4	-	-	-	64
1959	Sam Baker	49	2229	45.5	-	-	-	65
1960	Eagle Day	59	2476	42.0	-	-	-	56
1961	Sam Horner	63	2409	38.2	-	-	-	62
1962	Doug Elmore (R)	54	1860	34.4	-	-	-	52
1963	Pat Richter (R)	53	2210	41.7	-	-	-	61
1964	Pat Richter *	91	3749	41.2	-	-	-	63
1965	Pat Richter	54	2364	43.8	-	-	-	72
1966	Pat Richter	68	2884	42.4	-	-	-	60
1967	Pat Richter	72	2976	41.3	-	-	-	58
1968	Mike Bragg (R)	76	3288	43.3	-	-	-	64
1969	Mike Bragg	70	2957	42.2	-	-	-	63
1970	Mike Bragg	61	2493	40.9	-	-	-	66
1971	Mike Bragg	58	2348	40.5	-	-	-	59
1972	Mike Bragg	59	2237	38.5	-	-	-	62
1973	Mike Bragg	64	2581	40.3	-	-	-	61
1974	Mike Bragg	74	2823	38.1	-	-	-	57
1975	Mike Bragg	72	2924	40.6	-	-	-	63
1976	Mike Bragg	90	3503	38.9	32.9	11	15	56
1977	Mike Bragg	91	3502	38.5	35.1	4	29	56
1978	Mike Bragg *	103	4056	39.4	33.9	10	23	56
1979	Mike Bragg	78	2998	38.4	34.1	10	12	74
1980	Mike Connell	85	3331	39.2	33.4	7	11	57
1981	Mike Connell	73	2923	40.0	33.4	5	13	57
1982	Jeff Hayes (R)	51	1937	38.0	33.3	5	10	58
1983	Jeff Hayes	72	2796	38.8	32.6	2	29	56
1984	Jeff Hayes	72	2834	39.4	34.9	5	11	59
1985	Steve Cox	52	2175	41.8	34.2	3	14	57
1986	Steve Cox	75	3271	43.6	36.4	16	21	58
1987	Steve Cox	63	2571	40.8	35.0	7	14	77
1988	Greg Coleman	39	1505	38.6	32.2	3	8	53
1989	Ralf Mojsiejenko	62	2663	43.0	33.3	9	21	74
1990	Ralf Mojsiejenko	43	1687	39.2	34.2	0	17	53
1991	Kelly Goodburn	52	2070	39.8	33.1	3	16	61
1992	Kelly Goodburn	64	2555	39.9	32.7	5	17	66
1993	Reggie Roby	78	3447	44.2	37.2	10	25	60
1994	Reggie Roby	82	3639	44.4	36.1	12	21	65
1995	Matt Turk (R)	74	3140	42.4	37.7	9	29	60
1996	Matt Turk	75	3386	45.1	39.2	11	24	63
1997	Matt Turk	84	3788	45.1	39.2	11	32	62
1998	Matt Turk	93	4103	44.1	39.0	9	33	69
1999	Matt Turk	62	2564	41.4	35.6	10	16	57
2000	Tommy Barnhardt	79	3160	40.0	34.4	5	23	53
2001	Bryan Barker	90	3747	41.6	34.8	9	27	59
2002	Bryan Barker	48	1924	40.1	30.0	5	13	63
2003	Bryan Barker	84	3377	40.2	34.3	5	24	69
2004	Tom Tupa *	103	4544	44.1	35.2	8	30	61
2005	Derrick Frost	76	3074	40.4	36.7	6	23	55
2006	Derrick Frost	81	3471	42.9	36.7	7	27	60
2007	Derrick Frost	75	3072	41.0	36.4	7	23	64
2008	Ryan Plackemeier	55	2291	41.7	33.9	10	15	62
2009	Hunter Smith	57	2356	41.3	36.8	5	23	59
2010	Hunter Smith	57	2310	40.5	33.7	1	17	56
2011	Sav Rocca	66	2842	43.1	39.0	1	28	63
2012	Sav Rocca	68	2984	43.9	37.2	3	22	61
2013	Sav Rocca	84	3526	42.0	33.8	0	26	63
2014	Tress Way	77	3659	47.5	40.0	7	22	77
2015	Tress Way	70	3224	46.1	39.8	7	21	64
2016	Tress Way	49	2209	45.1	38.9	4	15	61

PUNTING AVERAGE

YEAR	PLAYER	AVG.	NO.	YDS.	NET
1939	Sammy Baugh	38.4	26	998	-
1940	Sammy Baugh *	51.4	35	1799	-
1941	Sammy Baugh *	48.7	30	1462	-
1942	Sammy Baugh *	48.2	37	1785	-
1943	Sammy Baugh *	45.9	50	2295	-
1944	Sammy Baugh	40.6	44	1787	-
1945	Sammy Baugh *	43.3	33	1429	-
1946	Sammy Baugh	45.1	33	1488	-

YEARLY LEADERS

1947	Sammy Baugh	43.7	35	1528	-
1948	Dick Poillon	42.2	51	2150	-
1949	Dick Poillon	40.3	67	2697	-
1950	Choo-Choo Justice (R)	41.3	22	908	-
1951	Billy Cox (R)	40.1	28	1122	-
1952	Eddie LeBaron (R)	42.2	51	2150	-
1953	Eddie LeBaron	39.3	51	2004	-
1954	Choo-Choo Justice	40.3	61	2461	-
1955	Eddie LeBaron	41.6	62	2581	-
1956	Sam Baker	42.5	59	2510	-
1957	Sam Baker	42.8	50	2139	-
1958	Sam Baker	45.4	48	2181	-
1959	Sam Baker	45.5	49	2229	-
1960	Eagle Day	42	59	2476	-
1961	Sam Horner	38.2	63	2409	-
1962	Doug Elmore (R)	34.4	54	1860	-
1963	Pat Richter (R)	41.7	53	2210	-
1964	Pat Richter	41.2	91	3749	-
1965	Pat Richter	43.8	54	2364	-
1966	Pat Richter	42.4	68	2884	-
1967	Pat Richter	41.3	72	2976	-
1968	Mike Bragg (R)	43.3	76	3288	-
1969	Mike Bragg	42.2	70	2957	-
1970	Mike Bragg	40.9	61	2493	-
1971	Mike Bragg	40.5	58	2348	-
1972	Mike Bragg	38.5	59	2273	-
1973	Mike Bragg	40.3	64	2581	-
1974	Mike Bragg	38.1	74	2823	-
1975	Mike Bragg	40.6	72	2924	-
1976	Mike Bragg	38.9	90	3503	32.9
1977	Mike Bragg	38.5	91	3502	35.1
1978	Mike Bragg	39.4	103	4056	33.9
1979	Mike Bragg	38.4	78	2998	34.1
1980	Mike Connell	39.2	85	3331	33.4
1981	Mike Connell	40	73	2923	33.4
1982	Jeff Hayes (R)	38	51	1937	33.3
1983	Jeff Hayes	38.8	72	2796	32.6
1984	Jeff Hayes	39.4	72	2834	34.9
1985	Steve Cox	41.8	52	2175	32.4
1986	Steve Cox	43.6	75	3271	36.4
1987	Steve Cox	40.8	63	2571	35.0
1988	Tommy Barnhardt	41.9	15	628	34.3
1989	Ralf Mojsiejenko	43	62	2663	33.9
1990	Ralf Mojsiejenko	39.2	43	1687	34.2
1991	Kelly Goodburn	39.8	52	2070	33.1
1992	Kelly Goodburn	39.9	64	2555	32.7
1993	Reggie Roby	44.2	78	3447	37.2
1994	Reggie Roby	44.4	82	3639	36.1
1995	Matt Turk (R)	42.4	74	3140	37.7
1996	Matt Turk	45.1	75	3386	39.2
1997	Matt Turk	45.1	84	3788	39.2
1998	Matt Turk	44.1	93	4103	39.0
1999	Matt Turk	41.4	62	2564	35.6
2000	Tommy Barnhardt	40	79	3160	34.4
2001	Bryan Barker	41.6	90	3747	34.8
2002	Bryan Barker	40.1	48	1924	30.0
2003	Bryan Barker	40.2	84	3377	34.3
2004	Tom Tupa	44.1	103	4544	35.2
2005	Derrick Frost	40.4	76	3074	36.7
2006	Derrick Frost	42.9	81	3471	36.7
2007	Derrick Frost	41	75	3072	36.4
2008	Ryan Plackemeier	41.7	55	2291	33.9
2009	Hunter Smith	41.3	57	2356	36.8
2010	Josh Bidwell	41.7	15	625	37.7
2011	Sav Rocca	43.1	66	2842	39.0
2012	Sav Rocca	43.9	68	2984	37.2
2013	Sav Rocca	42	84	3526	33.8
2014	Tress Way	47.5	77	3659	40.0
2015	Tress Way	46.1	70	3224	39.8
2016	Tress Way	45.1	49	2209	38.9

PUNT RETURNS

YEAR	PLAYER	NO	YDS	AVG	LG	TD
1941	Andy Farkas	14	152	10.9	59	1
	Dick Todd	14	238	17.0	73	1
1942	Andy Farkas	16	219	13.7	51	0
1943	Andy Farkas	15	168	11.2	33	0
1944	Frank Seno	10	129	12.9	60	0
1945	Steve Bagarus (R)	21	251	12.0	28	0
1946	Steve Bagarus	18	192	10.7	33	0
1947	Eddie Saenz	24	308	12.8	30	0
1948	Dan Sandifer (R)	20	236	11.8	35	0
1949	Dan Sandifer	18	199	11.1	41	0
1950	Eddie Saenz	14	125	8.9	24	0
1951	Bill Dudley	22	172	7.8	27	0
1952	Johnny Williams (R)	24	366	15.3	74	2
1953	Johnny Williams	18	172	9.6	62	0
1954	Joe Scudero (R)	14	53	3.8	25	0
1955	Joe Scudero	25	241	9.6	49	1
1956	Joe Scudero	10	50	5.0	12	0
1957	Bert Zagers	14	217	15.5	76	2
1958	Joe Scudero	8	27	3.4	8	0
1959	Dick James	21	95	4.5	26	0
1960	Dick James	7	46	6.6	20	0
1961	Dick James	12	90	7.5	18	0
1962	Dick James	19	145	7.6	33	0
1963	Dick James	16	214	13.4	39	0
1964	Pervis Atkins	13	138	10.6	68	0
1965	Rickie Harris (R)	31	377	12.2	57	1
1966	Rickie Harris	18	108	6.0	52	1
1967	Rickie Harris	23	208	9.0	51	0
1968	Rickie Harris	19	144	7.6	20	0
1969	Rickie Harris	14	158	11.3	86	1
1970	Rickie Harris	14	10	0.7	8	0
1971	Ted Vactor	23	194	8.4	30	0
1972	Ted Vactor	17	88	5.2	28	0
1973	Speedy Duncan	28	228	8.1	18	0
1974	Joe Theismann (R)	15	157	10.5	44	0
1975	Larry Jones	53	407	7.7	52	1
1976	Eddie Brown	48	648	13.5	71	1
1977	Eddie Brown *	57	452	7.9	43	0
1978	Tony Green (R)	42	443	10.5	80	1
1979	Buddy Hardeman (R)	24	207	8.6	52	0
1980	Mike Nelms (R)	48	487	10.1	64	0
1981	Mike Nelms	45	492	10.9	75	2
1982	Mike Nelms	32	252	7.9	28	0
1983	Mike Nelms	38	289	7.6	35	0
1984	Mike Nelms	49	428	8.7	46	0
1985	Ken Jenkins	26	272	10.5	28	0
1986	Ken Jenkins	28	270	9.6	39	0
1987	Eric Yarber	37	273	7.4	33	0
1988	Derrick Shepard	12	104	8.7	23	0
1989	Joe Johnson (R)	21	200	9.5	38	0
1990	Walter Stanley	24	176	7.3	32	0
1991	Brian Mitchell	45	600	13.3	69	2
1992	Brian Mitchell	29	271	9.3	84	1
1993	Brian Mitchell	29	193	6.7	48	0
1994	Brian Mitchell	32	452	14.1	78	2
1995	Brian Mitchell	25	315	12.6	59	1
1996	Brian Mitchell	23	258	11.2	71	1
1997	Brian Mitchell	38	442	11.6	63	0
1998	Brian Mitchell	44	506	11.5	47	0
1999	Brian Mitchell	40	332	8.3	33	0
2000	Deion Sanders	25	185	7.4	57	0
2001	Eric Metcalf	33	412	12.5	89	1
2002	Champ Bailey	24	238	9.9	39	0
2003	Chad Morton	19	188	9.9	28	0
2004	James Thrash	19	162	8.5	43	0
2005	Antonio Brown	13	63	4.8	16	0
2006	Antwaan Randle El	39	342	8.8	87	1
2007	Antwaan Randle El	34	209	6.1	27	0

YEARLY LEADERS

2008	Antwaan Randle El	39	254	6.5	36	0
2009	Antwaan Randle El	17	102	6.0	43	0
2010	Brandon Banks (R)	38	431	11.3	53	0
2011	Brandon Banks	36	328	9.1	55	0
2012	Brandon Banks	26	178	6.8	27	0
2013	Santana Moss	18	130	7.2	18	0
2014	Andre Roberts	28	208	7.4	37	0
2015	Jamison Crowder (R)	30	158	5.3	16	0
2016	Jamison Crowder	27	328	12.1	85t	1

PUNT RETURN YARDS

YEAR	PLAYER	YDS	NO	AVG	LG	TD
1941	Dick Todd	238	14	17	73	1
1942	Andy Farkas	219	16	13.7	51	0
1943	Bob Seymour	173	13	13.3	22	0
1944	Frank Seno	129	10	12.9	60	0
1945	Steve Bagarus (R) *	251	21	12	28	0
1946	Steve Bagarus	192	18	10.7	33	0
1947	Eddie Saenz	308	24	12.8	30	0
1948	Dan Sandifer (R)	236	20	11.8	35	0
1949	Dan Sandifer	199	18	11.1	41	0
1950	Bill Dudley	185	12	15.4	96t	1
1951	Bill Dudley	172	22	7.8	27	0
1952	Johnny Williams (R)	366	24	15.3	74t	2
1953	Johnny Williams	172	18	9.6	62	0
1954	Joe Scudero (R)	53	14	3.8	25	0
1955	Joe Scudero	241	25	9.6	49t	1
1956	Tom Runnels (R)	91	8	11.4	59	0
1957	Bert Zagers *	217	14	15.5	76t	2
1958	Bert Zagers	41	7	5.9	23	0
1959	Dick James	95	21	4.5	26	0
1960	Dick James	46	7	6.6	20	0
1961	Dick James	90	12	7.5	18	0
1962	Dick James	145	19	7.6	33	0
1963	Dick James	214	16	13.4	39	0
1964	Pervis Atkins	138	13	10.6	68	0
1965	Rickie Harris (R)	377	31	12.2	57t	1
1966	Rickie Harris	108	18	6	52t	1
1967	Rickie Harris	208	23	9	51	0
1968	Rickie Harris	144	19	7.6	20	0
1969	Rickie Harris	158	14	11.3	86t	1
1970	Walter Roberts	28	10	2.8	9	0
1971	Speedy Duncan	233	22	10.6	33	0
1972	Ted Vactor	88	17	5.2	28	0
1973	Speedy Duncan	228	28	8.1	18	0
1974	Joe Theismann (R)	157	15	10.5	44	0
1975	Larry Jones	407	53	7.7	52t	1
1976	Eddie Brown *	646	48	13.5	71t	1
1977	Eddie Brown	452	57	7.9	43	0
1978	Tony Green (R)	443	42	10.5	80t	1
1979	Buddy Hardeman (R)	207	24	8.6	52	0
1980	Mike Nelms (R)	487	48	10.1	64	0
1981	Mike Nelms	492	45	10.9	75t	2
1982	Mike Nelms	252	32	7.9	28	0
1983	Mike Nelms	289	38	7.6	35	0
1984	Mike Nelms	428	49	8.7	46	0
1985	Ken Jenkins	272	26	10.5	28	0
1986	Ken Jenkins	270	28	9.6	39	0
1987	Eric Yarber	273	37	7.4	33	0
1988	Derrick Shepard	104	12	8.7	23	0
1989	Joe Johnson (R)	200	21	9.5	38	0
1990	Walter Stanley	176	24	7.3	32	0
1991	Brian Mitchell *	600	45	13.3	69t	2
1992	Brian Mitchell	271	29	9.3	84t	1
1993	Brian Mitchell	193	29	6.7	48	0
1994	Brian Mitchell °	452	32	14.1	78t	2
1995	Brian Mitchell	315	25	12.6	59t	1
1996	Brian Mitchell	258	23	11.2	71	0
1997	Brian Mitchell	442	38	11.6	63t	1
1998	Brian Mitchell	506	44	11.5	47	0

1999	Brian Mitchell	332	40	8.3	33	0
2000	Deion Sanders	185	25	7.4	57	0
2001	Eric Metcalf	412	33	12.5	89t	1
2002	Champ Bailey	238	24	9.9	39	0
2003	Chad Morton	188	19	9.9	28	0
2004	James Thrash	162	19	8.5	43	0
2005	James Thrash	77	10	7.7	18	0
2006	Antwaan Randle El	342	39	8.8	87t	1
2007	Antwaan Randle El	209	34	6.1	27	0
2008	Antwaan Randle El	254	39	6.5	36	0
2009	Antwaan Randle El	102	17	6	43	0
2010	Brandon Banks (R)	431	38	11.3	53	0
2011	Brandon Banks	328	36	9.1	55	0
2012	Brandon Banks	178	26	6.8	27	0
2013	Santana Moss	130	18	7.2	18	0
2014	Andre Roberts	208	28	7.4	37	0
2015	Jamison Crowder (R)	158	30	5.3	16	0
2016	Jamison Crowder	328	27	12.1	85t	1

KICK RETURNS

YEAR	PLAYER	NO	YDS	AVG	LG	TD
1941	Andy Farkas	6	105	17.5	-	0
1942	Andy Farkas	4	206	51.5	95t	1
1943	Andy Farkas	9	279	31.0	84	0
1944	Andy Farkas	11	229	20.8	35	0
1945	Steve Bagarus (R)	12	325	27.1	55	0
1946	Steve Bagarus	13	332	25.5	51	0
1947	Eddie Saenz *	29	797	27.5	94t	2
1948	Dan Sandifer (R) *	26	594	22.8	96t	1
1949	Eddie Saenz *	24	465	19.4	34	0
	Dan Sandifer *	24	518	21.6	70	0
1950	Eddie Saenz	12	347	28.9	71	0
1951	Harry Dowda	13	341	26.2	39	0
1952	Johnny Williams (R)	20	486	24.3	48	0
1953	Sam Baker (R)	9	186	20.7	40	0
	Johnny Williams	9	224	24.9	33	0
1954	Dale Atkeson (R)	24	623	26.0	99t	1
1955	Joe Scudero	25	699	28.0	94t	1
1956	Tom Runnels (R)	17	375	22.1	37	0
1957	Bert Zagers	15	348	23.2	35	0
1958	Sid Watson	19	443	23.3	47	0
1959	Dick James	23	503	21.9	38	0
1960	Sam Horner (R)	24	511	21.3	35	0
1961	Dick James	21	617	29.4	48	0
1962	Dick James	32	899	27.8	72	0
1963	Dick James	30	830	27.7	48	0
1964	Ozzie Clay (R)	19	482	25.4	84	0
1965	Billy Hunter (R)	18	432	24.0	50	0
1966	Fred Mazurek	21	505	24.0	58	0
1967	Rickie Harris	25	580	23.2	47	0
1968	Rickie Harris	23	579	25.2	49	0
1969	Rickie Harris	19	458	24.1	54	0
1970	Ted Vactor	28	700	25.0	51	0
1971	Speedy Duncan	27	724	26.8	48	0
1972	Speedy Duncan	15	364	24.3	41	0
1973	Herb Mul-Key	36	1011	28.1	97t	1
1974	Larry Jones (R)	23	672	29.2	102t	1
1975	Larry Jones *	47	1086	23.1	44	0
1976	Eddie Brown °	30	738	24.6	67	0
1977	Eddie Brown	34	852	25.1	46	0
1978	Tony Green (R)	34	870	25.6	99t	1
1979	Buddy Hardeman (R)	19	404	21.3	33	0
1980	Mike Nelms (R)	38	810	21.3	51	0
1981	Mike Nelms	37	1099	29.7	84	0
1982	Mike Nelms	23	557	24.2	58	0
1983	Mike Nelms	35	802	22.9	41	0
1984	Mike Nelms °	42	860	20.5	36	0
1985	Ken Jenkins	41	1018	24.8	95	0
1986	Ken Jenkins	27	554	20.5	37	0
1987	Keith Griffin	25	478	19.1	54	0

YEARLY LEADERS

1988	Jamie Morris (R)	21	413	19.7	35	0
1989	A.J. Johnson (R)	24	504	21.0	38	0
1990	Joe Johnson	22	427	19.4	35	0
1991	Brian Mitchell	29	583	20.1	35	0
1992	Brian Mitchell	23	492	21.4	47	0
1993	Brian Mitchell	33	678	20.5	68	0
1994	Brian Mitchell	58	1478	25.5	86	0
1995	Brian Mitchell	55	1408	25.6	59	0
1996	Brian Mitchell	56	1258	22.5	50	0
1997	Brian Mitchell	47	1094	23.3	97t	1
1998	Brian Mitchell	59	1337	22.7	101t	1
1999	Brian Mitchell	43	893	20.8	45	0
2000	James Thrash	45	1000	22.2	49	0
2001	Michael Bates	49	1150	23.5	41	0
2002	Ladell Betts (R)	28	690	24.6	60	0
2003	Chad Morton	44	1029	23.4	94t	1
2004	Ladell Betts	23	528	23.0	70	0
2005	Ladell Betts	24	621	25.9	94t	1
2006	Rock Cartwright *	64	1541	24.1	100t	1
2007	Rock Cartwright	52	1339	25.8	80	0
2008	Rock Cartwright	51	1307	25.6	87	0
2009	Rock Cartwright	39	868	22.3	42	0
2010	Brandon Banks (R)	46	1155	25.1	96t	1
2011	Brandon Banks *	51	1174	23.0	47	0
2012	Brandon Banks	22	527	24.0	55	0
2013	Niles Paul	20	411	20.6	39	0
2014	Andre Roberts	30	710	23.7	45	0
2015	Rashad Ross	28	684	24.4	101t	1
2016	Chris Thompson	17	360	21.2	28	0

KICK RETURN YARDS

YEAR	PLAYER	YDS	NO	AVG	LG	TD
1941	Frankie Filchock	126	5	25.2	-	0
1942	Andy Farkas	206	4	51.5	95t	1
1943	Andy Farkas	279	9	31.0	84	0
1944	Andy Farkas	229	11	20.8	35	0
1945	Steve Bagarus (R)	325	12	27.1	55	0
1946	Steve Bagarus	332	13	25.5	51	0
1947	Eddie Saenz *	797	29	27.5	94t	2
1948	Dan Sandifer (R) *	594	26	22.8	96t	1
1949	Dan Sandifer	518	24	21.6	70	0
1950	Eddie Saenz	347	12	28.9	71	0
1951	Harry Dowda	341	13	26.2	39	0
1952	Johnny Williams (R)	486	20	24.3	48	0
1953	Johnny Williams	224	9	24.9	33	0
1954	Dale Atkeson (R)	623	24	26.0	99t	1
1955	Joe Scudero	699	25	28.0	94t	1
1956	Tom Runnels (R)	375	17	22.1	37	0
1957	Bert Zagers	348	15	23.2	35	0
1958	Sid Watson	443	19	23.3	47	0
1959	Dick James	503	23	21.9	38	0
1960	Sam Horner (R)	511	24	21.3	35	0
1961	Dick James	617	21	29.4	48	0
1962	Dick James	889	32	27.8	72	0
1963	Dick James	830	30	27.7	48	0
1964	Ozzie Clay (R)	482	19	25.4	84	0
1965	Billy Hunter (R)	432	18	24.0	50	0
1966	Fred Mazurek	505	21	24.0	58	0
1967	Rickie Harris	580	25	23.2	47	0
1968	Rickie Harris	579	23	25.2	49	0
1969	Rickie Harris	458	19	24.1	54	0
1970	Ted Vactor	700	28	25.0	51	0
1971	Speedy Duncan	724	27	26.8	48	0
1972	Speedy Duncan	364	15	24.3	41	0
1973	Herb Mul-Key *	1011	36	28.1	97t	1
1974	Larry Jones (R)	672	23	29.2	102t	1
1975	Larry Jones *	1086	47	23.1	44	0
1976	Eddie Brown	738	30	24.6	67	0
1977	Eddie Brown	852	34	25.1	46	0
1978	Tony Green (R)	870	34	25.6	99t	1

1979	Buddy Hardeman (R)	404	19	21.3	33	0
1980	Mike Nelms (R)	810	38	21.3	51	0
1981	Mike Nelms	1099	37	29.7	84	0
1982	Mike Nelms *	557	23	24.2	58	0
1983	Mike Nelms	802	35	22.9	41	0
1984	Mike Nelms	860	42	20.5	36	0
1985	Ken Jenkins	1018	41	24.8	95	0
1986	Ken Jenkins	554	27	20.5	37	0
1987	Keith Griffin	478	25	19.1	54	0
1988	Jamie Morris (R)	413	21	19.7	35	0
1989	Joe Johnson (R)	522	21	24.9	99t	1
1990	Joe Johnson	427	22	19.4	35	0
1991	Brian Mitchell	583	29	20.1	35	0
1992	Brian Mitchell	492	23	21.4	47	0
1993	Brian Mitchell	678	33	20.5	68	0
1994	Brian Mitchell *	1478	58	25.5	86	0
1995	Brian Mitchell	1408	55	25.6	59	0
1996	Brian Mitchell	1258	56	22.5	50	0
1997	Brian Mitchell	1094	47	23.3	97t	1
1998	Brian Mitchell	1337	59	22.7	101t	1
1999	Brian Mitchell	893	43	20.8	45	0
2000	James Thrash	1000	45	22.2	49	0
2001	Michael Bates	1150	49	23.5	41	0
2002	Ladell Betts (R)	690	28	24.6	60	0
2003	Chad Morton	1029	44	23.4	94t	1
2004	Ladell Betts	528	23	23.0	70	0
2005	Ladell Betts	621	24	25.9	94t	1
2006	Rock Cartwright *	1541	64	24.1	100t	1
2007	Rock Cartwright	1339	52	25.8	80	0
2008	Rock Cartwright	1307	51	25.6	87	0
2009	Rock Cartwright	868	39	22.3	42	0
2010	Brandon Banks (R)	1155	46	25.1	96t	1
2011	Brandon Banks *	1174	51	23.0	47	0
2012	Brandon Banks	527	22	24.0	55	0
2013	Niles Paul	411	20	20.6	39	0
2014	Andre Roberts	710	30	23.7	45	0
2015	Rashad Ross	684	28	24.4	101t	1
2016	Chris Thompson	360	17	21.2	28	0

* NFL Leader * NFC Leader * Team Record # NFL Record
(R) Rookie

YEARLY RESULTS

LEGEND

(M) Monday (T) Tuesday (W) Wednesday
(H) Thursday (F) Friday (S) Saturday
All other games played on Sunday

1932 [4-4-2]

Coach Lud Wray

10/2.....vs. Brooklyn.....	0-14 L.....	6,000
10/9.....vs. NY Giants.....	14-6 W.....	8,000
10/16.....vs. Chi. Cardinals.....	0-9 L.....	15,000
10/23.....at NY Giants.....	0-0 T.....	15,000
10/30.....vs. Chicago Bears.....	7-7 T.....	18,000
11/6.....vs. Staten Island.....	19-6 W.....	
11/13.....vs. Green Bay.....	0-21 L.....	16,500
11/20.....at Portsmouth.....	0-10 L.....	5,000
11/27.....at Chi. Cardinals.....	8-6 W.....	6,200
12/4.....at Brooklyn.....	7-0 W.....	20,000

1933 [5-5-2]

Coach Lone Star Dietz

9/17.....at Green Bay.....	7-7 T.....	5,000
10/1.....at Chicago Bears.....	0-7 L.....	8,000
10/4.....at Pittsburgh (W).....	21-6 W.....	15,000
10/8.....vs. NY Giants.....	21-20 W.....	17,000
10/15.....vs. Portsmouth.....	0-13 L.....	21,000
10/22.....vs. Chi. Cardinals.....	10-0 W.....	18,000
10/29.....at Pittsburgh.....	14-16 L.....	7,500
11/5.....vs. Chicago Bears.....	10-0 W.....	22,820
11/12.....at NY Giants.....	0-7 L.....	17,601
11/19.....vs. Green Bay.....	20-7 W.....	16,399
11/26.....at Brooklyn.....	0-14 L.....	15,000
12/3.....at Chi. Cardinals.....	0-0 T.....	7,000

1934 [6-6]

Coach Lone Star Dietz

9/16.....at Pittsburgh.....	7-0 W.....	17,171
9/30.....at Brooklyn.....	6-10 L.....	12,500
10/7.....vs. NY Giants.....	13-16 L.....	17,033
10/14.....vs. Pittsburgh.....	39-0 W.....	15,500
10/17.....at Detroit (W).....	0-24 L.....	12,000
10/21.....vs. Philadelphia.....	6-0 W.....	10,344
10/28.....vs. Chi. Cardinals.....	9-0 W.....	10,000
11/4.....vs. Green Bay.....	0-10 L.....	23,722
11/11.....vs. Chicago Bears.....	0-21 L.....	26,000
11/18.....at Philadelphia.....	14-7 W.....	8,500
11/25.....at NY Giants.....	0-3 L.....	20,000
12/2.....vs. Brooklyn.....	13-3 W.....	13,000

1935 [2-8-1]

Coach Eddie Casey

9/29.....vs. Brooklyn.....	7-3 W.....	17,930
10/6.....vs. NY Giants.....	12-20 L.....	8,000
10/13.....vs. Detroit.....	7-17 L.....	18,737
10/20.....at NY Giants.....	6-17 L.....	20,000
10/27.....at Pittsburgh.....	0-6 L.....	11,379
10/30.....at Detroit (W).....	0-14 L.....	14,000
11/3.....vs. Philadelphia.....	6-7 L.....	10,000
11/10.....vs. Chicago.....	14-30 L.....	16,423
11/24.....vs. Chi. Cardinals.....	0-6 L.....	4,152
12/1.....vs. Pittsburgh.....	13-3 W.....	5,000
12/8.....at Brooklyn.....	0-0 T.....	7,500

1936 [7-5]

Coach Ray Flaherty

9/13.....at Pittsburgh.....	0-10 L.....	15,622
9/20.....at Philadelphia.....	26-3 W.....	20,000
9/27.....at Brooklyn.....	14-3 W.....	15,000
10/4.....vs. NY Giants.....	0-7 L.....	14,133
10/11.....at Green Bay.....	2-31 L.....	6,108
10/18.....vs. Philadelphia.....	17-7 W.....	4,000
11/1.....vs. Chi. Cardinals.....	13-10 W.....	7,000
11/8.....vs. Green Bay.....	3-7 L.....	11,220
11/15.....vs. Chicago.....	0-26 L.....	12,000
11/22.....vs. Brooklyn.....	30-6 W.....	4,197

11/29.....vs. Pittsburgh.....	30-0 W.....	4,813
12/6.....at NY Giants.....	14-0 W.....	18,000

World Championship (Polo Grounds, New York)

12/13.....vs. Green Bay.....	6-21 L.....	29,595
------------------------------	-------------	--------

1937 [8-3]

Coach Ray Flaherty

9/16.....vs. NY Giants (H).....	13-3 W.....	25,000
9/24.....vs. Chi. Cardinals (F).....	14-21 L.....	22,367
10/3.....at Brooklyn.....	11-7 W.....	16,000
10/10.....vs. Philadelphia.....	0-14 L.....	7,320
10/17.....vs. Pittsburgh.....	34-20 W.....	12,835
10/24.....at Philadelphia.....	10-7 W.....	13,167
10/31.....vs. Brooklyn.....	21-0 W.....	22,500
11/14.....at Pittsburgh.....	13-21 L.....	12,242
11/21.....at Cleveland Rams.....	16-7 W.....	3,500
11/28.....vs. Green Bay.....	14-6 W.....	30,000
12/5.....at NY Giants.....	49-14 W.....	

World Championship (Wrigley Field, Chicago)

12/12.....at Chicago.....	28-21 W.....	15,878
---------------------------	--------------	--------

1938 [6-3-2]

Coach Ray Flaherty

9/11.....at Philadelphia.....	26-23 W.....	20,000
9/18.....vs. Brooklyn.....	16-16 T.....	23,000
9/25.....vs. Cleveland Rams.....	37-13 W.....	27,000
10/9.....vs. NY Giants.....	7-10 L.....	37,500
10/16.....at Detroit.....	7-5 W.....	42,855
10/23.....vs. Philadelphia.....	20-14 W.....	3,000
10/30.....at Brooklyn.....	6-6 T.....	29,913
11/6.....at Pittsburgh.....	7-0 W.....	12,910
11/13.....at Chicago.....	7-31 L.....	21,817
11/27.....vs. Pittsburgh.....	15-0 W.....	12,910
12/4.....at NY Giants.....	0-36 L.....	57,461

1939 [8-2-1]

Coach Ray Flaherty

9/17.....at Philadelphia.....	7-0 W.....	33,528
10/1.....vs. NY Giants.....	0-0 T.....	34,712
10/8.....vs. Brooklyn.....	41-13 W.....	27,092
10/15.....vs. Pittsburgh.....	44-14 W.....	25,982
10/22.....at Pittsburgh.....	21-14 W.....	8,602
10/29.....at Green Bay.....	14-24 L.....	24,308
11/5.....vs. Philadelphia.....	7-6 W.....	20,444
11/12.....at Brooklyn.....	42-0 W.....	28,581
11/19.....vs. Chi. Cardinals.....	28-7 W.....	26,667
11/26.....vs. Detroit.....	31-7 W.....	36,183
12/3.....at NY Giants.....	7-9 L.....	62,404

1940 [9-2]

Coach Ray Flaherty

9/15.....vs. Brooklyn.....	24-17 W.....	32,763
9/22.....vs. NY Giants.....	21-7 W.....	34,712
10/6.....vs. Pittsburgh.....	40-10 W.....	25,213
10/13.....vs. Chi. Cardinals.....	28-21 W.....	33,691
10/20.....at Philadelphia.....	34-17 W.....	26,083
10/27.....at Detroit.....	20-14 W.....	28,090
11/3.....vs. Pittsburgh.....	37-10 W.....	31,204
11/10.....at Brooklyn.....	14-16 L.....	33,846
11/17.....vs. Chicago.....	7-3 W.....	35,231
11/24.....at NY Giants.....	7-21 L.....	46,439
12/1.....vs. Philadelphia.....	13-6 W.....	25,838

World Championship (Griffith Stadium, Washington)

12/8.....vs. Chicago.....	0-73 L.....	36,034
---------------------------	-------------	--------

1941 [6-5]

Coach Ray Flaherty

9/28.....vs. NY Giants.....	10-17 L.....	35,677
10/5.....vs. Brooklyn.....	3-0 W.....	32,642
10/12.....at Pittsburgh.....	24-20 W.....	18,733
10/19.....at Philadelphia.....	21-17 W.....	19,071
10/26.....vs. Cleveland Rams.....	17-13 W.....	32,820

11/2.....vs. Pittsburgh.....	23-3 W.....	30,755
11/9.....at Brooklyn.....	7-13 L.....	31,713
11/16.....at Chicago.....	21-35 L.....	30,095
11/23.....at NY Giants.....	13-20 L.....	49,317
11/30.....vs. Green Bay.....	17-22 L.....	35,594
12/7.....vs. Philadelphia.....	20-14 W.....	27,102

1942 [10-1]

Coach Ray Flaherty

9/20.....vs. Pittsburgh.....	28-14 W.....	25,000
9/27.....vs. NY Giants.....	7-14 L.....	34,700
10/4.....at Philadelphia.....	14-10 W.....	15,500
10/11.....vs. Cleveland Rams.....	33-14 W.....	33,250
10/18.....at Brooklyn.....	21-10 W.....	25,635
10/25.....at Pittsburgh.....	14-0 W.....	37,764
11/1.....vs. Philadelphia.....	30-27 W.....	32,658
11/8.....vs. Chi. Cardinals.....	28-0 T.....	35,425
11/15.....at NY Giants.....	14-7 W.....	30,879
11/22.....vs. Brooklyn.....	23-3 W.....	34,450
11/29.....at Detroit.....	15-3 W.....	6,044

World Championship

(Griffith Stadium, Washington)

12/13.....vs. Chicago.....	14-6 W.....	36,006
----------------------------	-------------	--------

1943 [6-3-1]

Coach Arthur "Dutch" Bergman

10/10.....vs. Brooklyn.....	27-0 W.....	35,450
10/17.....at Green Bay.....	33-7 W.....	23,058
10/24.....vs. Chi. Cardinals.....	13-7 W.....	35,450
10/31.....at Brooklyn.....	48-10 W.....	11,471
11/7.....at Phil-Pitt.....	14-14 T.....	28,893
11/14.....vs. Detroit.....	42-20 W.....	35,450
11/21.....vs. Chicago.....	21-7 W.....	35,671
11/28.....vs. Phil-Pitt.....	14-27 L.....	35,826
12/5.....at NY Giants.....	10-14 L.....	35,826
12/12.....vs. NY Giants.....	7-31 L.....	35,540

Eastern Title Playoff

12/19.....at NY Giants.....	28-0 W.....	42,800
-----------------------------	-------------	--------

World Championship

(Wrigley Field, Chicago)

12/26.....at Chicago.....	21-41 L.....	34,320
---------------------------	--------------	--------

1944 [6-3-1]

Coach Dudley DeGroot

10/8.....at Philadelphia.....	31-31 T.....	32,549
10/15.....at Boston Yanks.....	21-14 W.....	17,758
10/22.....vs. Brooklyn Tigers.....	17-14 W.....	35,000
10/29.....vs. Chi-Pitt.....	42-20 W.....	35,540
11/5.....vs. Cleveland Rams.....	14-10 W.....	35,450
11/12.....at Brooklyn Tigers.....	10-0 W.....	20,404
11/19.....vs. Philadelphia.....	7-37 L.....	35,540
11/26.....vs. Boston Yanks.....	14-7 W.....	35,540
12/3.....at NY Giants.....	13-16 L.....	35,540
12/10.....vs. NY Giants.....	0-31 L.....	47,457

1945 [8-2]

Coach Dudley DeGroot

10/7.....at Boston Yanks.....	20-28 L.....	22,865
10/14.....at Pittsburgh.....	14-0 W.....	14,050
10/21.....vs. Philadelphia.....	24-14 W.....	34,788
10/28.....at NY Giants.....	24-14 W.....	55,641
11/4.....vs. Chi. Cardinals.....	24-21 W.....	35,000
11/11.....vs. Boston Yanks.....	34-7 W.....	34,788
11/18.....vs. Chicago.....	28-21 W.....	34,788
11/25.....at Philadelphia.....	0-16 L.....	37,306
12/2.....vs. Pittsburgh.....	24-0 W.....	34,788
12/9.....vs. NY Giants.....	17-0 W.....	34,788

World Championship

(Cleveland Stadium, Cleveland)

12/16.....at Cleveland Rams.....	14-15 L.....	32,178
----------------------------------	--------------	--------

1946 [5-5-1]

Coach A.G. "Turk" Edwards

9/29.....vs. Pittsburgh.....	14-14 T.....	33,620
10/6.....vs. Detroit.....	17-16 W.....	33,569

YEARLY RESULTS

10/13.....vs. NY Giants.....	24-14 W.....	33,651
10/20.....at Boston Yanks.....	14-6 W.....	24,357
10/27.....vs. Philadelphia.....	24-28 L.....	33,691
11/3.....at Pittsburgh.....	7-14 L.....	39,060
11/10.....vs. Boston Yanks.....	17-14 W.....	33,691
11/17.....at Chicago Bears.....	20-24 L.....	43,315
11/24.....at Philadelphia.....	27-10 W.....	36,366
12/1.....vs. Green Bay.....	7-20 L.....	33,691
12/8.....at NY Giants.....	0-31 L.....	60,337

1947 (4-8)

Coach A.G. 'Turk' Edwards

9/28.....at Philadelphia.....	42-45 L.....	35,406
10/5.....vs. Pittsburgh.....	27-26 W.....	36,585
10/12.....vs. NY Giants.....	28-20 W.....	36,533
10/19.....at Green Bay.....	10-27 L.....	28,572
10/26.....vs. Chicago Bears.....	20-56 L.....	36,591
11/2.....vs. Philadelphia.....	14-38 L.....	36,591
11/9.....at Pittsburgh.....	14-21 L.....	36,257
11/16.....at Detroit.....	21-38 L.....	17,003
11/23.....vs. Chi. Cardinals.....	45-21 W.....	35,362
11/30.....at Boston Yanks.....	24-27 L.....	24,800
12/7.....at NY Giants.....	10-35 L.....	25,594
12/14.....vs. Boston Yanks.....	40-13 W.....	33,226

1948 (7-5)

Coach A.G. 'Turk' Edwards

9/26.....vs. Pittsburgh.....	17-14 W.....	32,593
10/3.....vs. NY Giants.....	41-10 W.....	32,593
10/10.....at Pittsburgh.....	7-10 L.....	28,969
10/17.....vs. Philadelphia.....	0-45 L.....	35,584
10/24.....at Green Bay.....	23-7 W.....	13,433
10/31.....vs. Boston Yanks.....	59-21 W.....	29,758
11/7.....at Boston Yanks.....	23-7 W.....	13,659
11/14.....vs. Detroit.....	46-21 W.....	32,528
11/21.....at Philadelphia.....	21-42 L.....	36,254
11/28.....at Chicago Bears.....	13-48 L.....	42,299
12/5.....vs. LA Rams.....	13-41 L.....	32,970
12/12.....at NY Giants.....	28-21 W.....	23,156

1949 (4-7-1)

Coaches John Whelchel (7) & Herman Ball (5)

9/26.....at Chi. Cardinals (M).....	7-38 L.....	24,136
10/3.....at Pittsburgh (M).....	27-14 W.....	30,000
10/9.....vs. NY Giants.....	35-45 L.....	30,073
10/16.....vs. NY Bulldogs.....	39-14 W.....	26,278
10/23.....at Philadelphia.....	14-49 L.....	28,855
10/30.....at NY Bulldogs.....	14-14 T.....	3,678
11/6.....vs. Pittsburgh.....	27-14 W.....	26,038
11/13.....vs. Philadelphia.....	21-44 L.....	31,107
11/20.....vs. Chicago Bears.....	21-31 L.....	30,418
11/27.....at NY Giants.....	7-23 L.....	12,985
12/4.....vs. Green Bay.....	30-0 W.....	23,200
12/11.....at LA Rams.....	27-53 L.....	44,899

1950 (3-9)

Coach Herman Ball

9/17.....at Baltimore.....	38-14 W.....	29,000
9/24.....at Green Bay.....	21-35 L.....	14,109
10/1.....vs. Pittsburgh.....	7-26 L.....	25,008
10/8.....vs. NY Giants.....	17-21 L.....	19,288
10/22.....vs. Chi. Cardinals.....	28-38 L.....	27,856
10/29.....at Philadelphia.....	3-35 L.....	33,707
11/5.....at NY Giants.....	21-24 L.....	23,909
11/12.....vs. Philadelphia.....	0-33 L.....	29,407
11/19.....at Cleveland.....	14-20 L.....	21,908
11/26.....vs. Baltimore.....	38-28 W.....	21,275
12/3.....at Pittsburgh.....	24-7 W.....	19,741
12/10.....vs. Cleveland.....	21-45 L.....	30,143

1951 (5-7)

Coaches Herman Ball (3) & Dick Todd (9)

9/30.....at Detroit.....	17-35 L.....	27,831
10/7.....vs. NY Giants.....	14-35 L.....	23,800
10/14.....at Cleveland.....	0-45 L.....	33,968

10/21.....vs. Chi. Cardinals.....	7-3 W.....	22,960
10/28.....at Philadelphia.....	27-23 W.....	20,437
11/4.....vs. Chicago Bears.....	0-27 L.....	21,737
11/11.....at NY Giants.....	14-28 L.....	21,242
11/18.....at Pittsburgh.....	22-7 W.....	15,060
11/25.....vs. LA Rams.....	31-21 W.....	26,307
12/2.....vs. Philadelphia.....	21-35 L.....	23,738
12/9.....at Chi. Cardinals.....	20-17 W.....	9,459
12/16.....vs. Pittsburgh.....	10-20 L.....	18,096

1952 (4-8)

Coach Earl 'Curly' Lambeau

9/29.....at Chi. Cardinals (M).....	23-7 W.....	17,837
10/5.....at Green Bay.....	20-35 L.....	9,657
10/12.....vs. Chi. Cardinals.....	6-17 L.....	24,600
10/19.....at Pittsburgh.....	28-24 W.....	22,604
10/26.....at Cleveland.....	15-19 L.....	32,496
11/2.....vs. Pittsburgh.....	23-24 L.....	25,866
11/9.....at Philadelphia.....	20-38 L.....	16,932
11/16.....vs. San Francisco.....	17-23 L.....	28,997
11/23.....vs. NY Giants.....	10-14 L.....	21,125
11/30.....vs. Cleveland.....	24-48 L.....	22,679
12/7.....at NY Giants.....	27-17 W.....	21,237
12/14.....vs. Philadelphia.....	27-21 W.....	22,468

1953 (6-5-1)

Coach Earl 'Curly' Lambeau

9/27.....at Chi. Cardinals.....	24-13 W.....	16,055
10/2.....at Philadelphia (F).....	21-21 T.....	19,099
10/9.....vs. NY Giants.....	13-9 W.....	26,241
10/16.....vs. Cleveland.....	14-30 L.....	33,963
10/25.....at Baltimore.....	17-27 L.....	34,031
11/1.....at Cleveland.....	3-27 L.....	47,845
11/8.....vs. Chi. Cardinals.....	28-17 W.....	19,654
11/15.....vs. Chicago Bears.....	24-27 L.....	21,392
11/22.....at NY Giants.....	24-21 W.....	16,887
11/29.....at Pittsburgh.....	17-9 W.....	17,026
12/6.....vs. Philadelphia.....	10-0 W.....	21,579
12/13.....vs. Pittsburgh.....	13-14 L.....	22,057

1954 (3-9)

Coach Joe Kuharich

9/26.....at San Francisco.....	7-41 L.....	32,085
10/2.....at Pittsburgh (S).....	7-37 L.....	22,492
10/10.....vs. NY Giants.....	21-51 L.....	21,217
10/17.....vs. Philadelphia.....	21-49 L.....	22,051
10/24.....at NY Giants.....	7-24 L.....	22,597
10/31.....vs. Baltimore.....	24-21 W.....	23,567
11/7.....at Cleveland.....	3-62 L.....	25,158
11/14.....vs. Pittsburgh.....	17-14 W.....	19,388
11/21.....at Chi. Cardinals.....	16-38 L.....	15,619
11/28.....at Philadelphia.....	33-41 L.....	18,517
12/5.....vs. Cleveland.....	14-34 L.....	21,761
12/12.....vs. Chi. Cardinals.....	37-20 W.....	18,107

1955 (8-4)

Coach Joe Kuharich

9/25.....at Cleveland.....	27-17 W.....	30,041
10/1.....at Philadelphia (S).....	31-30 W.....	31,891
10/9.....vs. Chi. Cardinals.....	10-24 L.....	26,337
10/16.....vs. Cleveland.....	14-24 L.....	29,168
10/23.....at Baltimore.....	14-13 W.....	51,387
10/30.....at NY Giants.....	7-35 L.....	17,402
11/6.....vs. Philadelphia.....	34-21 W.....	25,741
11/13.....vs. San Francisco.....	7-0 W.....	25,112
11/20.....at Chi. Cardinals.....	31-0 W.....	16,901
11/27.....at Pittsburgh.....	23-14 W.....	21,760
12/4.....vs. NY Giants.....	20-27 L.....	28,556
12/11.....vs. Pittsburgh.....	28-17 W.....	20,547

1956 (6-6)

Coach Joe Kuharich

9/30.....at Pittsburgh.....	13-30 L.....	27,718
10/6.....at Philadelphia (S).....	9-13 L.....	26,607
10/14.....vs. Chi. Cardinals.....	3-31 L.....	25,794

10/21.....vs. Cleveland.....	20-9 W.....	23,332
10/28.....at Chi. Cardinals.....	17-14 W.....	30,553
11/11.....vs. Detroit.....	18-17 W.....	28,003
11/18.....vs. NY Giants.....	33-7 W.....	26,261
11/25.....at Cleveland.....	20-17 W.....	22,878
12/2.....at NY Giants.....	14-28 L.....	26,261
12/9.....vs. Philadelphia.....	19-17 W.....	22,333
12/16.....vs. Pittsburgh.....	0-23 L.....	21,097
12/23.....at Baltimore.....	17-19 L.....	32,994

1957 (5-6-1)

Coach Joe Kuharich

9/29.....at Pittsburgh.....	7-28 L.....	27,452
10/6.....at Chi. Cardinals.....	37-14 W.....	18,278
10/13.....vs. NY Giants.....	20-24 L.....	39,086
10/20.....vs. Chi. Cardinals.....	14-44 L.....	23,159
10/27.....at NY Giants.....	31-14 W.....	40,416
11/3.....at Cleveland.....	17-21 L.....	52,936
11/10.....vs. Baltimore.....	17-21 L.....	33,149
11/17.....vs. Cleveland.....	30-30 T.....	27,722
11/24.....at Philadelphia.....	12-21 L.....	20,730
12/1.....at Chicago Bears.....	14-3 W.....	39,148
12/8.....vs. Philadelphia.....	42-7 W.....	21,304
12/15.....vs. Pittsburgh.....	10-3 W.....	22,577

1958 (4-7-1)

Coach Joe Kuharich

9/28.....at Philadelphia.....	24-14 W.....	36,853
10/4.....at Chi. Cardinals (S).....	10-37 L.....	21,824
10/12.....vs. NY Giants.....	14-21 L.....	30,348
10/19.....vs. Green Bay.....	37-21 W.....	25,228
10/26.....at Baltimore.....	10-35 L.....	54,403
11/2.....at Pittsburgh.....	16-24 W.....	19,525
11/9.....vs. Chi. Cardinals.....	45-31 W.....	26,196
11/16.....vs. Cleveland.....	10-20 L.....	32,372
11/23.....at NY Giants.....	0-30 L.....	46,752
11/30.....at Cleveland.....	14-21 L.....	33,240
12/7.....vs. Pittsburgh.....	14-14 T.....	23,370
12/14.....vs. Philadelphia.....	20-0 W.....	22,621

1959 (3-9)

Coach Mike Nixon

9/27.....at Chi. Cardinals.....	21-49 L.....	21,892
10/4.....at Pittsburgh.....	23-17 W.....	26,570
10/11.....vs. Chi. Cardinals.....	23-14 W.....	25,937
10/18.....vs. Pittsburgh.....	6-27 L.....	28,218
10/25.....at Cleveland.....	7-34 L.....	42,732
11/1.....at Philadelphia.....	23-30 L.....	39,854
11/8.....vs. Baltimore.....	27-24 W.....	32,773
11/15.....vs. Cleveland.....	17-31 L.....	32,266
11/22.....at Green Bay.....	0-21 L.....	31,853
11/29.....at NY Giants.....	14-45 L.....	60,982
12/6.....vs. Philadelphia.....	14-34 L.....	24,325
12/13.....vs. NY Giants.....	10-24 L.....	26,198

1960 (1-9-2)

Coach Mike Nixon

9/25.....at Baltimore.....	0-20 L.....	53,818
10/9.....vs. Dallas.....	26-14 W.....	21,142
10/16.....at NY Giants.....	24-24 T.....	60,625
10/23.....vs. Pittsburgh.....	27-27 T.....	25,292
10/30.....vs. Cleveland.....	10-31 L.....	32,086
11/6.....at STL Cardinals.....	7-44 L.....	22,458
11/13.....at Philadelphia.....	13-19 L.....	39,361
11/20.....vs. STL Cardinals.....	14-26 L.....	23,848
11/27.....at Pittsburgh.....	10-22 L.....	22,334
12/4.....at Cleveland.....	16-27 L.....	35,211
12/11.....vs. NY Giants.....	3-17 L.....	14,077
12/18.....vs. Philadelphia.....	28-30 L.....	20,558

1961 (1-12-1)

Coach Bill McPeak

9/17.....at San Francisco.....	3-35 L.....	43,142
9/24.....at Philadelphia.....	7-14 L.....	50,108
10/1.....vs. NY Giants.....	21-24 L.....	36,767

YEARLY RESULTS

10/8.....at Cleveland.....	7-31 L	48,186
10/15.....at Pittsburgh.....	0-20 L	15,072
10/22.....vs. STL Cardinals.....	0-24 L	28,037
10/29.....vs. Philadelphia.....	24-27 L	31,066
11/5.....at NY Giants.....	0-53 L	56,077
11/12.....vs. Cleveland.....	6-17 L	28,975
11/19.....at Dallas.....	28-28 T	17,500
11/26.....vs. Baltimore.....	6-27 L	41,062
12/3.....at STL Cardinals.....	24-38 L	16,204
12/10.....vs. Pittsburgh.....	14-30 L	21,134
12/17.....vs. Dallas.....	34-24 W	21,451

1962 (5-7-2)

Coach Bill McPeak

9/16.....at Dallas.....	35-35 T	15,730
9/23.....at Cleveland.....	17-16 W	57,491
9/30.....vs. STL Cardinals.....	24-14 W	37,419
10/7.....vs. LA Rams.....	20-14 W	18,104
10/14.....at STL Cardinals.....	17-17 T	38,264
10/21.....at Philadelphia.....	27-21 W	60,671
10/28.....at NY Giants.....	34-49 L	62,844
11/4.....vs. Dallas.....	10-38 L	49,888
11/11.....vs. Cleveland.....	17-9 W	48,169
11/18.....at Pittsburgh.....	21-23 L	21,231
11/25.....vs. NY Giants.....	24-42 L	49,219
12/2.....vs. Philadelphia.....	14-37 L	32,229
12/8.....at Baltimore (S).....	21-34 L	56,864
12/16.....vs. Pittsburgh.....	24-27 L	34,508

1963 (3-11)

Coach Bill McPeak

9/15.....at Cleveland.....	14-37 L	57,618
9/21.....at LA Rams (S).....	37-14 W	29,295
9/29.....vs. Dallas.....	21-17 W	40,101
10/6.....vs. NY Giants.....	14-24 L	49,419
10/13.....vs. Philadelphia.....	24-37 L	49,219
10/20.....at Pittsburgh.....	27-38 L	41,987
10/27.....vs. STL Cardinals.....	7-21 L	46,921
11/3.....at Dallas.....	20-35 L	18,838
11/10.....at STL Cardinals.....	20-24 L	18,197
11/17.....vs. Pittsburgh.....	28-34 L	49,219
11/24.....at Philadelphia.....	13-10 W	60,671
12/1.....vs. Baltimore.....	20-36 L	44,006
12/8.....at NY Giants.....	14-44 L	62,992
12/15.....vs. Cleveland.....	20-27 L	40,865

1964 (6-8)

Coach Bill McPeak

9/13.....vs. Cleveland.....	13-27 L	47,577
9/20.....at Dallas.....	18-24 L	25,158
9/25.....at NY Giants (F).....	10-13 L	62,996
10/4.....vs. STL Cardinals.....	17-23 L	49,219
10/11.....vs. Philadelphia.....	35-20 W	49,219
10/18.....at STL Cardinals.....	24-38 L	23,748
10/25.....vs. Chicago.....	27-20 W	49,219
11/1.....at Philadelphia.....	21-10 W	60,671
11/8.....at Cleveland.....	24-34 L	76,385
11/15.....at Pittsburgh.....	30-0 W	31,587
11/22.....vs. Dallas.....	28-16 W	49,219
11/29.....vs. NY Giants.....	36-21 W	49,219
12/6.....vs. Pittsburgh.....	7-14 L	49,219
12/13.....at Baltimore.....	17-45 L	60,213

1965 (6-8)

Coach Bill McPeak

9/19.....vs. Cleveland.....	7-17 L	48,208
9/26.....at Dallas.....	7-27 L	61,577
10/3.....at Detroit.....	10-14 L	52,827
10/10.....vs. STL Cardinals.....	16-37 L	50,205
10/17.....vs. Baltimore.....	7-38 L	50,405
10/24.....at STL Cardinals.....	24-20 W	32,228
10/31.....vs. Philadelphia.....	23-21 W	50,301
11/7.....at NY Giants.....	23-7 W	62,788
11/14.....at Philadelphia.....	14-21 L	60,444
11/21.....at Pittsburgh.....	31-3 W	25,052

11/28.....vs. Dallas.....	34-31 W	50,205
12/5.....at Cleveland.....	16-24 L	77,765
12/12.....vs. NY Giants.....	10-27 L	50,373
12/19.....vs. Pittsburgh.....	35-14 W	49,806

1966 (7-7)

Coach Otto Graham

9/11.....vs. Cleveland.....	14-38 L	48,643
9/18.....at STL Cardinals.....	7-23 L	40,198
9/25.....at Pittsburgh.....	33-27 W	37,505
10/2.....vs. Pittsburgh.....	24-10 W	47,360
10/9.....vs. Atlanta.....	33-20 W	50,116
10/16.....at NY Giants.....	10-13 L	62,865
10/23.....vs. STL Cardinals.....	26-20 W	50,154
10/30.....at Philadelphia.....	27-13 W	60,658
11/6.....at Baltimore.....	10-37 L	60,238
11/13.....vs. Dallas.....	30-31 L	50,927
11/20.....at Cleveland.....	3-14 L	78,466
11/27.....vs. NY Giants.....	72-41 W	50,439
12/1.....at Dallas.....	34-31 W	64,198
12/18.....vs. Philadelphia.....	28-37 L	50,405

1967 (5-6-3)

Coach Otto Graham

9/17.....at Philadelphia.....	24-35 L	60,709
9/24.....at New Orleans.....	30-10 W	74,937
10/1.....vs. NY Giants.....	38-34 W	50,266
10/8.....vs. Dallas.....	14-17 L	50,566
10/15.....at Atlanta.....	20-20 T	56,538
10/22.....at LA Rams.....	28-28 T	55,381
10/29.....vs. Baltimore.....	13-17 L	50,574
11/5.....vs. STL Cardinals.....	21-27 L	50,480
11/12.....vs. San Francisco.....	31-28 W	50,326
11/19.....at Dallas.....	27-20 W	75,538
11/26.....at Cleveland.....	37-42 L	72,798
12/3.....vs. Philadelphia.....	35-35 T	50,451
12/10.....at Pittsburgh.....	15-10 W	22,251
12/17.....vs. New Orleans.....	14-30 L	50,486

1968 (5-9)

Coach Otto Graham

9/15.....at Chicago.....	38-28 W	41,321
9/22.....at New Orleans.....	17-37 L	65,941
9/29.....at NY Giants.....	21-48 L	62,797
10/6.....vs. Philadelphia.....	17-14 W	50,816
10/13.....vs. Pittsburgh.....	16-13 W	50,659
10/20.....at STL Cardinals.....	14-41 L	46,456
10/27.....vs. NY Giants.....	10-13 L	50,839
11/3.....at Minnesota.....	14-27 L	47,844
11/10.....at Philadelphia.....	16-10 W	59,133
11/17.....vs. Dallas.....	24-44 L	50,816
11/24.....vs. Green Bay.....	7-27 L	50,621
11/28.....at Dallas (H).....	20-29 L	66,076
12/8.....vs. Cleveland.....	21-24 W	50,661
12/15.....vs. Detroit.....	14-3 W	50,123

1969 (7-5-2)

Coach Vince Lombardi

9/21.....at New Orleans.....	26-20 W	73,147
9/28.....at Cleveland.....	23-27 L	82,581
10/5.....at San Francisco.....	17-17 T	35,642
10/12.....vs. STL Cardinals.....	33-17 W	50,481
10/19.....vs. NY Giants.....	20-14 W	50,352
10/26.....at Pittsburgh.....	14-7 W	46,557
11/2.....at Baltimore.....	17-41 L	60,238
11/9.....vs. Philadelphia.....	28-28 T	50,502
11/16.....vs. Dallas.....	28-41 L	50,474
11/23.....vs. Atlanta.....	27-20 W	50,345
11/30.....vs. LA Rams.....	13-24 L	50,352
12/7.....at Philadelphia.....	34-29 W	60,658
12/14.....vs. New Orleans.....	17-14 W	50,354
12/21.....at Dallas.....	10-20 L	56,924

1970 (7-5-2)

Coach Bill Austin

9/20.....at San Francisco.....	17-26 L	34,984
9/27.....at STL Cardinals.....	17-27 L	44,246
10/4.....at Philadelphia.....	33-21 W	60,658
10/11.....vs. Detroit.....	31-10 W	50,414
10/19.....at Oakland (M).....	20-34 L	54,471
10/25.....vs. Cincinnati.....	20-0 W	50,415
11/1.....at Denver.....	19-3 W	50,705
11/8.....vs. Minnesota.....	10-19 L	50,415
11/15.....at NY Giants.....	33-35 L	62,915
11/22.....vs. Dallas.....	21-45 L	50,415
11/29.....vs. NY Giants.....	24-27 L	50,415
12/6.....at Dallas.....	0-34 L	57,936
12/13.....vs. Philadelphia.....	24-6 W	50,415
12/20.....vs. STL Cardinals.....	28-27 W	50,415

1971 (9-4-1)

Coach George Allen

9/19.....at STL Cardinals.....	24-17 W	46,805
9/26.....at NY Giants.....	30-3 W	62,795
10/3.....at Dallas.....	20-16 W	72,000
10/10.....vs. Houston.....	22-13 W	53,041
10/17.....vs. STL Cardinals.....	20-0 W	53,041
10/24.....at Kansas City.....	20-27 L	51,989
10/31.....vs. New Orleans.....	24-14 W	53,041
11/7.....vs. Philadelphia.....	7-7 T	53,041
11/14.....at Chicago.....	15-16 L	55,049
11/21.....vs. Dallas.....	0-13 L	53,041
11/28.....at Philadelphia.....	20-13 W	65,358
12/5.....vs. NY Giants.....	23-7 W	53,041
12/13.....at LA Rams (M).....	38-24 W	80,402
12/19.....vs. Cleveland.....	13-20 L	53,041

Playoffs

12/26.....at San Francisco.....	20-24 L	45,237
---------------------------------	---------	--------

1972 (11-3)

Coach George Allen

9/18.....at Minnesota (M).....	24-21 W	47,900
9/24.....vs. STL Cardinals.....	24-10 W	53,039
10/1.....at New England.....	23-24 L	60,999
10/8.....vs. Philadelphia.....	14-0 W	53,039
10/15.....at STL Cardinals.....	33-3 W	50,454
10/22.....vs. Dallas.....	24-20 W	53,039
10/29.....at NY Giants.....	23-16 W	62,878
11/5.....at NY Jets.....	35-17 W	63,962
11/12.....vs. NY Giants.....	27-13 W	53,039
11/20.....vs. Atlanta (M).....	24-13 W	53,039
11/26.....vs. Green Bay.....	21-16 W	53,039
12/3.....at Philadelphia.....	23-7 W	65,720
12/9.....at Dallas (S).....	24-34 L	65,136
12/17.....vs. Buffalo.....	17-24 L	53,039

Playoffs

12/24.....vs. Green Bay.....	16-3 W	53,140
12/31.....vs. Dallas.....	26-3 W	53,129

Super Bowl VII

(Los Angeles Memorial Coliseum, Los Angeles)		
1/14.....vs. Miami.....	7-14 L	90,182

1973 (10-4)

Coach George Allen

9/16.....vs. San Diego.....	38-0 W	53,589
9/23.....at STL Cardinals.....	27-34 L	50,316
9/30.....at Philadelphia.....	29-7 W	64,147
10/8.....vs. Dallas (M).....	14-7 W	54,314
10/14.....at NY Giants.....	21-3 W	70,168
10/21.....vs. STL Cardinals.....	31-13 W	54,381
10/28.....at New Orleans.....	3-19 L	66,315
11/5.....at Pittsburgh (M).....	16-21 L	49,220
11/11.....vs. San Francisco.....	33-9 W	54,381
11/18.....vs. Baltimore.....	22-14 W	52,675
11/22.....at Detroit (H).....	20-0 W	46,807
12/2.....vs. NY Giants.....	27-24 W	53,590
12/9.....at Dallas.....	7-27 L	62,195

YEARLY RESULTS

10/20...at NY Giants	3-17 L	74,389
10/27...at Cleveland	14-7 W	78,540
11/3...at Atlanta	44-10 W	42,209
11/10...vs. Dallas	7-13 L	55,750
11/18...vs. NY Giants [M]	23-21 W	53,371
11/24...at Pittsburgh	30-23 W	59,293
12/1...vs. San Francisco	8-35 L	51,321
12/8...at Philadelphia	17-12 W	60,737
12/15...vs. Cincinnati	27-24 W	50,544
12/21...at STL Cardinals [S]	27-16 W	28,090

1986 (12-4)

Coch Joe Gibbs

9/7...vs. Philadelphia	41-14 W	53,982
9/14...vs. LA Raiders	10-6 W	55,235
9/21...at San Diego	30-27 W	57,853
9/28...vs. Seattle	19-14 W	54,157
10/5...at New Orleans	14-6 W	57,378
10/12...at Dallas	6-30 L	63,264
10/19...vs. STL Cardinals	28-21 W	53,494
10/27...at NY Giants [M]	20-27 L	75,923
11/2...vs. Minnesota	44-38 [OT] W	51,928
11/9...at Green Bay	16-7 W	47,728
11/17...vs. San Francisco [M]	14-6 W	54,774
11/23...vs. Dallas	41-14 W	55,642
11/30...at STL Cardinals	20-17 W	35,637
12/7...vs. NY Giants	14-24 L	55,642
12/13...at Denver [S]	30-31 L	75,905
12/21...at Philadelphia	21-14 W	61,816

Playoffs

12/28...vs. LA Rams	19-7 W	54,180
1/3...at Chicago [S]	27-13 W	65,141
1/11...at NY Giants	0-17 L	76,891

1987 (11-4)

Coch Joe Gibbs

9/13...vs. Philadelphia	34-24 W	52,188
9/20...at Atlanta	20-21 L	50,882
10/4...vs. STL Cardinals	28-21 W	27,728
10/11...at NY Giants	38-12 W	9,123
10/19...at Dallas [M]	13-7 W	60,415
10/25...vs. NY Jets	17-16 W	53,497
11/1...at Buffalo	27-7 W	71,640
11/8...at Philadelphia	27-31 L	63,609
11/15...vs. Detroit	20-13 W	53,593
11/23...vs. LA Rams [M]	26-30 L	53,614
11/29...vs. NY Giants	23-19 W	45,815
12/6...at STL Cardinals	34-17 W	31,324
12/13...vs. Dallas	24-20 W	54,882
12/20...at Miami	21-23 L	65,715
12/26...at Minnesota [S]	27-24 [OT] W	59,160

Playoffs

1/10...at Chicago	21-17 W	65,268
1/17...vs. Minnesota	17-10 W	55,212
Super Bowl XXII		
[Jack Murphy Stadium, San Diego]		
1/31...vs. Denver	42-10 W	73,302

1988 (7-9)

Coch Joe Gibbs

9/5...at NY Giants [M]	20-27 L	76,417
9/11...vs. Pittsburgh	30-29 W	54,083
9/18...vs. Philadelphia	17-10 W	53,920
9/25...at Phoenix	21-30 L	61,973
10/2...vs. NY Giants	23-24 L	54,601
10/9...at Dallas	35-17 W	63,325
10/16...vs. Phoenix	33-17 W	54,402
10/23...at Green Bay	20-17 W	51,767
10/30...at Houston	17-41 L	48,781
11/6...vs. New Orleans	27-24 W	54,183
11/13...vs. Chicago	14-34 L	52,418
11/21...at San Francisco [M]	21-37 L	59,268
11/27...vs. Cleveland	13-17 L	51,604
12/4...at Philadelphia	20-19 W	65,947
12/11...vs. Dallas	17-24 L	51,526

12/17...at Cincinnati [S]	17-20 [OT] L	52,157
---------------------------	--------------	--------

1989 (10-6)

Coch Joe Gibbs

9/11...vs. NY Giants [M]	24-27 L	54,160
9/17...vs. Philadelphia	37-42 L	53,493
9/24...at Dallas	30-7 W	63,200
10/1...at New Orleans	16-14 W	64,358
10/8...vs. Phoenix	30-28 W	53,335
10/15...at NY Giants	17-20 L	76,245
10/22...vs. Tampa Bay	32-28 W	53,862
10/29...at LA Raiders	24-37 L	52,781
11/5...vs. Dallas	3-13 L	53,187
11/12...at Philadelphia	10-3 W	65,443
11/20...vs. Denver [M]	10-14 L	52,975
11/26...vs. Chicago	38-14 W	50,044
12/3...at Phoenix	29-10 W	38,870
12/10...vs. San Diego	26-21 W	47,693
12/17...at Atlanta	31-30 W	37,501
12/23...at Seattle [S]	29-0 W	60,294

1990 (10-6)

Coch Joe Gibbs

9/9...vs. Phoenix	31-0 W	52,649
9/16...at San Francisco	13-26 L	64,287
9/23...vs. Dallas	19-15 W	53,804
9/30...at Phoenix	38-10 W	49,303
10/14...vs. NY Giants	20-24 L	54,737
10/21...vs. Philadelphia	13-7 W	53,567
10/28...at NY Giants	10-21 L	75,321
11/4...at Detroit	41-38 [OT] W	69,326
11/12...at Philadelphia [M]	14-28 L	65,857
11/18...vs. New Orleans	31-17 W	52,573
11/22...at Dallas [H]	17-27 L	60,355
12/2...vs. Miami	42-20 W	53,599
12/9...vs. Chicago	10-9 W	53,920
12/15...at New England [S]	25-10 W	22,286
12/22...at Indianapolis [S]	28-35 L	58,173
12/30...vs. Buffalo	29-14 W	52,397

Playoffs

1/5...at Philadelphia [S]	20-6 W	65,287
1/12...at San Francisco [S]	10-28 L	65,292

1991 (14-2)

Coch Joe Gibbs

9/1...vs. Detroit	45-0 W	52,958
9/9...at Dallas [M]	33-31 W	63,025
9/15...vs. Phoenix	34-0 W	54,662
9/22...at Cincinnati	34-27 W	52,038
9/30...vs. Philadelphia [M]	23-0 W	55,198
10/6...at Chicago	20-7 W	64,941
10/13...vs. Cleveland	42-17 W	54,715
10/27...at NY Giants	17-13 W	76,627
11/3...vs. Houston	16-13 [OT] W	55,096
11/10...vs. Atlanta	56-17 W	52,461
11/17...at Pittsburgh	41-14 W	56,813
11/24...vs. Dallas	21-24 L	55,561
12/1...at LA Rams	27-6 W	55,027
12/8...at Phoenix	20-14 W	48,373
12/15...vs. NY Giants	34-17 W	54,722
12/22...at Philadelphia	22-24 L	58,988

Playoffs

1/4...vs. Atlanta [S]	24-7 W	55,181
1/12...vs. Detroit	41-10 W	55,585

Super Bowl XXVI [Metrodome, Minneapolis]

1/26...vs. Buffalo	37-24 W	63,130
--------------------	---------	--------

1992 (9-7)

Coch Joe Gibbs

9/7...at Dallas [M]	10-23 L	63,538
9/13...vs. Atlanta	24-17 W	54,343
9/20...vs. Detroit	13-10 L	55,818
10/4...at Phoenix	24-27 L	34,488
10/12...vs. Denver [M]	34-3 W	56,371

10/18...vs. Philadelphia	16-12 W	56,380
10/25...at Minnesota	15-13 W	59,098
11/1...vs. NY Giants	7-24 L	53,647
11/8...at Seattle	16-3 W	53,616
11/15...at Kansas City	15-35 L	75,238
11/23...at New Orleans [M]	3-20 L	68,591
11/29...vs. Phoenix	41-3 W	53,541
12/6...at NY Giants	28-10 W	62,998
12/13...vs. Dallas	20-17 W	56,437
12/20...at Philadelphia [S]	13-17 L	65,841
12/26...vs. LA Raiders [S]	20-21 L	53,032

Playoffs

1/2...at Minnesota [S]	24-7 W	57,353
1/9...at San Francisco [S]	13-20 L	64,991

1993 (4-12)

Coch Richie Petitbon

9/6...vs. Dallas [M]	35-16 W	56,345
9/12...vs. Phoenix	10-17 L	53,525
9/19...at Philadelphia	31-34 L	65,435
10/4...at Miami [M]	10-17 L	68,568
10/10...vs. NY Giants	7-41 L	53,715
10/17...at Phoenix	6-36 L	48,143
11/1...at Buffalo [M]	10-24 L	79,106
11/7...vs. Indianapolis	30-24 W	50,523
11/14...at NY Giants	6-20 L	76,606
11/21...at LA Rams	6-10 L	45,546
11/28...vs. Philadelphia	14-17 L	46,663
12/5...at Tampa Bay	23-17 W	49,035
12/11...vs. NY Jets [S]	0-3 L	47,970
12/19...vs. Atlanta	30-17 W	50,192
12/26...at Dallas	3-38 L	64,497
12/31...vs. Minnesota [F]	9-14 L	42,836

1994 (3-13)

Coch Norv Turner

9/4...vs. Seattle	7-28 L	52,930
9/11...at New Orleans	38-24 W	58,049
9/18...at NY Giants	23-31 L	77,298
9/25...vs. Atlanta	20-27 L	53,238
10/2...vs. Dallas	7-34 L	55,394
10/9...at Philadelphia	17-21 L	63,947
10/16...vs. Arizona	16-19 [OT] L	50,019
10/23...at Indianapolis	41-27 W	57,879
10/30...vs. Philadelphia	29-31 L	53,530
11/6...vs. San Francisco	22-37 L	54,335
11/20...at Dallas	7-31 L	64,644
11/27...vs. NY Giants	19-21 L	43,384
12/4...at Tampa Bay	21-26 L	45,121
12/11...at Arizona	15-17 L	53,790
12/18...vs. Tampa Bay	14-17 L	47,315
12/24...at LA Rams [S]	24-21 W	25,705

1995 (6-10)

Coch Norv Turner

9/3...vs. Arizona	27-7 W	52,731
9/10...vs. Oakland	8-20 L	54,548
9/17...at Denver	31-38 L	71,930
9/24...at Tampa Bay	6-14 L	49,234
10/1...vs. Dallas	27-23 W	55,489
10/8...at Philadelphia	34-37 [OT] L	65,498
10/15...at Arizona	20-24 L	42,370
10/22...vs. Detroit	36-30 [OT] W	52,332
10/29...vs. NY Giants	15-24 L	53,310
11/5...at Kansas City	3-24 L	77,821
11/19...vs. Seattle	20-27 L	51,298
11/26...vs. Philadelphia	7-14 L	50,539
12/3...at Dallas	24-17 W	64,866
12/10...at NY Giants	13-20 L	48,247
12/17...at St. Louis	35-23 W	63,760
12/24...vs. Carolina	20-17 W	42,903

1996 (9-7)

Coch Norv Turner

9/1...vs. Philadelphia	14-17 L	53,415
------------------------	---------	--------

YEARLY RESULTS

9/8.....vs. Chicago.....	10-3 W.....	52,711
9/15.....at NY Giants.....	31-10 W.....	71,693
9/22.....at St. Louis.....	17-10 W.....	62,303
9/29.....vs. NY Jets.....	31-16 W.....	52,068
10/13.....at New England.....	27-22 W.....	59,638
10/20.....vs. NY Giants.....	31-21 W.....	52,638
10/27.....vs. Indianapolis.....	31-16 W.....	54,254
11/3.....at Buffalo.....	13-38 L.....	78,002
11/10.....vs. Arizona.....	34-37 [OT] L.....	51,929
11/17.....at Philadelphia.....	26-21 W.....	66,834
11/24.....vs. San Francisco.....	16-19 [OT] L.....	54,235
11/28.....at Dallas [H].....	10-21 L.....	64,955
12/8.....at Tampa Bay.....	10-24 L.....	44,733
12/15.....at Arizona.....	26-27 L.....	34,260
12/22.....vs. Dallas.....	37-10 W.....	65,454

1997 [8-7-1]

Coach Norv Turner

8/31.....at Carolina.....	24-10 W.....	72,633
9/7.....at Pittsburgh.....	13-14 L.....	58,059
9/14.....vs. Arizona.....	19-13 [OT] W.....	78,270
9/28.....vs. Jacksonville.....	24-13 W.....	74,421
10/5.....at Philadelphia.....	10-24 L.....	67,008
10/13.....vs. Dallas [M].....	21-16 W.....	76,159
10/19.....at Tennessee.....	14-28 L.....	31,042
10/26.....vs. Baltimore.....	17-20 L.....	75,067
11/2.....at Chicago.....	31-8 W.....	53,032
11/9.....vs. Detroit.....	30-7 W.....	75,261
11/16.....at Dallas.....	14-17 L.....	75,261
11/23.....vs. NY Giants.....	7-7 [OT] T.....	75,703
11/30.....vs. St. Louis.....	20-23 L.....	74,772
12/7.....at Arizona.....	38-28 W.....	41,537
12/13.....at NY Giants [S].....	10-30 L.....	77,571
12/21.....vs. Philadelphia.....	35-32 W.....	75,939

1998 [6-10]

Coach Norv Turner

9/6.....at NY Giants.....	24-31 L.....	76,629
9/14.....vs. San Francisco [M].....	10-45 L.....	76,798
9/20.....at Seattle.....	14-24 L.....	63,336
9/27.....vs. Denver.....	16-38 L.....	71,880
10/4.....vs. Dallas.....	10-31 L.....	72,284
10/11.....at Philadelphia.....	12-17 L.....	64,003
10/18.....at Minnesota.....	7-41 L.....	64,004
11/1.....vs. NY Giants.....	21-14 W.....	67,976
11/8.....at Arizona.....	27-29 L.....	43,159
11/15.....vs. Philadelphia.....	28-3 W.....	67,704
11/22.....vs. Arizona.....	42-45 L.....	66,435
11/29.....at Oakland.....	29-19 W.....	41,409
12/6.....vs. San Diego.....	24-20 W.....	65,713
12/13.....at Carolina.....	28-25 W.....	46,940
12/19.....vs. Tampa Bay [S].....	20-16 W.....	66,309
12/27.....at Dallas.....	7-23 L.....	63,565

1999 [10-6]

Coach Norv Turner

9/12.....vs. Dallas.....	35-41 [OT] L.....	79,237
9/19.....at NY Giants.....	50-21 W.....	77,622
9/26.....at NY Jets.....	27-20 W.....	78,161
10/3.....vs. Carolina.....	38-36 W.....	76,831
10/17.....at Arizona.....	24-10 W.....	55,993
10/24.....at Dallas.....	20-38 L.....	64,377
10/31.....vs. Chicago.....	48-22 W.....	77,621
11/7.....vs. Buffalo.....	17-34 L.....	78,721
11/14.....at Philadelphia.....	28-35 L.....	66,591
11/21.....vs. NY Giants.....	23-13 W.....	78,641
11/28.....vs. Philadelphia.....	20-17 [OT] W.....	74,741
12/5.....at Detroit.....	17-33 L.....	77,693
12/12.....vs. Arizona.....	29-3 W.....	75,851
12/19.....at Indianapolis.....	21-24 L.....	57,013
12/26.....at San Francisco.....	26-20 [OT] W.....	68,329
1/2.....vs. Miami.....	21-10 W.....	78,106

Playoffs

1/8.....vs. Detroit [S].....	27-13 W.....	79,411
1/15.....at Tampa Bay [S].....	13-14 L.....	65,835

2000 [8-8]

Coaches Norv Turner [13] & Terry Robiskie [3]

9/3.....vs. Carolina.....	20-17 W.....	80,257
9/10.....at Detroit.....	10-15 L.....	74,159
9/18.....vs. Dallas [M].....	21-27 L.....	84,431
9/24.....at NY Giants.....	16-6 W.....	78,216
10/1.....vs. Tampa Bay.....	20-17 [OT] W.....	83,532
10/8.....at Philadelphia.....	17-14 W.....	65,491
10/15.....vs. Baltimore.....	10-3 W.....	83,252
10/22.....at Jacksonville.....	35-16 W.....	69,061
10/30.....vs. Tennessee [M].....	21-27 L.....	83,472
11/5.....at Arizona.....	15-16 L.....	44,723
11/20.....at St. Louis [M].....	33-20 W.....	66,087
11/26.....vs. Philadelphia.....	20-23 L.....	83,284
12/3.....vs. NY Giants.....	7-9 L.....	83,485
12/10.....at Dallas.....	13-32 L.....	58,183
12/16.....at Pittsburgh [S].....	3-24 L.....	65,711
12/24.....vs. Arizona.....	20-3 W.....	63,467

2001 [8-8]

Coach Marty Schottenheimer

9/9.....at San Diego.....	3-30 L.....	60,629
9/24.....at Green Bay [M].....	0-37 L.....	59,771
9/30.....vs. Kansas City.....	13-45 L.....	76,573
10/7.....at NY Giants.....	9-23 L.....	78,651
10/15.....at Dallas [M].....	7-9 L.....	63,941
10/21.....vs. Carolina.....	17-14 [OT] W.....	74,480
10/28.....vs. NY Giants.....	35-21 W.....	80,316
11/4.....vs. Seattle.....	27-14 W.....	82,352
11/18.....at Denver.....	17-10 W.....	74,622
11/25.....at Philadelphia.....	13-3 W.....	65,666
12/2.....vs. Dallas.....	14-20 L.....	85,112
12/9.....at Arizona.....	20-10 W.....	40,056
12/16.....vs. Philadelphia.....	6-20 L.....	84,936
12/23.....vs. Chicago.....	15-20 L.....	78,884
12/30.....at New Orleans.....	40-10 W.....	70,020
1/6.....vs. Arizona.....	20-17 W.....	61,721

2002 [7-9]

Coach Steve Spurrier

9/8.....vs. Arizona.....	31-23 W.....	85,140
9/16.....vs. Philadelphia [M].....	7-37 L.....	84,982
9/22.....at San Francisco.....	10-20 L.....	67,541
10/6.....at Tennessee.....	31-14 W.....	68,804
10/13.....vs. New Orleans.....	27-43 L.....	80,768
10/20.....at Green Bay.....	9-30 L.....	63,363
10/27.....vs. Indianapolis.....	26-21 W.....	80,169
11/3.....at Seattle.....	14-3 W.....	64,325
11/10.....at Jacksonville.....	7-26 L.....	66,665
11/17.....at NY Giants.....	17-19 L.....	78,727
11/24.....vs. St. Louis.....	20-17 W.....	79,823
11/28.....at Dallas [H].....	20-27 L.....	63,606
12/8.....vs. NY Giants.....	21-27 L.....	78,635
12/15.....at Philadelphia.....	21-34 L.....	65,615
12/22.....vs. Houston.....	26-10 W.....	70,291
12/29.....vs. Dallas.....	20-14 W.....	84,142

2003 [5-11]

Coach Steve Spurrier

9/4.....vs. NY Jets [H].....	16-13 W.....	85,420
9/14.....at Atlanta.....	33-31 W.....	70,241
9/21.....vs. NY Giants.....	21-24 [OT] L.....	84,856
9/28.....vs. New England.....	20-17 W.....	83,632
10/5.....at Philadelphia.....	25-27 L.....	67,792
10/12.....vs. Tampa Bay.....	13-35 L.....	85,490
10/19.....at Buffalo.....	7-24 L.....	73,149
11/2.....at Dallas.....	14-21 L.....	64,002
11/9.....vs. Seattle.....	27-20 W.....	80,728
11/16.....at Carolina.....	17-20 L.....	73,263
11/23.....at Miami.....	23-24 L.....	73,578
11/30.....vs. New Orleans.....	20-24 L.....	76,821
12/7.....at NY Giants.....	20-7 W.....	78,217
12/14.....vs. Dallas.....	0-27 L.....	70,284
12/21.....at Chicago.....	24-27 L.....	61,719

12/27.....vs. Philadelphia [S]..... 7-31 L..... 76,766

2004 [6-10]

Coach Joe Gibbs

9/12.....vs. Tampa Bay.....	16-10 W.....	90,098
9/19.....at NY Giants.....	14-20 L.....	78,767
9/27.....vs. Dallas [M].....	18-21 L.....	90,367
10/3.....at Cleveland.....	13-17 L.....	73,348
10/10.....vs. Baltimore.....	10-17 L.....	90,287
10/17.....at Chicago.....	13-10 W.....	61,945
10/31.....vs. Green Bay.....	14-28 L.....	89,295
11/7.....at Detroit.....	17-10 W.....	62,657
11/14.....vs. Cincinnati.....	10-17 L.....	87,786
11/21.....at Philadelphia.....	6-28 L.....	67,720
11/28.....at Pittsburgh.....	7-16 L.....	63,707
12/5.....vs. NY Giants.....	31-7 W.....	87,872
12/12.....vs. Philadelphia.....	14-17 L.....	90,089
12/18.....at San Francisco [S].....	26-16 W.....	65,710
12/26.....at Dallas.....	10-13 L.....	63,705
1/2.....vs. Minnesota.....	21-18 W.....	76,876

2005 [10-6]

Coach Joe Gibbs

9/11.....vs. Chicago.....	9-7 W.....	90,138
9/19.....at Dallas [M].....	14-13 W.....	65,207
10/2.....vs. Seattle.....	20-17 [OT] W.....	90,215
10/9.....at Denver.....	19-21 L.....	75,880
10/16.....at Kansas City.....	21-28 L.....	78,083
10/23.....at San Francisco.....	52-17 W.....	90,224
10/30.....at NY Giants.....	0-36 L.....	78,630
11/6.....vs. Philadelphia.....	17-10 W.....	90,298
11/13.....at Tampa Bay.....	35-36 L.....	65,421
11/20.....vs. Oakland.....	13-16 L.....	90,129
11/27.....vs. San Diego.....	17-23 [OT] L.....	84,930
12/4.....at St. Louis.....	24-9 W.....	65,701
12/11.....at Arizona.....	17-13 W.....	46,654
12/18.....vs. Dallas.....	35-7 W.....	90,588
12/24.....vs. NY Giants [S].....	35-20 W.....	90,477
1/1.....at Philadelphia.....	31-20 W.....	67,700

Playoffs

1/7.....at Tampa Bay [S].....	17-10 W.....	65,514
1/14.....at Seattle [S].....	10-20 L.....	67,551

2006 [5-11]

Coach Joe Gibbs

9/11.....vs. Minnesota [M].....	16-19 L.....	90,608
9/17.....at Dallas.....	10-27 L.....	63,152
9/24.....at Houston.....	31-15 W.....	70,069
10/1.....vs. Jacksonville.....	36-30 [OT] W.....	89,450
10/8.....at NY Giants.....	3-19 L.....	78,653
10/15.....vs. Tennessee.....	22-25 L.....	88,550
10/22.....at Indianapolis.....	22-36 L.....	57,274
11/5.....vs. Dallas.....	22-19 W.....	90,250
11/12.....at Philadelphia.....	3-27 L.....	65,699
11/19.....at Tampa Bay.....	17-20 L.....	69,143
11/26.....vs. Carolina.....	17-13 W.....	85,450
12/3.....vs. Atlanta.....	14-24 L.....	86,436
12/10.....vs. Philadelphia.....	19-21 L.....	84,164
12/17.....at New Orleans.....	16-10 W.....	69,052
12/24.....at St. Louis.....	31-37 [OT] L.....	62,324
12/30.....vs. NY Giants [S].....	28-34 L.....	86,141

2007 [9-7]

Coach Joe Gibbs

9/9.....vs. Miami.....	16-13 [OT] W.....	90,163
9/17.....at Philadelphia [M].....	20-12 W.....	67,726
9/23.....vs. NY Giants.....	17-24 L.....	90,803
10/3.....vs. Detroit.....	34-3 W.....	88,944
10/14.....at Green Bay.....	14-17 L.....	70,761
10/21.....vs. Arizona.....	21-19 W.....	85,640
10/28.....at New England.....	7-52 L.....	68,756
11/4.....at NY Jets.....	23-20 [OT] W.....	76,663
11/11.....vs. Philadelphia.....	25-33 L.....	90,218
11/18.....at Dallas.....	23-28 L.....	63,706
11/25.....at Tampa Bay.....	13-19 L.....	65,596

YEARLY RESULTS

12/2.....vs. Buffalo.....	16-17 L.....	85,831
12/6.....vs. Chicago [H].....	24-16 W.....	82,213
12/16.....at NY Giants.....	22-10 W.....	77,899
12/23.....at Minnesota.....	32-21 W.....	63,634
12/30.....vs. Dallas.....	27-6 W.....	90,910

Playoffs

1/5.....at Seattle [S].....	14-35 L.....	68,297
-----------------------------	--------------	--------

2008 [8-8]

Coach Jim Zorn

9/4.....at NY Giants [H].....	7-16 L.....	79,742
9/14.....vs. New Orleans.....	29-24 W.....	88,246
9/21.....vs. Arizona.....	24-17 W.....	90,060
9/28.....at Dallas.....	26-24 W.....	63,462
10/5.....at Philadelphia.....	23-17 W.....	69,144
10/12.....vs. St. Louis.....	17-19 L.....	90,376
10/19.....vs. Cleveland.....	14-11 W.....	90,487
10/26.....at Detroit.....	25-17 W.....	54,312
11/3.....vs. Pittsburgh [M].....	6-23 L.....	90,512
11/16.....vs. Dallas.....	10-14 L.....	90,830
11/23.....at Seattle.....	20-17 W.....	67,771
11/30.....vs. NY Giants.....	7-23 L.....	85,912
12/7.....at Baltimore.....	10-24 L.....	71,438
12/14.....at Cincinnati.....	13-20 L.....	63,996
12/21.....vs. Philadelphia.....	10-3 W.....	82,412
12/28.....at San Francisco.....	24-27 L.....	67,519

2009 [4-12]

Coach Jim Zorn

9/13.....at NY Giants.....	17-23 L.....	78,206
9/20.....vs. St. Louis.....	9-7 W.....	87,780
9/27.....at Detroit.....	14-19 L.....	40,896
10/4.....vs. Tampa Bay.....	16-13 W.....	86,412
10/11.....at Carolina.....	17-20 L.....	73,487
10/18.....vs. Kansas City.....	6-14 L.....	79,572
10/26.....vs. Philadelphia [M].....	17-27 L.....	88,241
11/8.....at Atlanta.....	17-31 L.....	67,982
11/15.....vs. Denver.....	27-17 W.....	85,247
11/22.....at Dallas.....	6-7 L.....	85,277
11/29.....at Philadelphia.....	24-27 L.....	69,144
12/6.....vs. New Orleans.....	30-33 [OT] L.....	84,520
12/13.....at Oakland.....	34-13 W.....	44,506
12/21.....vs. NY Giants [M].....	12-45 L.....	78,359
12/27.....vs. Dallas.....	0-17 L.....	88,221
1/3.....at San Diego.....	20-23 L.....	67,554

2010 [6-10]

Coach Mike Shanahan

9/12.....vs. Dallas.....	13-7 W.....	90,670
9/19.....vs. Houston.....	27-30 [OT] L.....	88,240
9/26.....at St. Louis.....	16-30 L.....	52,370
10/3.....at Philadelphia.....	17-12 W.....	69,144
10/10.....vs. Green Bay.....	16-13 [OT] W.....	87,760
10/17.....vs. Indianapolis.....	24-27 L.....	87,883
10/24.....at Chicago.....	17-14 W.....	62,155
10/31.....at Detroit.....	25-37 L.....	46,329
11/15.....vs. Philadelphia [M].....	29-59 L.....	84,912
11/21.....at Tennessee.....	19-16 [OT] W.....	69,143
11/28.....vs. Minnesota.....	13-17 L.....	83,602
12/5.....at NY Giants.....	7-31 L.....	78,861
12/12.....vs. Tampa Bay.....	16-17 L.....	66,124
12/19.....at Dallas.....	30-33 L.....	86,904
12/26.....at Jacksonville.....	20-17 [OT] W.....	63,470
1/2.....vs. NY Giants.....	14-17 L.....	76,189

2011 [5-11]

Coach Mike Shanahan

9/11.....vs. NY Giants.....	28-14 W.....	80,121
9/18.....vs. Arizona.....	22-21 W.....	76,330
9/26.....at Dallas [M].....	16-18 L.....	91,017
10/2.....at St. Louis.....	17-10 W.....	56,113
10/16.....vs. Philadelphia.....	13-20 L.....	80,447
10/23.....at Carolina.....	20-33 L.....	73,245
10/30.....at Buffalo.....	0-23 L.....	51,579
11/6.....vs. San Francisco.....	11-19 L.....	78,032

11/13.....at Miami.....	9-20 L.....	57,007
11/20.....vs. Dallas.....	24-27 [OT] L.....	80,122
11/27.....at Seattle.....	23-17 W.....	66,007
12/4.....vs. NY Jets.....	19-34 L.....	74,121
12/11.....vs. New England.....	27-34 L.....	77,825
12/18.....at NY Giants.....	23-10 W.....	78,861
12/24.....vs. Minnesota [S].....	26-33 L.....	68,370
1/1.....at Philadelphia.....	10-34 L.....	69,144

2012 [10-6]

Coach Mike Shanahan

9/9.....at New Orleans.....	40-32 W.....	72,180
9/16.....at St. Louis.....	28-31 L.....	53,979
9/23.....vs. Cincinnati.....	31-38 L.....	80,060
9/30.....at Tampa Bay.....	24-22 W.....	58,191
10/7.....vs. Atlanta.....	17-24 L.....	75,337
10/14.....vs. Minnesota.....	38-26 W.....	78,476
10/21.....at NY Giants.....	23-27 L.....	81,352
10/28.....at Pittsburgh.....	12-27 L.....	62,371
11/4.....vs. Carolina.....	13-21 L.....	79,767
11/18.....vs. Philadelphia.....	31-6 W.....	79,327
11/22.....at Dallas [H].....	38-31 W.....	90,166
12/3.....vs. NY Giants.....	17-16 W.....	80,246
12/9.....vs. Baltimore.....	31-28 [OT] W.....	81,178
12/16.....at Cleveland.....	38-21 W.....	65,083
12/23.....at Philadelphia.....	27-20 W.....	69,144
12/30.....vs. Dallas.....	28-18 W.....	82,845

Playoffs

1/6.....vs. Seattle.....	14-24 L.....	84,435
--------------------------	--------------	--------

2013 [3-13]

Coach Mike Shanahan

9/9.....vs. Philadelphia.....	27-33 L.....	82,743
9/15.....at Green Bay.....	20-38 L.....	78,020
9/22.....vs. Detroit.....	20-27 L.....	80,111
9/29.....at Oakland.....	24-14 W.....	53,549
10/13.....at Dallas.....	16-31 L.....	90,239
10/20.....vs. Chicago.....	45-41 W.....	83,147
10/27.....at Denver.....	21-45 L.....	77,031
11/3.....vs. San Diego.....	30-24 [OT] W.....	80,115
11/7.....at Minnesota [H].....	27-34 L.....	84,011
11/17.....at Philadelphia.....	16-24 L.....	69,144
11/25.....vs. San Francisco.....	6-27 L.....	79,773
12/1.....vs. NY Giants.....	17-24 L.....	75,220
12/8.....vs. Kansas City.....	10-45 L.....	56,247
12/15.....at Atlanta.....	26-27 L.....	70,069
12/22.....vs. Dallas.....	23-24 L.....	80,411
12/29.....at NY Giants.....	6-20 L.....	80,177

2014 [4-12]

Coach Jay Gruden

9/7.....at Houston.....	6-17 L.....	71,770
9/14.....vs. Jacksonville.....	41-10 W.....	80,037
9/21.....at Philadelphia.....	34-37 L.....	69,596
9/25.....vs. NY Giants [H].....	14-45 L.....	80,573
10/6.....vs. Seattle [M].....	17-27 L.....	79,522
10/12.....at Arizona.....	20-30 L.....	61,159
10/19.....vs. Tennessee.....	19-17 W.....	75,227
10/27.....at Dallas [M].....	20-17 W.....	87,055
11/2.....at Minnesota.....	26-29 L.....	52,252
11/16.....vs. Tampa Bay.....	7-27 L.....	77,442
11/23.....at San Francisco.....	13-17 L.....	70,799
11/30.....at Indianapolis.....	27-49 L.....	65,352
12/7.....vs. St. Louis.....	0-24 L.....	71,120
12/14.....at NY Giants.....	13-24 L.....	77,828
12/20.....vs. Philadelphia [S].....	27-24 W.....	78,897
12/28.....vs. Dallas.....	17-44 L.....	80,897

2015 [9-7]

Coach Jay Gruden

9/13.....vs. Miami.....	10-17 L.....	76,512
9/20.....vs. St. Louis.....	24-10 W.....	72,460
9/24.....at NY Giants [H].....	21-32 L.....	76,081
10/4.....vs. Philadelphia.....	23-20 W.....	74,767
10/11.....at Atlanta.....	19-25 L.....	70,178
10/18.....at NY Jets.....	20-34 L.....	78,160
10/25.....vs. Tampa Bay.....	31-30 W.....	72,912
11/8.....at New England.....	10-27 L.....	66,829
11/15.....vs. New Orleans.....	47-14 W.....	75,086
11/22.....at Carolina.....	16-44 L.....	74,418
11/29.....vs. NY Giants.....	20-14 W.....	77,367
12/7.....vs. Dallas [M].....	16-19 L.....	80,444
12/13.....at Chicago.....	24-21 W.....	61,026
12/20.....vs. Buffalo.....	35-25 W.....	80,124
12/26.....at Philadelphia [S].....	38-24 W.....	69,596
1/3.....at Dallas.....	34-23 W.....	90,127

Playoffs

1/10.....vs. Green Bay.....	18-35 L.....	81,367
-----------------------------	--------------	--------

2016 [8-7-1]

Coach Jay Gruden

9/12.....vs. Pittsburgh [M].....	38-16 L.....	79,124
9/18.....vs. Dallas.....	27-23 L.....	80,612
9/25.....at NY Giants.....	29-27 W.....	78,368
10/2.....vs. Cleveland.....	31-20 W.....	76,249
10/9.....at Baltimore.....	16-10 W.....	71,318
10/16.....vs. Philadelphia.....	27-20 W.....	78,934
10/23.....at Detroit.....	20-17 L.....	60,461
10/30.....at Cincinnati.....	27-27 [OT] T.....	84,488
11/13.....vs. Minnesota.....	26-20 W.....	78,216
11/20.....vs. Green Bay.....	42-24 W.....	77,137
11/24.....at Dallas [H].....	31-26 L.....	93,099
12/4.....at Arizona.....	31-23 L.....	64,939
12/11.....at Philadelphia.....	27-22 W.....	69,596
12/19.....vs. Carolina [M].....	26-15 L.....	76,689
12/24.....at Chicago [S].....	41-21 W.....	57,953
1/1.....vs. NY Giants.....	19-10 L.....	79,471

YEARLY STATISTICAL RANKINGS

Year	Teams	OFFENSE				DEFENSE				SPECIAL TEAMS				TURNOVER
		Total	Run	Pass	Pts.	Total	Run	Pass	Pts.	KR Avg.	PR Avg.	KR Cov.	PR Cov.	RATIO
2016	32	3	21	2	12	28	24	25	19	20	4	14	13	17 [E]
2015	32	17	20	11	10	28	26	25	17	9	31	4	17	10 (+5)
2014	32	13	19	11	26	20	12	24	29	25	21	23	19	30 (-12)
2013	32	9	5	16	23	18	17	20	30	32	28	11	32	25 (-8)
2012	32	5	1	20	4	28	5	30	22	16	17	12	8	3 (+17)
2011	32	16	25	14	26	13	18	12	21	27	21	2	10	30 (-14)
2010	32	18	30	8	25	31	26	31	21	14	10	2	29	19 (-4)
2009	32	22	27	16	26	10	16	8	18	24	30	3	6	28 (-11)
2008	32	19	8	23	28	4	8	7	6	4	22	4	27	17 [E]
2007	32	15	12	14	18	8	4	16	11	8	26	3	6	21 (-5)
2006	32	13	4	21	20	31	27	23	27	19	14	4	8	23 (-5)
2005	32	11	7	21	13	9	13	10	9	11	28	6	2	14 (+1)
2004	32	30	21	29	31	3	2	7	5	12	20	13	26	20 (-1)
2003	32	23	22	21	22	25	24	14	24	9	15	9	18	10 (+2)
2002	32	20	13	21	25	5	12	5	21	20	11	24	28	29 (-14)
2001	31	28	8	30	28	10	20	6	13	19	12	1	16	11 (+6)
2000	31	11	19	10	24	4	22	2	7	26	15	31	20	17 [E]
1999	31	2	9	6	2	30	27	26	24	18	23	25	22	4 (+12)
1998	30	15	18	13	17	24	28	5	28	19	10	26	7	24 (-8)
1997	30	16	21	11	15	16	28	3	8	17	6	19	3	14 (+1)
1996	30	9	7	15	8	28	30	20	13	19	9	12	5	4 (+12)
1995	30	18	7	20	18	18	29	7	21	1	1	9	4	6 (+5)
1994	28	17	24	11	13	26	27	20	28	4	1	22	20	27 (-17)
1993	28	26	16	26	25	26	26	20	23	10	24	18	21	14 [E]
1992	28	12	13	12	14	7	13	6	8	8	14	18	28	2 (+10)
1991	28	4	7	5	1	3	3	9	2	13	2	10	4	1 (+18)
1990	28	4	6	5	4	14	9	16	13	24	15	6	5	6 (+5)
1989	28	2	14	1	5	9	2	21	13	9	16	20	26	12 (+5)
1988	28	6	25	2	10	16	9	22	26	24	22	4	28	28 (-24)
1987	28	3	7	4	4	18	10	24	6	17	7	25	6	16 (-3)
1986	28	5	17	6	9	21	14	20	9	14	4	17	4	17 (-4)
1985	28	14	2	23	20	3	8	1	11	8	4	22	15	21 (-6)
1984	28	9	4	19	3	18	2	25	11	15	12	9	2	4 (+15)
1983	28	3	3	7	1	12	1	28	11	6	19	15	22	1 (+43)
1982	28	7	10	12	12	4	8	7	1	4	16	2	2	2 (+8)
1981	28	9	12	10	10	10	21	9	16	1	17	5	12	16 (-2)
1980	28	23	13	20	25	7	27	1	8	5	2	4	9	4 (+9)
1979	28	18	12	22	10	17	12	18	10	8	14	1	1	1 (+22)
1978	28	19	22	14	17	17	24	10	10	4	7	1	7	22 (-5)
1977	28	20	23	18	21	19	18	17	4	6	17	2	2	11 (+3)
1976	28	17	14	16	11	13	19	9	9	11	1	1	10	11 (+4)
1975	26	8	20	2	10	15	16	16	11	15	19	9	3	18 (-9)
1974	26	12	23	1	4	2	3	5	4	1	14	10	12	1 (+20)

YEARLY STATISTICAL RANKINGS

Year	Teams	OFFENSE				DEFENSE				SPECIAL TEAMS				TURNOVER RATIO
		Total	Run	Pass	Pts.	Total	Run	Pass	Pts.	KR Avg.	PR Avg.	KR Cov.	PR Cov.	
1973	26	18	25	6	6	9	4	18	6	1	11	3	13	4 (+12)
1972	26	11	10	12	7	4	7	6	3	6	21	11	1	7 (+6)
1971	26	13	14	10	12	4	4	12	4	21	2	1	6	9 (+6)
1970	26	9	5	17	11	24	25	15	21	20	26	22	13	9 (+4)
1969	26*	13	19	8	10	19	24	7	16	10	4	15	14	-
1968	26*	20	26	9	18	21	25	16	21	7	8	4	16	-
1967	25*	5	24	2	9	24	19	25	17	10	7	8	8	-
1966	24*	13	22	5	5	21	17	18	19	12	5	4	10	-
1965	22*	19	22	11	19	4	15	3	10	13	2	8	1	-
1964	22*	17	21	11	12	7	16	5	10	14	11	11	5	-
1963	22*	10	20	4	18	19	17	19	20	1	1	3	4	-
1962	22*	15	22	5	13	22	9	21	18	1	11	4	2	-
1961	22*	22	22	19	22	19	7	22	19	4	11	7	8	-
1960	21*	21	18	21	20	15	10	13	17	6	12	1	11	-
1959	12	9	2	12	12	12	12	12	12	10	10	8	2	-
1958	12	8	3	10	11	11	8	12	6	5	9	5	9	-
1957	12	7	3	11	6	7	6	9	5	6	1	4	2	-
1956	12	11	9	11	10	4	4	5	6	11	2	10	8	-
1955	12	11	3	11	7	3	2	6	2	3	2	8	10	-
1954	12	11	4	12	10	12	10	12	12	10	9	7	10	-
1953	12	8	4	11	8	7	11	1	3	11	2	12	3	-
1952	12	6	6	8	9	7	10	1	9	11	5	9	11	-
1951	12	9	4	11	11	10	9	5	10	10	9	4	5	-
1950	13	8	7	6	10	9	10	7	10	3	11	5	9	-
1949	10	4	7	3	6	10	9	8	9	7	8	7	7	-
1948	10	4	7	1	6	6	6	4	6	4	6	9	7	-
1947	10	2	7	1	4	8	4	8	10	1	9	10	6	-
1946	10	4	5	6	7	1	2	3	4	2	9	4	10	-
1945	10	1	2	2	4	2	3	1	1	4	2	5	6	-
1944	10	3	9	1	7	6	9	3	7	10	7	5	10	-
1943	8	3	5	3	3	3	7	2	1	3	5	6	1	-
1942	10	3	3	3	3	2	2	1	2	1	4	5	6	-
1941	10	5	6	4	4	3	2	5	5	9	3	1	3	-
1940	10	2	6	1	1	9	4	10	3	-	-	-	-	-
1939	10	2	2	3	2	1	2	1	2	-	-	-	-	-
1938	10	2	5	1	5	3	4	3	5	-	-	-	-	-
1937	10	2	4	2	3	1	2	5	4	-	-	-	-	-
1936	9	6	6	3	4	1	1	4	3	-	-	-	-	-
1935	9	5	6	7	8	5	1	5	6	-	-	-	-	-
1934	11	8	5	8	7	6	9	7	5	-	-	-	-	-
1933	10	1	1	8	6	7	3	10	5	-	-	-	-	-
1932	8	7	5	8	7	-	-	-	4	-	-	-	-	-

*Combined AFL/NFL

YEARLY STATS

1970 (6-8) // COACH BILL AUSTIN

Sept. 20	L	17-26	at San Francisco	34,984
Sept. 27	L	17-27	at St. Louis	44,246
Oct. 4	W	33-21	at Philadelphia	60,658
Oct. 11	W	31-10	Detroit	50,414
Oct. 19	L	20-34	at Oakland	54,471
Oct. 25	W	20-0	Cincinnati	50,415
Nov. 1	W	19-3	at Denver	50,705
Nov. 8	L	19-10	Minnesota	50,415
Nov. 15	L	33-35	at New York Giants	62,915
Nov. 22	L	21-45	Dallas	50,415
Nov. 29	L	24-27	New York Giants	50,415
Dec. 6	L	0-34	at Dallas	57,936
Dec. 13	W	24-6	Philadelphia	50,415
Dec. 20	W	28-27	St. Louis	50,415

	Redskins	Opponents
TOTAL FIRST DOWNS	249	266
Rushing	122	125
Passing	100	125
Penalty	27	16
TOTAL NET YARDS	4,129	4,333
Avg. Per Game	295.1	309.6
Total Plays	815	866
Avg. Per Play	5.1	5.0
NET YARDS RUSHING	2,021	2,068
Avg. Per Game	144.4	147.9
Total Rushes	444	468
NET YARDS PASSING	2,108	2,265
Avg. Per Game	150.6	161.8
Sacked/Yards Lost	29/249	24/169
Gross Yards	2,357	2,434
Attempts/Completions	342/203	374/205
Completion Pct.	59.4	54.8
Had Intercepted	10	15
PUNT/AVERAGE	61/40.9	56/39.3
PENALTIES/YARDS	65/613	67/930
FUMBLES/LOST	26/14	22/13
TOUCHDOWNS	34	37
Rushing	11	19
Passing	23	14
Returns	0	4

SCORE BY PERIODS	Q1	Q2	Q3	Q4	OT	PTS
REDSKINS	68	75	72	82	0	297
Opponents	51	89	83	91	0	314

SCORING	TD	Ru	Pa	Rt	PAT	FG	Pts
Knight	0	0	0	0	33/34	20/27	93
Smith	9	0	9	0	0/0	0/0	54
Taylor	8	0	8	0	0/0	0/0	48
Brown	7	5	2	0	0/0	0/0	42
Harraway	5	5	0	0	0/0	0/0	30
REDSKINS	34	11	23	0	33/34	20/27	297
Opponents	37	19	14	4	36/37	18/26	314

RUSHING	No.	Yards	Avg.	Lg	TD
Brown	237	1,125	4.8	75	5
Harraway	146	577	4.0	57	5
Dyer	21	102	4.9	12	0
REDSKINS	444	2,021	4.6	75	11
Opponents	468	2,068	4.5	40	19

PASSING	Att	Comp	Yards	Cmp%	Yards/Att	TD	TD%	Int	Int%	Long	Sack/Lost	Rating
Jurgensen	337	202	2,354	59.9	7.0	23	6.8	10	3.0	66	25/214	91.7
REDSKINS	342	203	2,357	59.4	6.9	23	6.7	10	2.9	66	29/249	90.5
Opponents	374	205	2,434	54.8	6.5	14	3.7	15	4.0	57	24/169	70.6

RECEIVING	No.	Yards	Avg.	Lg	TD
Smith	43	575	13.4	41	9
Taylor	42	593	14.1	41	8
Brown	37	341	9.2	66	2
REDSKINS	203	2,357	11.6	66	23
Opponents	205	2,434	11.9	57	14

INTERCEPTIONS	No.	Yards	Avg.	Lg	TD
Owens	4	86	21.5	32	0
Bass	4	37	9.3	22	0
R. Harris	3	67	22.3	25	0
REDSKINS	15	240	16.0	32	0
Opponents	10	181	18.1	41	1

PUNTING	No.	Yards	Avg.	Lg	Blk
Bragg	61	2,493	40.9	66	1
Opponents	56	2,199	39.3	68	1

PUNT RETURNS	Ret	Yards	Avg.	TD
R. Harris	14	10	0.7	0
REDSKINS	27	45	1.7	0
Opponents	35	259	7.4	0

KICKOFF RETURNS	No.	Yards	Avg.	TD
Vactor	28	700	25.0	0
REDSKINS	61	1,223	20.0	0
Opponents	49	1,181	24.1	1

FIELD GOALS	1-19	20-29	30-39	40-49	50+
Knight	6/6	5/5	5/7	4/9	0/0
Opponents	3/3	6/10	5/5	4/7	0/1

NOTABLE Record (Finish): 6-8 (4th NFC East)

National Honors: RB Larry Brown: PFWA All-Pro Team, All-NFC Team, Pro Bowl; C Len Hauss: Pro Bowl; LB Chris Hanburger: All-NFC Team.

Starters: Defense: WR Charley Taylor (14), LT Jim Snowden (14), LG Ray Schoenke (13), C Len Hauss (14), RG Vince Promuto (3), RT Walter Rock (13), TE Jerry Smith (14), WR Pat Richter (1), QB Sonny Jurgensen (14), RB Larry Brown (13), RB Charlie Harraway (13), RG/LG (5/1), RG Roy Schmidt (6), WR Walter Roberts (12), RT Steve Wright (1), WR/RB Henry Dyer (1/1)

Defense: LE/RE Leo Carroll (5/2), LT Floyd Peters (9), RT/RE Bill Brundige (13/1), RE Bruce Anderson (8), LLB Harold McLinton (13), MLB Marlin McKeever (12), RLB Chris Hanburger (14), LCB Pat Fischer (14), RCB Mike Bass (14), LS Brig Owens (14), RS Rickie Harris (12), RS Jon Jaqua (2), LLB Tom Roussel (1), MLB Rusty Tillman (2), LT Manny Sistrunk (3), RE/LT/RT Frank Bosch (3/2/1), LE John Hoffman (9)

YEARLY STATS

1971 (9-4-1) // COACH GEORGE ALLEN

Sept. 19	W	24-17	at St. Louis	46,805
Sept. 26	W	30-3	at New York Giants	62,785
Oct. 3	W	20-16	at Dallas	72,000
Oct. 10	W	22-13	Houston	53,041
Oct. 17	W	20-0	St. Louis	53,041
Oct. 24	L	20-27	at Kansas City	51,989
Oct. 31	W	24-14	New Orleans	53,041
Nov. 7	T	7-7	Philadelphia	53,041
Nov. 14	L	15-16	at Chicago	55,049
Nov. 21	L	0-13	Dallas	53,041
Nov. 28	W	20-13	at Philadelphia	65,358
Dec. 5	W	23-7	New York Giants	53,041
Dec. 13	W	38-24	at Los Angeles	80,402
Dec. 19	L	13-20	Cleveland	53,041
Playoffs				
Dec. 26	L	20-24	at San Francisco	45,327

	Redskins	Opponents
TOTAL FIRST DOWNS	212	214
Rushing	76	72
Passing	113	120
Penalty	23	22

TOTAL NET YARDS	4,029	3,523
Avg. Per Game	287.8	251.6
Total Plays	828	855
Avg. Per Play	4.9	4.1

NET YARDS RUSHING	1,756	1,396
Avg. Per Game	125.4	99.7
Total Rushes	477	408

NET YARDS PASSING	2,273	2,127
Avg. Per Game	162.4	151.9
Sacked/Yards Lost	17/118	36/321
Gross Yards	2,391	2,448

Attempts/Completions	334/182	411/191
Completion Pct.	54.5	46.5
Had Intercepted	15	29
PUNT/AVERAGE	59/40.5	76/41.4

PENALTIES/YARDS	60/796	92/715
FUMBLES/LOST	32/20	22/12

TOUCHDOWNS	27	20
Rushing	8	7
Passing	13	11
Returns	6	2

SCORE BY PERIODS	Q1	Q2	Q3	Q4	OT	PTS
REDSKINS	77	103	36	60	0	276
Opponents	26	42	39	83	0	190

SCORING	TD	Ru	Pa	Rt	PAT	FG	S	TP
Knight	0	0	0	0	27/27	29/49	0	114
Brown	6	4	2	0	0/0	0/0	0	36
Jefferson	4	0	4	0	0/0	0/0	0	24
Taylor	4	0	4	0	0/0	0/0	0	24
Harraway	2	2	0	0	0/0	0/0	0	12
REDSKINS	27	8	13	6	27/27	29/49	0	276
Opponents	20	7	11	2	19/20	17/33	0	190

RUSHING	No.	Yards	Avg.	Lg	TD
Brown	253	948	3.7	34	4
Harraway	156	635	4.1	57	2
Mason	31	85	2.7	11	0
REDSKINS	477	1,756	3.7	57	8
Opponents	408	1,396	3.4	40	7

PASSING	Att	Comp	Yards	Cmp%	Yards/Att	TD	TD%	Int	Int%	Long	Sack/Lost	Rating
Kilmer	306	166	2,221	54.2	7.3	13	4.3	13	4.3	71	16/110	74.0
Jurgensen	28	16	170	57.1	6.1	0	0.0	2	7.1	30	1/8	45.5
REDSKINS	334	182	2,391	54.4	7.2	13	3.8	15	4.4	71	17/118	71.6
Opponents	411	191	2,448	46.4	6.0	11	2.6	29	7.1	71	36/321	45.1

RECEIVING	No.	Yards	Avg.	Lg	TD
Jefferson	47	701	14.9	70	4
Dowler	26	352	13.5	30	0
Taylor	24	370	15.4	71	4
REDSKINS	182	2,391	13.1	71	13
Opponents	191	2,448	12.8	58	11

INTERCEPTIONS	No.	Yards	Avg.	Lg	TD
Bass	8	78	10.00	38	1
Petitbon	5	102	20.4	42	0
Pardee	5	58	11.6	20	1
REDSKINS	29	480	16.6	53	5
Opponents	15	284	18.9	82	1

PUNTING	No.	Yards	Avg.	Lg	Blk
Bragg	59	2,391	40.5	59	1
Opponents	76	3,147	41.4	59	0

PUNT RETURNS	Ret	Yards	Avg.	TD
Duncan	22	233	10.6	0
REDSKINS	44	416	9.5	0
Opponents	16	87	5.4	0

KICKOFF RETURNS	No.	Yards	Avg.	TD
Duncan	27	724	26.8	1
REDSKINS	43	913	21.2	1
Opponents	61	1,070	17.5	1

FIELD GOALS	1-19	20-29	30-39	40-49	50+
Knight	10/12	6/9	8/14	3/11	2/3
Opponents	5/5	6/7	3/9	3/9	0/3

NOTABLE Record (Finish): 9-4-1 (2nd NFC East)

National Honors: RB Larry Brown: All-NFC Team, Pro Bowl; C Len Hauss: Pro Bowl; WR Roy Jefferson: All-NFC Team, Pro Bowl; K Curt Knight: PFWA All-Pro Team, Pro Bowl; LB Jack Pardee: All-NFC Team; Coach George Allen: PGWA Coach of the Year

Starters: Offense: WR Charley Taylor [6], LT Jim Snowden [14], LG Ray Schoenke [14], C Len Hauss [14], RG John Wilbur [14], RT Walter Rock [14], TE Jerry Smith [7], WR Roy Jefferson [4], QB Billy Kilmer [13], RB Larry Brown [13], RB Charlie Harraway [14], QB Sonny Jurgensen [1], WR Boyd Dowler [7], WR Clifton McNeil [1], TE Mack Alston [7], RB Tommy Mason [1]

Defense: LE Ron McDole [14], LT Manny Sistrunk [14], RT Diron Talbert [14], RE Verlon Biggs [13], LLB Jack Pardee [14], MLB Myron Pottios [14], RLB Chris Hanburger [14], LCB Pat Fischer [14], RCB Mike Bass [14], LS Richie Petitbon [13], RS Brig Owens [14], RE Jimmie Jones [1], LS Jon Jaqua [1]

YEARLY STATS

1972 (11-3) // COACH GEORGE ALLEN

Sept. 18	W	24-21	at Minnesota	47,900
Sept. 24	W	24-10	St. Louis	53,039
Oct. 1	L	23-24	at New England	60,999
Oct. 8	W	14-0	Philadelphia	53,039
Oct. 15	W	33-3	at St. Louis	50,454
Oct. 22	W	24-20	Dallas	53,039
Oct. 29	W	23-16	at New York Giants	62,878
Nov. 5	W	35-17	at New York Jets	63,962
Nov. 12	W	27-13	New York Giants	53,039
Nov. 20	W	24-13	Atlanta	53,039
Nov. 26	W	21-16	Green Bay	53,039
Dec. 3	W	23-7	at Philadelphia	65,720
Dec. 9	L	24-34	at Dallas	65,136
Dec. 17	L	17-24	Buffalo	53,039
Playoffs				
Dec. 24	W	16-3	Green Bay	53,140
Dec. 31	W	26-3	Dallas	53,129
Jan. 14	L	7-14	Miami	90,182

		Redskins	Opponents
TOTAL FIRST DOWNS		237	233
Rushing		110	95
Passing		109	108
Penalty		21	20
TOTAL NET YARDS		4,275	3,695
Avg. Per Game		305	264
Total Plays		808	830
Avg. Per Play		5.3	4.5
NET YARDS RUSHING		2,082	1,733
Avg. Per Game		149	124
Total Rushes		513	427
NET YARDS PASSING		2,193	1,872
Avg. Per Game		157	134
Sacked/Yards Lost		11/88	35/268
Gross Yards		2,281	2,140
Attempts/Completions		284/159	368/186
Completion Pct.		55.9	50.5
Had Intercepted		15	17
PUNT/AVERAGE		59/38.5	69/40.7
PENALTIES/YARDS		79/721	64/668
FUMBLES/LOST		27/11	28/16
TOUCHDOWNS		42	23
Rushing		17	12
Passing		21	10
Returns		4	1

SCORE BY PERIODS	Q1	Q2	Q3	Q4	OT	PTS
REDSKINS	30	105	92	109	0	336
Opponents	58	56	43	61	0	218

SCORING	TD	Ru	Pa	Rt	PAT	FG	S	TP
Knight	0	0	0	0	40/42	14/30	0	82
Brown	12	8	4	0	0/0	0/0	0	72
Smith	7	0	7	0	0/0	0/0	0	42
Taylor	7	0	7	0	0/0	0/0	0	42
Harraway	6	6	0	0	0/0	0/0	0	36
REDSKINS	42	17	21	4	40/42	14/30	1	336
Opponents	23	12	10	1	23/23	19/34	0	218

RUSHING	No.	Yards	Avg.	Lg	TD
Brown	285	1,216	4.3	38	8
Harraway	148	567	3.8	24	6
Mul-Key	33	155	4.7	35	1
REDSKINS	513	2,082	4.1	38	17
Opponents	427	1,733	4.1	41	12

PASSING	Att	Comp	Yards	Cmp%	Yards/Att	TD	TD%	Int	Int%	Long	Sack/Lost	Rating
Kilmer	225	120	1,648	53.3	7.3	19	8.4	11	4.9	89	9/67	84.6
Jurgensen	59	39	633	66.1	10.7	2	3.4	4	6.8	36	2/21	84.9
REDSKINS	284	159	2,281	55.9	8.0	21	7.4	15	5.3	89	11/88	84.8
Opponents	368	186	2,140	50.5	5.8	10	2.7	17	4.6	40	35/268	58.2

RECEIVING	No.	Yards	Avg.	Lg	TD
Taylor	49	673	13.7	70	7
Jefferson	35	550	15.7	45	3
Brown	32	473	14.8	89	4
REDSKINS	159	2,281	14.3	89	21
Opponents	186	2,140	11.5	40	10

INTERCEPTIONS	No.	Yards	Avg.	Lg	TD
Hanburger	4	98	24.5	41	1
Fischer	4	61	15.3	35	0
Bass	3	53	17.7	29	0
REDSKINS	17	297	16.9	41	1
Opponents	15	160	10.7	49	1

PUNTING	No.	Yards	Avg.	Lg	Blk
Bragg	59	2,273	38.5	62	0
Opponents	69	2,802	40.7	58	3

PUNT RETURNS	Ret	FC	Yards	Avg.	Lg	TD
Vactor	17	14	88	5.2	28	0
REDSKINS	34	22	159	4.7	28	0
Opponents	20	28	39	2.0	13	0

KICKOFF RETURNS	No.	Yards	Avg.	Lg	TD
Duncan	15	364	24.3	41	0
REDSKINS	48	1,133	23.6	44	0
Opponents	53	1,191	22.5	77	0

FIELD GOALS	1-19	20-29	30-39	40-49	50+
Knight	4/4	0/3	6/11	4/8	0/4
Opponents	6/6	4/7	4/9	4/9	1/3

NOTABLE Record (Finish): 11-3 (1st NFC East; NFC Champions)

National Honors: RB Larry Brown: PFWA All-Pro Team, NEA All-Pro Team, All-NFC Team, Pro Bowl; PR Speedy Duncan: Pro Bowl; LB Chris Hanburger: PFWA All-Pro Team, NEA All-Pro Team, All-NFC Team, Pro Bowl; C Len Hauss: PFWA All-Pro Second Team, NEA All-Pro Team, Pro Bowl; QB Billy Kilmer: All-NFC Team, Pro Bowl; WR Charley Taylor: Pro Bowl; DE Verlon Biggs: PFWA All-Pro Second Team; CB Pat Fischer: NEA All-Pro Second Team

Starters: Offense: WR Charley Taylor (14), LT Terry Hermeling (14), LG Paul Laaveg (14), C Len Hauss (14), RG John Wilbur (14), RT Walter Rock (14), TE Jerry Smith (14), WR Roy Jefferson (14), QB Billy Kilmer (10), RB Larry Brown (12), RB Charlie Harraway (14), QB Sonny Jurgensen (4), RB Bob Brunet (1), RB Herb Mul-Key (1)

Defense: LE Ron McDole (14), LT Manny Sistrunk (4), RT Diron Talbert (14), RE Verlon Biggs (14), LLB Jack Pardee (13), MLB/LLB Harold McLinton (7/1), RLB Chris Hanburger (14), LCB Pat Fischer (14), RCB Mike Bass (14), LS Richie Petitbon (3), RS Roosevelt Taylor (14), RT Bill Brundige (10), MLB Myron Pottios (7), LS Brig Owens (11)

YEARLY STATS

1973 (10-4) // COACH GEORGE ALLEN

Sept. 16	W	38-0	San Diego	53,589
Sept. 23	L	27-34	at St. Louis	50,316
Sept. 30	W	28-7	at Philadelphia	64,147
Oct. 8	W	14-7	Dallas	54,314
Oct. 14	W	21-3	at New York Giants	70,168
Oct. 21	W	31-13	St. Louis	54,381
Oct. 28	L	3-19	at New Orleans	66,315
Nov. 5	L	16-21	at Pittsburgh	49,220
Nov. 11	W	33-9	San Francisco	54,381
Nov. 18	W	22-14	Baltimore	52,675
Nov. 22	W	20-0	at Detroit	46,807
Dec. 2	W	27-24	New York Giants	53,590
Dec. 9	L	7-27	at Dallas	62,185
Dec. 16	W	38-20	Philadelphia	49,484
Dec. 22	L	20-27	Playoffs at Minnesota	45,475

	Redskins	Opponents
TOTAL FIRST DOWNS	232	233
Rushing	76	89
Passing	131	119
Penalty	25	25
TOTAL NET YARDS	3,797	3,774
Avg. Per Game	271.2	269.6
Total Plays	862	937
Avg. Per Play	4.4	4.0
NET YARDS RUSHING	1,439	1,603
Avg. Per Game	102.4	114.5
Total Rushes	459	480
NET YARDS PASSING	2,358	2,171
Avg. Per Game	168.8	155.0
Sacked/Yards Lost	31/202	53/360
Gross Yards	2,560	2,531
Attempts/Completions	373/209	404/203
Completion Pct.	56.2	50.2
Had Intercepted	14	26
PUNT/AVERAGE	64/40.3	81/38.4
PENALTIES/YARDS	81/771	86/708
FUMBLES/LOST	32/18	35/18
TOUCHDOWNS	37	21
Rushing	9	8
Passing	20	12
Returns	8	1

SCORE BY PERIODS	Q1	Q2	Q3	Q4	OT	PTS
REDSKINS	72	70	57	126	0	325
Opponents	44	62	45	47	0	198

SCORING	TD	Ru	Pa	Rt	PAT	FG	S	TP
Knight	0	0	0	0	37/37	22/42	0	103
Brown	14	8	6	0	0/0	0/0	0	84
C. Taylor	7	0	7	0	0/0	0/0	0	42
Harraway	4	1	3	0	0/0	0/0	0	24
REDSKINS	37	9	20	8	37/37	22/42	0	325
Opponentss	21	8	12	1	21/21	17/28	0	198

RUSHING	No.	Yards	Avg.	Lg	TD
Brown	273	860	3.2	27	8
Harraway	128	452	3.5	16	1
Thomas	32	95	3.0	13	0
REDSKINS	459	1,439	3.1	27	9
Opponents	480	1,603	3.3	35	8

PASSING	Att	Comp	Yards	Cmp%	Yards/Att	TD	TD%	Int	Int%	Long	Sack/Lost	Rating
Kilmer	228	122	1,656	53.7	7.3	14	6.2	9	4.0	64t	15/88	81.3
Jurgensen	145	87	904	60.0	6.2	6	4.1	5	3.4	36	16/114	77.6
REDSKINS	373	209	2,560	56.2	6.9	20	5.4	14	3.8	64t	31/202	75.5
Opponents	404	203	2,531	50.2	6.3	12	2.9	26	6.4	73	53/360	53.1

RECEIVING	No.	Yards	Avg.	Lg	TD
C. Taylor	59	801	13.6	53	7
Jefferson	41	595	14.5	36	1
Brown	40	482	12.0	64	6
REDSKINS	209	2,560	12.2	64	20
Opponents	203	2,531	12.5	73	12

INTERCEPTIONS	No.	Yards	Avg.	Lg	TD
Houston	6	32	5.3	22	0
Bass	5	161	32.2	68	1
Owens	5	123	24.6	27	1
REDSKINS	26	598	23.0	68	4
Opponents	14	173	12.4	64	0

PUNTING	No.	Yards	Avg.	Lg	Blk
Bragg	64	2,581	40.3	61	0
Opponents	81	3,112	38.4	62	4

PUNT RETURNS	Ret	FC	Yards	Avg.	Lg	TD
Duncan	28	11	218	7.8	22	0
REDSKINS	40	17	321	8.0	27	0
Opponents	14	30	104	7.4	37	0

KICKOFF RETURNS	No.	Yards	Avg.	Lg	TD
Mul-Key	36	1,011	28.1	97	1
REDSKINS	43	1,118	26.0	97	1
Opponents	61	1,237	20.3	97	1

FIELD GOALS	1-19	20-29	30-39	40-49	50+
Knight	8/8	5/7	6/13	3/9	0/5
Opponents	3/3	6/8	6/11	2/5	0/1

NOTABLE Record (Finish): 10-4 (2nd NFC East)

National Honors: LB Chris Hanburger: NEA All-Pro Team, PFWA All-Pro Second Team, All-NFC Team, Pro Bowl; FS Ken Houston: NEA All-Pro Second Team, PFWA All-Pro Second Team, All-NFC Team, Pro Bowl; KR Herb Mul-Key: Pro Bowl; WR Charley Taylor: Pro Bowl; C Len Hauss: PFWA All-Pro Second Team

Starters: Offense: WR Charley Taylor (14), LT Terry Hermeling (13), LG Paul Laaveg (14), C Len Hauss (14), RG John Wilbur (14), RT Walter Rock (6), TE Alvin Reed (5), WR Roy Jefferson (14), QB Billy Kilmer (10), RB Larry Brown (14), RB Charlie Harraway (14), LT Ray Schoenke (1), RT George Starke (8), TE Jerry Smith (9), QB Sonny Jurgensen (4)

Defense: LE Ron McDole (14), LT Manny Sistrunk (2), RT Diron Talbert (14), RE Verlon Biggs (14), LLB Dave Robinson (14), MLB Harold McLinton (8), RLB Chris Hanburger (14), LCB Pat Fischer (14), RCB Mike Bass (14), LS Ken Houston (14), RS Brig Owens (14), LT Bill Brundidge (12), MLB Myron Pottios (6)

YEARLY STATS

1974 (10-4) // COACH GEORGE ALLEN

Sept. 15	W	13-10	at New York Giants	51,764
Sept. 22	L	10-17	St. Louis	53,888
Sept. 30	W	30-3	Denver	54,395
Oct. 6	L	17-28	at Cincinnati	56,175
Oct. 13	W	20-17	Miami	54,395
Oct. 20	W	24-3	New York Giants	53,363
Oct. 27	L	20-23	at St. Louis	50,767
Nov. 3	W	17-6	at Green Bay	56,267
Nov. 10	W	27-20	at Philadelphia	65,947
Nov. 17	W	28-21	Dallas	54,395
Nov. 24	W	26-7	Philadelphia	54,395
Nov. 28	L	23-24	at Dallas	63,244
Dec. 9	W	23-17	at Los Angeles	87,313
Dec. 15	W	42-0	Chicago	52,085
Playoffs				
Dec. 22	L	10-19	at Los Angeles	80,118

	Redskins	Opponents
TOTAL FIRST DOWNS	249	210
Rushing	77	79
Passing	156	114
Penalty	16	17
TOTAL NET YARDS	4,255	3,275
Avg. Per Game	303.9	234.0
Total Plays	908	843
Avg. Per Play	4.7	3.9
NET YARDS RUSHING	1,440	1,439
Avg. Per Game	102.3	102.8
Total Rushes	471	412
NET YARDS PASSING	2,809	1,839
Avg. Per Game	200.6	131.4
Sacked/Yards Lost	25/176	31/250
Gross Yards	2,978	2,102
Attempts/Completions	413/254	400/197
Completion Pct.	61.5	49.3
Had Intercepted	11	25
PUNT/AVERAGE	73/38.1	81/38.5
PENALTIES/YARDS	78/661	69/529
FUMBLES/LOST	17/9	28/15
TOUCHDOWNS	38	24
Rushing	11	7
Passing	22	13
Returns	5	4

SCORE BY PERIODS	Q1	Q2	Q3	Q4	OT	PTS
REDSKINS	37	120	61	102	0	320
Opponents	49	41	71	35	0	196

SCORING	TD	Ru	Pa	Rt	PAT	FG	S	TP
Moseley	0	0	0	0	27/30	18/30	0	81
Brown	7	3	4	0	0/0	0/0	0	42
Thomas	6	5	1	0	0/0	0/0	0	36
Taylor	5	0	5	0	0/0	0/0	0	30
Jefferson	4	0	4	0	0/0	0/0	0	24
REDSKINS	38	11	22	5	35/38	19/31	0	320
Opponents	24	7	13	4	22/24	10/14	0	196

RUSHING	No.	Yards	Avg.	Lg	TD
Brown	163	430	3.2	16	3
Denson	103	391	3.8	23	0
Thomas	95	347	3.7	66	5
REDSKINS	471	1,440	3.1	66	11
Opponents	412	1,439	3.5	75	7

PASSING	Att	Comp	Yards	Cmp%	Yards/Att	TD	TD%	Int	Int%	Long	Sack/Lost	Rating
Jurgensen	167	107	1,185	64.1	7.1	11	6.6	5	3	44	10/69	94.6
Kilmer	234	137	1,632	58.5	7	10	4.3	6	2.6	51	13/96	83.4
Theismann	11	9	145	81.8	13.2	1	9.1	0	0	69	2/11	149.1
REDSKINS	413	254	2,978	61.5	7.2	22	5.3	11	2.6	69	25/176	86.4
Opponents	399	197	2,102	49.3	5.3	13	3.2	24	6	52	31/256	51.0

RECEIVING	No.	Yards	Avg.	Lg	TD
Taylor	54	738	13.7	51	5
J. Smith	44	554	12.6	30	3
Jefferson	43	654	15.2	43	4
REDSKINS	254	2,978	11.7	69	22
Opponents	197	2,102	10.7	52	13

INTERCEPTIONS	No.	Yards	Avg.	Lg	TD
Stone	5	95	19.0	31	0
Hanburger	4	6	1.5	5	0
Owens	4	59	14.8	24	0
REDSKINS	25	328	13.1	37	2
Opponents	11	79	7.2	53	1

PUNTING	No.	Yards	Avg.	Lg	Blk
Bragg	73	2,780	38.1	51	1
Opponents	81	3,119	38.5	64	2

PUNT RETURNS	Ret	FC	Yards	Avg.	Lg	TD
Theismann	15	3	157	10.5	44	0
REDSKINS	45	6	453	10.1	58	1
Opponents	51	3	458	9.0	50	1

KICKOFF RETURNS	No.	Yards	Avg.	Lg	TD
L. Jones	23	672	29.2	102	1
REDSKINS	45	1,166	25.9	102	1
Opponents	64	1,379	21.5	52	0

FIELD GOALS	1-19	20-29	30-39	40-49	50+
Moseley	1/1	2/5	9/13	6/10	0/1
Opponents	0/0	2/2	5/8	3/4	0/0

NOTABLE Record (Finish): 10-4 (2nd NFC East)

National Honors: LB Chris Hanburger: NEA All-Pro Second Team, All-NFC Team, Pro Bowl; SS Ken Houston: NEA All-Pro Second Team, All-NFC Team, Pro Bowl; DT Diron Talbert: Pro Bowl; WR Charley Taylor: All-NFC Team, Pro Bowl

Starters: Offense: WR Charley Taylor (14), LT Ray Schoenke (13), LG Paul Laaveg (14), C Len Hauss (14), RG Walt Sweeney (14), RT George Starke (14), TE Jerry Smith (14), WR Roy Jefferson (13), QB Billy Kilmer (10), RB Larry Brown (11), RB Larry Smith (8), QB Sonny Jurgensen (4), LT Jim Tyrer (1), WR Frank Grant (1), RB Duane Thomas (3), RB Moses Denson (8)

Defense: LE Ron McDole (13), LT Manuel Sistrum (1), RT Diron Talbert (14), RE Verlon Biggs (14), LLB Dave Robinson (14), MLB Harold McLinton (13), RLB Chris Hanburger (14), LCB Pat Fischer (14), RCB Mike Bass (14), LS Ken Houston (14), RS Brig Owens (14), LT Bill Brundige (13), LE Deacon Jones (1), MLB Russ Tillman (1)

YEARLY STATS

1975 (8-6) // COACH GEORGE ALLEN

Sept. 21	W	41-3	New Orleans	53,824
Sept. 28	W	49-13	New York Giants	54,953
Oct. 5	L	10-26	at Philadelphia	66,090
Oct. 13	W	27-17	St. Louis	54,693
Oct. 19	L	10-13	at Houston	49,566
Oct. 26	W	23-7	at Cleveland	56,702
Nov. 2	W	30-24 (OT)	Dallas	55,004
Nov. 9	W	21-13	at New York Giants	57,242
Nov. 16	L	17-20 (OT)	at St. Louis	49,919
Nov. 23	L	23-26 (OT)	Oakland	53,582
Nov. 30	W	31-30	Minnesota	54,488
Dec. 7	W	30-27	at Atlanta	52,809
Dec. 13	L	10-31	at Dallas	61,091
Dec. 21	L	3-26	Philadelphia	49,385

TOTAL FIRST DOWNS	Redskins	Opponents
Rushing	272	255
Passing	97	105
Penalty	150	128
TOTAL NET YARDS	4,669	4,465
Avg. Per Game	333.5	318.9
Total Plays	919	951
Avg. Per Play	5.1	4.7
NET YARDS RUSHING	1,752	2,033
Avg. Per Game	125.1	145.2
Total Rushes	444	525
NET YARDS PASSING	2,917	2,432
Avg. Per Game	208.4	173.7
Sacked/Yards Lost	27/175	36/274
Gross Yards	3,092	2,706
Attempts/Completions	448/229	390/217
Completion Pct.	51.1	55.6
Had Intercepted	29	18
PUNT/AVERAGE	72/40.6	87/38.9
PENALTIES/YARDS	78/723	89/772
FUMBLES/LOST	28/17	27/19
TOUCHDOWNS	40	33
Rushing	9	11
Passing	28	17
Returns	3	5

SCORE BY PERIODS	Q1	Q2	Q3	Q4	OT	PTS
REDSKINS	49	109	44	117	6	325
Opponents	29	88	63	90	6	276

SCORING	TD	Ru	Pa	Rt	PAT	FG	S	TP
Moseley	0	0	0	0	37/39	16/25	0	85
Grant	8	0	8	0	0/0	0/0	0	48
M. Thomas	7	4	3	0	0/0	0/0	0	42
Taylor	6	0	6	0	0/0	0/0	0	36
L. Brown	5	3	2	0	0/0	0/0	0	30
REDSKINS	40	9	28	3	37/39	16/25	0	325
Opponents	33	11	17	5	27/33	17/30	0	276

RUSHING	No.	Yards	Avg.	Lg	TD
M. Thomas	235	919	3.9	34	4
L. Brown	97	352	3.6	43	3
Denson	56	195	3.5	14	0
REDSKINS	444	1,752	3.9	43	9
Opponents	525	2,033	3.9	53	11

PASSING	Att	Comp	Yards	Cmp%	Yards/Att	TD	TD%	Int	Int%	Long	Sack/Lost	Rating
Kilmer	346	178	2,440	51.4	7.1	23	6.6	16	4.6	96	23/138	77.1
Johnson	79	41	556	51.9	7.0	4	5.1	10	12.7	36	2/19	52.1
Theismann	22	10	96	45.5	4.4	1	4.5	3	13.6	30	2/18	33.6
REDSKINS	448	229	3,092	51.1	6.9	28	6.3	29	6.5	96	27/175	67.3
Opponents	390	217	2,706	55.6	6.9	17	4.4	18	4.6	68	36/274	72.7

RECEIVING	No.	Yards	Avg.	Lg	TD
Taylor	53	744	14	64	6
Grant	41	776	18.9	96t	8
M. Thomas	40	483	12	33	3
REDSKINS	229	3,092	13.5	96t	28
Opponents	217	2,706	12.5	62t	17

INTERCEPTIONS	No.	Yards	Avg.	Lg	TD
Bass	4	85	21.3	49	0
Houston	4	33	8.3	19	0
Hanburger	3	81	27	37	0
REDSKINS	18	335	18.6	57	0
Opponents	29	469	16.2	89	4

PUNTING	No.	Yards	Avg.	Lg	Blk
Bragg	72	2,924	40.6	63	0
Opponents	87	3,384	38.9	60	1

PUNT RETURNS	Ret	FC	Yards	Avg.	Lg	TD
Jones	53	5	407	7.7	52	1
REDSKINS	61	9	464	7.6	52	1
Opponents	38	13	240	6.3	19	0

KICKOFF RETURNS	No.	Yards	Avg.	Lg	TD
Jones	47	1,086	23.1	44	0
REDSKINS	58	1,296	22.3	50	0
Opponents	64	1,357	21.2	93	1

FIELD GOALS	1-19	20-29	30-39	40-49	50+
Moseley	0/0	1/3	9/10	6/9	0/3
Opponents	1/1	9/12	3/8	4/9	0/0

NOTABLE Record (Finish): 8-6 [3rd NFC East]

National Honors: SS Ken Houston: PFWA All-Pro Team, NEA All-Pro Team, All-NFC Team, Pro Bowl; LB Chris Hanburger: PFWA All-Pro Second Team, NEA All-Pro Second Team, All-NFC Team, Pro Bowl; WR Charley Taylor: All-NFC Team, Pro Bowl; RB Mike Thomas: PFWA All-Rookie Team

Starters: Offense: WR Charley Taylor [14], LT Tim Stokes [5], LG Paul Laaveg [8], C Len Hauss [14], RG/LG Ray Schoenke [1/8], RT George Starke [14], TE Jerry Smith [14], WR Roy Jefferson [5], QB Billy Kilmer [13], RB Moses Denson [9], RB Larry Brown [8], LT Terry Hermeling [9], RG Walter Sweeney [13], WR Frank Grant [9], QB Randy Johnson [1], RB Mike Thomas [9]

Defense: LE Ron McDole [14], LT Bill Brundige [13], RT Diron Talbert [13], RE Dennis Johnson [14], LLB Brad Dusek [14], MLB Harold McLinton [14], RLB Chris Hanburger [14], LCB Pat Fischer [11], RCB Mike Bass [14], LS Ken Houston [14], RS/LCB Bryant Salter [11/2], LCB Spencer Thomas [1], RT Dave Butz [1], LT Manny Sistrunk [1], RS Brig Owens [3]

YEARLY STATS

1976 (10-4) // COACH GEORGE ALLEN

Sept. 12	W	19-17	New York Giants	54,245
Sept. 19	W	31-7	Seattle	53,174
Sept. 27	W	20-17 (OT)	at Philadelphia	60,131
Oct. 3	L	7-33	at Chicago	52,105
Oct. 10	L	30-33	Kansas City	53,060
Oct. 17	W	20-7	Detroit	45,908
Oct. 25	W	20-10	St. Louis	48,325
Oct. 31	L	7-20	Dallas	55,004
Nov. 7	W	24-21	at San Francisco	56,134
Nov. 14	L	9-12	at New York Giants	72,975
Nov. 21	W	16-10	at St. Louis	49,833
Nov. 28	W	24-0	Philadelphia	54,292
Dec. 5	W	37-16	at New York Jets	46,638
Dec. 12	W	27-14	at Dallas	59,916
Playoffs				
Dec. 18	L	20-35	at Minnesota	47,221

	Redskins	Opponents
TOTAL FIRST DOWNS	255	215
Rushing	114	109
Passing	122	91
Penalty	19	15
TOTAL NET YARDS	4,096	4,070
Avg. Per Game	292.6	290.7
Total Plays	956	952
Avg. Per Play	4.3	4.3
NET YARDS RUSHING	2,111	2,205
Avg. Per Game	150.8	157.5
Total Rushes	548	555
NET YARDS PASSING	1,985	1,917
Avg. Per Game	141.8	136.9
Sacked/Yards Lost	38/303	44/324
Gross Yards	2,288	2,241
Attempts/Completions	370/187	355/146
Completion Pct.	50.5	41.1
Had Intercepted	20	26
PUNT/AVERAGE	90/38.9	93/38.9
NET PUNTING AVG.	90/32.9	93/30.0
PENALTIES/YARDS	90/868	95/818
FUMBLES/LOST	36/23	38/22
TOUCHDOWNS	32	23
Rushing	10	12
Passing	20	11
Returns	2	0

SCORE BY PERIODS	Q1	Q2	Q3	Q4	OT	PTS
REDSKINS	46	74	73	95	3	291
Opponents	39	68	40	70	0	217

SCORING	TD	Ru	Pa	Rt	PAT	FG	S	TP
Moseley	0	0	0	0	31/32	22/34	0	97
Thomas	9	5	4	0	0/0	0/0	0	54
Fugett	6	0	6	0	0/0	0/0	0	36
Grant	5	0	5	0	0/0	0/0	0	30
Riggins	4	3	1	0	0/0	0/0	0	24
REDSKINS	32	10	20	2	31/32	22/34	1	291
Opponents	23	12	11	0	22/23	19/30	0	217

RUSHING	No.	Yards	Avg.	Lg	TD
Thomas	254	1,101	4.3	28	5
Riggins	162	572	3.5	15	3
Hill	79	301	3.8	15	1
REDSKINS	548	2,111	3.9	28	10
Opponents	555	2,205	4.0	80t	12

PASSING	Att	Comp	Yards	Cmp%	Yards/Att	TD	TD%	Int	Int%	Long	Sack/Lost	Rating
Kilmer	206	108	1,252	52.4	6.1	12	5.8	10	4.9	53	15/125	70.0
Theismann	163	79	1,036	48.5	6.4	8	4.9	10	6.1	44	22/172	59.9
REDSKINS	370	187	2,288	50.5	6.2	20	5.4	20	5.4	53	38/303	65.4
Opponents	355	146	2,241	41.1	6.3	11	3.1	26	7.3	85	44/324	42.5

RECEIVING	No.	Yards	Avg.	Lg	TD
Grant	50	818	16.4	53t	5
Thomas	28	290	10.4	34	4
Jefferson	27	364	13.5	27	2
REDSKINS	187	2,288	12.3	53t	20
Opponents	146	2,241	15.3	85t	11

INTERCEPTIONS	No.	Yards	Avg.	Lg	TD
Lavender	8	77	9.6	28	0
Fischer	5	38	7.6	32	0
Houston	4	25	6.3	12	0
REDSKINS	26	190	7.3	32	0
Opponents	20	149	7.5	31	0

PUNTING	No.	Yards	Avg.	Net	TB	In	Lg	Blk
Bragg	90	3,503	38.9	32.9	11	15	56	0
Opponents	93	3,621	38.9	30.0	7	18	61	0

PUNT RETURNS	Ret	FC	Yards	Avg.	Lg	TD
E. Brown	48	8	646	13.5	71t	1
REDSKINS	52	9	688	13.2	71t	1
Opponents	44	12	323	7.3	29	0

KICKOFF RETURNS	No.	Yards	Avg.	Lg	TD
E. Brown	30	738	24.6	67	0
REDSKINS	50	1,066	21.3	67	0
Opponents	63	1,018	16.2	48	0

FIELD GOALS	1-19	20-29	30-39	40-49	50+
Moseley	1/1	7/8	8/11	6/13	0/1
Opponents	0/0	4/5	9/13	4/9	2/3

NOTABLE Record (Finish): 10-4 (2nd NFC East)

National Honors: PR Eddie Brown: AP All-Pro Second Team, Pro Bowl; LB Chris Hanburger: NEA All-Pro Team, All-NFL Team, UPI All-NFC Team, Pro Bowl; SS Ken Houston: PFWA All-Pro Team, NEA All-Pro Team, All-NFL Team, UPI All-NFC Team, Pro Bowl; RB Mike Thomas: Pro Bowl

Starters: Offense: WR Frank Grant (14), LT Tim Stokes (14), LG Ron Saut (11), C Len Hauss (14), RG Terry Hermeling (12), RT George Starke (14), TE Jean Fugett (12), WR Roy Jefferson (14), QB Billy Kilmer (9), RB John Riggins (14), RB Mike Thomas (12), QB Joe Theismann (5), LG/RG Dan Nugent (3/2), TE Jerry Smith (2)

Defense: LE Ron McDole (14), LT/RE Bill Brundige (4/2), RT Diron Talbert (14), RE Dennis Johnson (12), LLB Brad Dusek (14), MLB Harold McClinton (14), RLB Chris Hanburger (14), LCB Pat Fischer (14), RCB Joe Lavender (14), LS Ken Houston (14), RS Jake Scott (12), RT Dave Butz (10), RS Brig Owens (2)

YEARLY STATS

1977 (9-5) // COACH GEORGE ALLEN

Sept. 18	L	17-20	at New York Giants	76,086
Sept. 25	W	10-6	Atlanta	55,031
Oct. 2	W	24-14	St. Louis	55,031
Oct. 9	W	10-0	at Tampa Bay	58,571
Oct. 16	L	16-34	at Dallas	62,115
Oct. 23	L	6-17	New York Giants	53,903
Oct. 30	W	23-17	Philadelphia	55,031
Nov. 7	L	3-10	at Baltimore	57,740
Nov. 13	W	17-14	at Philadelphia	60,702
Nov. 21	W	10-9	Green Bay	51,498
Nov. 27	L	7-14	Dallas	55,031
Dec. 4	W	10-0	at Buffalo	22,975
Dec. 10	W	26-20	at St. Louis	36,067
Dec. 17	W	17-14	Los Angeles Rams	54,208

	Redskins	Opponents
TOTAL FIRST DOWNS	227	234
Rushing	79	112
Passing	124	102
Penalty	24	20
POSSESSION AVG.	29:52	30:08
TOTAL NET YARDS	3,615	4,110
Avg. Per Game	258.2	293.6
Total Plays	937	961
Avg. Per Play	3.9	4.3
NET YARDS RUSHING	1,752	2,039
Avg. Per Game	125.1	145.6
Total Rushes	502	537
NET YARDS PASSING	1,863	2,071
Avg. Per Game	133.1	147.9
Sacked/Yards Lost	52/421	45/359
Gross Yards	2,284	2,430
Attempts/Completions	383/183	380/167
Completion Pct.	47.8	43.9
Had Intercepted	16	21
PUNT/AVERAGE	91/38.5	94/37.0
NET PUNTING AVG.	91/35.3	94/31.1
PENALTIES/YARDS	94/802	100/857
FUMBLES/LOST	26/14	27/12
TOUCHDOWNS	19	21
Rushing	4	8
Passing	15	12
Returns	0	1

SCORE BY PERIODS	Q1	Q2	Q3	Q4	OT	PTS
REDSKINS	64	42	33	57	0	196
Opponents	17	37	32	103	0	189

SCORING	TD	Ru	Pa	Rt	PAT	FG	S	TP
Moseley	0	0	0	0	19/19	21/37	0	82
Thomas	5	3	2	0	0/0	0/0	0	30
Fugett	5	0	5	0	0/0	0/0	0	30
Grant	3	0	3	0	0/0	0/0	0	18
Riggins	2	0	0	0	0/0	0/0	0	12
REDSKINS	19	4	15	0	19/19	21/37	0	196
Opponents	21	8	12	1	21/21	14/29	0	189

RUSHING	No.	Yards	Avg.	Lg	TD
Thomas	228	806	3.5	31	3
Harmon	94	310	3.3	21	0
Hill	69	257	3.7	34	0
REDSKINS	502	1,752	3.5	34	4
Opponents	537	2,039	3.8	44	8

PASSING	Att	Comp	Yards	Cmp%	Yards/Att	TD	TD%	Int	Int%	Long	Sack/Lost	Rating
Kilmer	201	99	1,187	49.3	5.9	8	4.0	7	3.5	59	22/189	66.5
Theismann	182	84	1,097	46.2	6.0	7	3.9	9	4.9	52	30/241	57.9
REDSKINS	383	183	2,284	47.8	5.9	15	3.9	16	4.2	59	52/421	62.3
Opponents	380	167	2,430	43.9	6.4	12	3.2	21	5.5	82	45/359	52.9

RECEIVING	No.	Yards	Avg.	Lg	TD
Fugett	36	631	17.5	52	5
Grant	34	480	14.1	59	3
Thomas	28	245	8.8	25	2
REDSKINS	183	2,284	12.5	59	15
Opponents	167	2,430	14.6	82	12

INTERCEPTIONS	No.	Yards	Avg.	Lg	TD
Houston	5	69	13.8	31	0
Lavender	4	36	9.0	31	0
Williams	4	25	6.3	25	0
REDSKINS	21	189	9.0	31	0
Opponents	16	296	18.5	45	1

PUNTING	No.	Yards	Avg.	Net	TB	In	Lg	Blk
Bragg	91	3,502	38.5	35.3	3	29	56	0
Opponents	94	3,476	37.0	31.1	5	12	75	0

PUNT RETURNS	Ret	FC	Yards	Avg.	Lg	TD
Brown	57	8	452	7.9	43	0
Opponents	50	7	228	4.6	50	0

KICKOFF RETURNS	No.	Yards	Avg.	Lg	TD
Brown	34	852	25.1	46	0
REDSKINS	47	1,087	23.1	46	0
Opponents	54	1,033	19.1	46	0

FIELD GOALS	1-19	20-29	30-39	40-49	50+
Moseley	1/1	3/3	4/5	9/22	4/6
Opponents	0/0	6/7	2/8	5/11	1/3

NOTABLE Record (Finish): 9-5 (2nd NFC East)

National Honors: TE Jean Fugett: UPI All-NFC Team, Pro Bowl; SS Ken Houston: NEA First Team All-Pro, All-NFL Team, UPI All-NFC Team, Pro Bowl; PR Eddie Brown: Pro Bowl

Starters: Offense: WR Charley Taylor (7), LT Tim Stokes (14), LG Ron Saul (14), C Len Hauss (14), RG Terry Hermeling (12), RT George Starke (14), TE Jean Fugett (14), WR Frank Grant (14), QB Billy Kilmer (8), RB Mike Thomas (13), RB John Riggins (5), WR Danny Buggs (7), RG Dan Nugent (2), QB Joe Theismann (6), RB Calvin Hill (1), RB Clarence Harmon (9)

Defense: LE Ron McDole (14), LT Dave Butz (8), RT Diron Talbert (14), RE Dennis Johnson (11), LLB Brad Dusek (14), MLB Harold McLinton (14), RLB Mike Curtis (10), LCB Gerard Williams (11), RCB Joe Lavender (14), SS Ken Houston (14), FS Jake Scott (14), LT Bill Brundige (6), RE Karl Lorch (3), RLB Chris Hanburger (4), LCB Pat Fischer (3)

YEARLY STATS

1978 (8-8) // COACH JACK PARDEE

Sept. 3	W	16-14	at New England	55,037
Sept. 10	W	35-30	Philadelphia	54,380
Sept. 17	W	28-10	at St. Louis	49,282
Sept. 24	W	23-3	New York Jets	54,729
Oct. 2	W	9-5	Dallas	55,031
Oct. 8	W	21-19	at Detroit	60,555
Oct. 15	L	10-17	at Philadelphia	65,722
Oct. 22	L	6-17	at New York Giants	76,192
Oct. 29	W	38-20	San Francisco	53,706
Nov. 6	L	17-21	at Baltimore	57,831
Nov. 12	W	16-13 (OT)	New York Giants	53,271
Nov. 19	L	17-27	St. Louis	52,460
Nov. 23	L	10-37	at Dallas	64,905
Dec. 3	L	0-16	Miami	52,860
Dec. 10	L	17-20	at Atlanta	54,178
Dec. 16	L	10-14	Chicago	49,774

	Redskins	Opponents
TOTAL FIRST DOWNS	261	283
Rushing	99	131
Passing	134	133
Penalty	28	19
TOTAL NET YARDS	4,648	4,914
Avg. Per Game	290.5	307.1
Total Plays	1,025	1,069
Avg. Per Play	4.5	4.6
NET YARDS RUSHING	2,083	2,536
Avg. Per Game	130.2	158.5
Total Rushes	536	625
NET YARDS PASSING	2,565	2,378
Avg. Per Game	160.3	148.6
Sacked/Yards Lost	46/413	35/323
Gross Yards	2,978	2,701
Attempts/Completions	443/212	409/197
Completion Pct.	47.9	48.2
Had Intercepted	21	22
PUNT/AVERAGE	103/39.4	104/37.3
NET PUNTING AVG.	33.9	30.8
PENALTIES/YARDS	117/999	85/796
FUMBLES/LOST	31/16	20/10
TOUCHDOWNS	31	30
Rushing	10	15
Passing	17	11
Returns	4	4

SCORE BY PERIODS	Q1	Q2	Q3	Q4	OT	PTS
REDSKINS	23	107	71	69	3	273
Opponents	81	61	66	75	0	283

SCORING	TD	Ru	Pa	Rt	PAT	FG	S	TP
Moseley	0	0	0	0	30/31	19/30	0	87
Fugett	7	0	7	0	0/0	0/0	0	42
Riggins	5	5	0	0	0/0	0/0	0	30
Thomas	5	3	2	0	0/0	0/0	0	30
McDaniel	4	0	4	0	0/0	0/0	0	24
REDSKINS	31	10	17	4	30/31	19/30	0	273
Opponents	30	15	11	4	29/30	24/34	1	283

RUSHING	No.	Yards	Avg.	Lg	TD
Riggins	248	1,014	4.1	31	5
Thomas	160	534	3.3	26	3
Theismann	37	177	4.8	20	1
REDSKINS	536	2,083	3.9	47	10
Opponents	625	2,536	4.1	59	15

PASSING	Att	Comp	Yards	Cmp%	Yards/Att	TD	TD%	Int	Int%	Long	Sack/Lost	Rating
Theismann	395	187	2,593	47.3	6.5	13	3.3	18	4.6	63	42/391	60.7
Kilmer	46	23	316	50.0	6.8	4	8.7	3	6.5	50	4/22	74.3
REDSKINS	439	212	2,978	48.0	6.8	17	3.9	21	4.8	63	46/413	63/8
Opponents	409	197	2,701	48.2	6.6	10	2.4	22	5.4	78	35/323	55.3

RECEIVING	No.	Yards	Avg.	Lg	TD
Buggs	36	575	16.0	63	2
Thomas	35	387	11.1	35	2
McDaniel	34	577	17.0	52	4
REDSKINS	212	2,978	14.0	63	17
Opponents	197	2,701	13.7	78	10

INTERCEPTIONS	No.	Yards	Avg.	Lg	TD
Scott	7	72	10.3	39	0
Williams	4	51	12.8	20	0
Parrish	4	21	5.3	23	0
REDSKINS	22	197	8.5	39	0
Opponents	21	480	22.9	59	1

PUNTING	No.	Yards	Avg.	Net	TB	In	Lg	Blk
Bragg	103	4,056	39.4	33.9	10	23	56	1
Opponents	104	3,882	37.3	30.8	6	20	59	1

PUNT RETURNS	Ret	FC	Yards	Avg.	Lg	TD
Green	42	13	443	10.5	80	1
REDSKINS	54	17	527	9.8	80	1
Opponents	49	24	328	6.7	73	2

KICKOFF RETURNS	No.	Yards	Avg.	Lg	TD
Green	34	870	25.6	99	1
REDSKINS	58	1,352	23.3	99	1
Opponents	55	965	17.5	44	0

FIELD GOALS	1-19	20-29	30-39	40-49	50+
Moseley	0/0	4/4	5/7	8/13	2/6
Opponents	2/2	9/9	12/16	1/4	0/3

NOTABLE Record (Finish): 8-8 [3rd NFC East]

National Honors: PR Tony Green: Pro Bowl; SS Ken Houston: Pro Bowl

Starters: Defense: WR Frank Grant (6), LT Terry Hermeling (16), LG Ron Saul (15), C Bob Kuziel (16), RG Dan Nugent (16), RT George Starke (9), TE Reggie Haynes (4), WR Danny Buggs (11), QB Joe Theismann (14), HB Mike Thomas (13), FB John Riggins (15), WR John McDaniel (11), LG/RT Jim Harlan (1/1), RT Jeff Williams (6), Jean Fugett (12), QB Billy Kilmer (2), WR Ricky Thompson (4), RB Clarence Harmon (3), HB Benny Malone (1)

Defense: LE/RE Ron McDole (9/1), LT Dave Butz (16), RT Diron Talbert (12), RE Coy Bacon (14), LLB Brad Dusek (16), MLB Harold McLinton (15), RLB Chris Hanburger (16), LCB Lemar Parrish (11), RCB Joe Lavender (16), SS Ken Houston (16), FS Jake Scott (16), RT Perry Brooks (1), RT Perry Brooks (3), LE/RE Karl Lorch (7/1), MLB Mike Curtis (2), LCB Gerard Williams (5)

YEARLY STATS

1979 (10-6) // COACH JACK PARDEE

Sept. 2	L	27-29	Houston	54,282
Sept. 9	W	27-24	at Detroit	54,991
Sept. 17	W	27-0	New York Giants	54,672
Sept. 23	W	17-7	at St. Louis	50,680
Sept. 30	W	16-7	at Atlanta	56,810
Oct. 7	L	17-28	at Philadelphia	69,142
Oct. 14	W	13-9	at Cleveland	63,323
Oct. 21	W	17-7	Philadelphia	54,442
Oct. 28	L	10-14	New Orleans	52,133
Nov. 4	L	7-38	at Pittsburgh	49,462
Nov. 11	W	30-28	St. Louis	50,868
Nov. 19	W	34-20	Dallas	55,031
Nov. 25	L	6-14	at New York Giants	72,641
Dec. 2	W	38-21	Green Bay	51,662
Dec. 9	W	28-14	Cincinnati	52,882
Dec. 16	L	34-35	at Dallas	62,867

	Redskins	Opponents
TOTAL FIRST DOWNS	297	320
Rushing	126	126
Passing	144	165
Penalty	27	29
TOTAL NET YARDS	4,904	5,142
Avg. Per Game	306.5	321.4
Total Plays	1,044	1,058
Avg. Per Play	4.7	4.9
NET YARDS RUSHING	2,328	2,150
Avg. Per Game	145.5	134.4
Total Rushes	609	541
NET YARDS PASSING	2,576	2,992
Avg. Per Game	161.0	187.0
Sacked/Yards Lost	34/263	47/347
Gross Yards	2,839	3,339
Attempts/Completions	401/235	470/234
Completion Pct.	58.6	49.8
Had Intercepted	15	26
PUNT/AVERAGE	78/38.4	70/40.7
NET PUNTING AVG.	78/34.1	70/34.2
PENALTIES/YARDS	86/749	77/619
FUMBLES/LOST	21/10	34/21
TOUCHDOWNS	39	39
Rushing	17	21
Passing	20	18
Returns	2	0

SCORE BY PERIODS	Q1	Q2	Q3	Q4	OT	PTS
REDSKINS	61	130	57	100	0	348
Opponents	65	75	48	107	0	295

SCORING	TD	Ru	Pa	Rt	PAT	FG	S	TP
Moseley	0	0	0	0	39/39	25/33	0	114
Riggins	12	9	3	0	0/0	0/0	0	72
Harmon	5	0	5	0	0/0	0/0	0	30
REDSKINS	39	17	20	2	39/39	25/33	0	348
Opponents	39	21	18	0	37/39	8/17	0	295

RUSHING	No.	Yards	Avg.	Lg	TD
Riggins	260	1,153	4.4	66	9
Malone	176	472	2.7	14	3
Harmon	65	267	4.1	18	0
REDSKINS	609	2,328	3.8	66	17
Opponents	543	2,150	4.0	33	21

PASSING	Att	Comp	Yards	Cmp%	Yards/Att	TD	TD%	Int	Int%	Long	Sack/Lost	Rating
Theismann	395	233	2,797	59.0	7.1	20	5.1	13	3.3	62	34/263	84.0
REDSKINS	401	235	2,839	58.6	7.1	20	5.0	15	3.7	62	34/263	81.7
Opponents	470	234	3,339	49.8	7.1	18	3.8	26	5.5	65	47/349	62.9

RECEIVING	No.	Yards	Avg.	Lg	TD
Buggs	46	631	13.7	45	1
Harmon	32	434	13.6	40	5
Riggins	28	163	5.8	23	3
REDSKINS	235	2,839	12.1	62	20
Opponents	234	3,339	14.3	65	18

INTERCEPTIONS	No.	Yards	Avg.	Lg	TD
Parrish	9	65	7.2	23	0
Lavender	6	77	12.8	27	0
Murphy	3	29	9.7	16	0
REDSKINS	26	250	9.6	31	1
Opponents	15	82	5.5	28	0

PUNTING	No.	Yards	Avg.	Net	TB	In	Lg	Blk
Bragg	78	2,998	38.4	34.1	10	12	74	0
Opponents	70	2,848	40.7	34.2	9	12	62	0

PUNT RETURNS	Ret	FC	Yards	Avg.	Lg	TD
Hardeman	24	6	207	8.6	52	0
REDSKINS	33	13	271	8.2	52	0
Opponents	29	19	135	4.7	16	0

KICKOFF RETURNS	No.	Yards	Avg.	Lg	TD
Hardeman	19	404	21.3	33	0
REDSKINS	55	1,145	20.8	38	0
Opponents	76	1,280	16.8	41	0

FIELD GOALS	1-19	20-29	30-39	40-49	50+
Moseley	2/2	5/5	8/9	9/14	1/3
Opponents	0/0	3/3	3/7	2/7	0/0

DEFENSE	T	S	A	FR
Murphy	152	78	74	2
Olkewicz	140	84	56	0
Dusek	116	75	41	3

NOTABLE
Record (Finish): 10-6 (3rd NFC East)

National Honors: CB Lemar Parrish: PFWA All-Pro Team, NEA All-Pro Team, AP All-Pro Team, All-NFL Team, UPI All-NFC Team, Pro Bowl; Ken Houston: UPI All-NFC Team, Pro Bowl; Mark Moseley: UPI All-NFC Team, Pro Bowl

Starters: Offense: WR Danny Buggs (14), LT Terry Hermeling (16), LG Ron Saul (15), C Bob Kuziel (16), RG Jeff Williams (16), RT George Starke (16), TE Jean Fugett (6), WR Ricky Thompson (15), QB Joe Theismann (16), FB Clarence Harmon (1), FB John Riggins (15), HB Benny Malone (16), LG Fred Dean (1), TE Don Warren (10), WR John McDaniel (2), WR Chris DeFrance (1)

Defense: LE Joe Jones (3), LT Dave Butz (14), RT Diron Talbert (16), LE/RE Karl Lorch (13/2), LLB Brad Dusek (16), MLB Don Hover (7), RLB Rich Milot (7), LCB Lemar Parrish (16), RCB Joe Lavender (14), SS Ken Houston (13), FS Mark Murphy (16), RE Coy Bacon (14), LT Paul Smith (2), MLB Neal Olkewicz (9), RLB Pete Wysocki (9), RCB/SS Tony Peters (2/3)

YEARLY STATS

1980 (6-10) // COACH JACK PARDEE

Sept. 8	L	3-17	Dallas	55,045
Sept. 14	W	23-21	at New York Giants	73,343
Sept. 21	L	21-24	at Oakland	45,163
Sept. 28	L	0-14	Seattle	53,263
Oct. 5	L	14-24	at Philadelphia	69,044
Oct. 13	L	17-20	at Denver	74,657
Oct. 19	W	23-0	St. Louis	51,060
Oct. 26	W	22-14	New Orleans	51,375
Nov. 2	L	14-39	Minnesota	52,060
Nov. 9	L	21-35	at Chicago	57,159
Nov. 15	L	0-24	Philadelphia	51,897
Nov. 23	L	10-14	at Dallas	58,809
Nov. 30	L	6-10	at Atlanta	55,665
Dec. 7	W	40-17	San Diego	48,556
Dec. 13	W	16-13	New York Giants	44,443
Dec. 21	W	31-7	at St. Louis	35,942

	Redskins	Opponents
TOTAL FIRST DOWNS	279	298
Rushing	108	144
Passing	149	127
Penalty	22	27
TOTAL NET YARDS	4,854	4,695
Avg. Per Game	303.4	293.4
Total Plays	1,039	1,020
Avg. Per Play	4.7	4.6
NET YARDS RUSHING	2,016	2,524
Avg. Per Game	126.0	157.8
Total Rushes	517	585
NET YARDS PASSING	2,838	2,171
Avg. Per Game	177.4	135.7
Sacked/Yards Lost	36/333	43/333
Gross Yards	3,171	2,504
Attempts/Completions	486/284	392/187
Completion Pct.	58.4	47.7
Had Intercepted	18	33
PUNT/AVERAGE	85/39.2	84/40.7
NET PUNTING AVG.	85/33.4	84/33.3
PENALTIES/YARDS	114/1,008	87/666
FUMBLES/LOST	35/18	25/12
TOUCHDOWNS	30	36
Rushing	12	16
Passing	17	17
Returns	1	3

SCORE BY PERIODS	Q1	Q2	Q3	Q4	OT	PTS
REDSKINS	43	80	61	77	0	261
Opponents	80	101	34	78	0	293

SCORING	TD	Ru	Pa	Rt	PAT	FG	S	TP
Moseley	0	0	0	0	27/30	18/33	0	81
Harmon	8	4	4	0	0/0	0/0	0	48
Thompson	5	0	5	0	0/0	0/0	0	30
REDSKINS	30	12	17	1	27/30	18/33	0	261
Opponents	36	16	17	3	36/36	13/16	0	293

RUSHING	No.	Yards	Avg.	Lg	TD
Jackson	176	708	4.0	55	3
Harmon	128	484	3.8	23	4
Hammond	45	265	5.9	36	0
REDSKINS	517	2,016	3.9	55	12
Opponents	585	2,524	4.3	50	16

PASSING	Att	Comp	Yards	Cmp%	Yards/Att	TD	TD%	Int	Int%	Long	Sack/Lost	Rating
Theismann	454	262	2,962	57.7	6.5	17	3.7	16	3.5	54	31/280	75.1
Kruczek	31	22	209	71.0	5.7	0	0.0	2	6.5	41	5/51	62.2
REDSKINS	486	284	3,171	58.4	6.5	17	3.5	18	3.7	54	36/333	75.1
Opponents	392	187	2,504	47.7	6.4	17	4.3	33	8.4	54	43/333	47.8

RECEIVING	No.	Yards	Avg.	Lg	TD
Monk	58	797	13.7	54	3
Harmon	54	534	9.9	45	4
Warren	31	323	10.4	35	0
REDSKINS	284	3,171	11.2	54	17
Opponents	187	2,504	13.4	54	17

INTERCEPTIONS	No.	Yards	Avg.	Lg	TD
Parrish	7	13	1.9	9	0
Lavender	6	96	16.0	51	1
Murphy	6	58	9.7	28	0
REDSKINS	33	319	9.7	51	1
Opponents	18	219	12.2	52	1

PUNTING	No.	Yards	Avg.	Net	TB	In	Lg	Blk
Connell	85	3,331	39.2	33.4	7	12	57	0
Opponents	84	3,422	40.7	33.3	13	14	57	0

PUNT RETURNS	Ret	FC	Yards	Avg.	Lg	TD
Nelms	48	5	487	10.1	64	0
REDSKINS	48	5	487	10.1	64	0
Opponents	52	14	351	6.8	52	0

KICKOFF RETURNS	No.	Yards	Avg.	Lg	TD
Nelms	38	810	21.3	51	0
REDSKINS	57	1,204	21.1	53	0
Opponents	60	1,112	18.5	70	1

FIELD GOALS	1-19	20-29	30-39	40-49	50+
Moseley	0/0	3/4	5/6	7/12	3/11
Opponents	1/1	5/5	5/5	0/3	1/2

DEFENSE	T	S	A	FR
Murphy	186	93	93	1
Coleman	118	81	37	2
Peters	107	70	37	0

NOTABLE Record (Finish): 6-10 (3rd NFC East)

National Honors: PR Mike Nelms: Pro Bowl; CB Lemar Parrish: PFWA All-Pro Team, NEA All-Pro Team, All-NFL Team, All-NFC Team, Pro Bowl; WR Art Monk: All-Rookie Team

Starters: Offense: WR John McDaniel (6), LT Terry Hermeling (11), LG Ron Saul (15), C Bob Kuziel (12), RG Jeff Williams (15), RT George Starke (13), TE Phil DuBois (1), WR Ricky Thompson (15), QB Joe Theismann (15), RB Buddy Hardeman (1), FB Clarence Harmon (14), WR Art Monk (11), LT/RT/RG Fred Dean (5/2/1), LG Dan Nugent (1), C Dan Peiffer (4), RT Gary Anderson (1), TE Don Warren (12), TE Rick Walker (4), RB Wilbur Jackson (14), QB Mike Kruczek (1), RB Bobby Hammond (1), RB Ricky Claitt (1)

Defense: LE Karl Lorch (16), LT Dave Butz (16), RT Perry Brooks (4), RE Coy Bacon (16), LLB/RLB Monte Coleman (2/8), MLB Rich Milot (5), RLB Pete Wysocki (8), LCB Lemar Parrish (16), RCB Joe Lavender (16), SS Ken Houston (5), FS Mark Murphy (16), RT Diron Talbert (5), RT Paul Smith (7), LLB Brad Dusek (14), MLB Neal Olkewicz (11), SS Tony Peters (11)

YEARLY STATS

1981 (8-8) // COACH JOE GIBBS

Sept. 6	L	10-26	Dallas	55,045
Sept. 13	L	7-17	New York Giants	53,343
Sept. 20	L	30-40	at St. Louis Cardinals	47,592
Sept. 27	L	13-36	at Philadelphia	70,664
Oct. 4	L	17-30	San Francisco	51,843
Oct. 11	W	24-7	at Chicago	57,683
Oct. 18	L	10-13	at Miami	47,367
Oct. 25	W	24-22	New England	50,394
Nov. 1	W	42-21	St. Louis	50,643
Nov. 8	W	33-31	Detroit	52,090
Nov. 15	W	30-27 (OT)	at New York Giants	63,133
Nov. 22	L	10-24	at Dallas	64,589
Nov. 29	L	14-21	at Buffalo	59,624
Dec. 6	W	15-13	Philadelphia	52,206
Dec. 13	W	38-14	Baltimore	49,706
Dec. 20	W	30-7	at Los Angeles Rams	52,224

	Redskins	Opponents
TOTAL FIRST DOWNS	334	310
Rushing	136	133
Passing	173	152
Penalty	25	25

	Redskins	Opponents
POSSESSION AVG.	31:23	28:37
TOTAL NET YARDS	5,623	5,206
Avg. Per Game	351.4	325.4
Total Plays	1,083	1,016
Avg. Per Play	5.2	5.1

	Redskins	Opponents
NET YARDS RUSHING	2,157	2,161
Avg. Per Game	134.8	135.1
Total Rushes	532	532

	Redskins	Opponents
NET YARDS PASSING	3,466	3,045
Avg. Per Game	216.6	190.3
Sacked/Yards Lost	30/277	32/265
Gross Yards	3,743	3,310
Attempts/Completions	525/307	452/214
Completion Pct.	58.5	47.3
Had Intercepted	22	24

	Redskins	Opponents
PUNT/AVERAGE	73/40.0	80/41.6
NET PUNTING AVG.	33.4	32.8
PENALTIES/YARDS	98/940	107/916

	Redskins	Opponents
FUMBLES/LOST	32/19	32/15
TOUCHDOWNS	42	43
Rushing	19	17
Passing	19	21
Returns	4	5

	Q1	Q2	Q3	Q4	OT	PTS
SCORE BY PERIODS						
REDSKINS	77	112	64	91	3	347
Opponents	64	110	61	114	0	349

	TD	Ru	Pa	Rt	PAT	FG	S	TP
SCORING								
Moseley	0	0	0	0	38/42	19/30	0	95
Riggins	13	13	0	0	0/0	0/0	0	78
Washington	7	4	3	0	0/0	0/0	0	42
Monk	6	0	6	0	0/0	0/0	0	36
REDSKINS	42	19	19	4	38/42	19/30	0	347
Opponents	43	17	21	5	38/43	17/24	1	349

	No.	Yards	Avg.	Lg	TD
RUSHING					
Washington	210	916	4.4	32	4
Riggins	195	714	3.7	24	13
Jackson	46	183	4	14	0
REDSKINS	532	2,157	4.1	32	19
Opponents	532	2,161	4.1	51	17

	Att	Comp	Yards	Cmp%	Yards/Att	TD	TD%	Int	Int%	Long	Sack/Lost	Rating
PASSING												
Theismann	496	293	3,568	59.1	7.1	19	3.8	20	4.0	79	28/259	77.3
REDSKINS	525	307	3,743	58.5	7.1	19	3.6	22	4.2	79	30/277	75.1
Opponents	452	214	3,310	47.3	7.3	21	4.6	24	5.3	58	32/265	65.3

	No.	Yards	Avg.	Lg	TD
RECEIVING					
Washington	70	558	8	29	3
Monk	56	894	16	79t	6
Metcalf	48	595	12.4	52	0
REDSKINS	307	3,743	12.2	79t	19
Opponents	214	3,310	15.5	58t	21

	No.	Yards	Avg.	Lg	TD
INTERCEPTIONS					
Murphy	7	68	9.7	29	0
Lavender	4	52	13	30	0
Coleman	3	52	17.3	52t	1
REDSKINS	24	249	10.4	52t	2
Opponents	22	391	17.8	96	1

	No.	Yards	Avg.	Net	TB	In	Lg	Blk
PUNTING								
Connell	73	2,923	40	33.4	5	13	57	0
Opponents	80	3,328	41.6	32.8	10	17	52	0

	Ret	FC	Yards	Avg.	Lg	TD
PUNT RETURNS						
Nelms	45	1	492	10.9	75t	2
REDSKINS	49	4	507	10.3	75t	2
Opponents	50	12	388	7.8	50t	1

	No.	Yards	Avg.	Lg	TD
KICKOFF RETURNS					
Nelms	37	1,099	29.7	84	0
REDSKINS	67	1,673	25	84	0
Opponents	69	1,275	18.5	43	0

	1-19	20-29	30-39	40-49	50+
FIELD GOALS					
Moseley	1/1	7/8	6/8	5/12	0/1
Opponents	1/1	9/10	2/5	4/5	1/3

	T	S	A	FR
DEFENSE				
Murphy	197	127	70	3
Olkewicz	188	127	61	0
Coleman	115	77	38	1

NOTABLE RECORD (Finish): 8-8 (4th NFC East)

National Honors: KR Mike Nelms: PFWA All-Pro Team, All-NFL Team, Pro Bowl; T Joe Jacoby: PFWA All-Rookie Team

Starters: Offense: WR Ricky Thompson (5), LT Mark May (8), LG Russ Grimm (13), C Jeff Bostic (16), RG Melvin Jones (10), RT George Starke (13), TE Don Warren (16), WR Art Monk (16), QB Joe Theismann (16), RB Joe Washington (13), RB John Riggins (4), TE Richard Caster (1), HB Terry Metcalf (2), FB Wilbur Jackson (2), TE Rick Walker (14), LG/RT/LT Joe Jacoby (2/3/8), LG/RG Ron Saul (1/6), WR Virgil Seay (7)

Defense: LE Karl Lorch (10), LT Dave Butz (16), RT Perry Brooks (12), RE Coy Bacon (3), LLB/RLB Monte Coleman (6/5), MLB Neal Olkewicz (14), RLB/LLB Rich Milot (4/2), LCB Jeris White (8), RCB Joe Lavender (16), SS Tony Peters (16), FS Mark Murphy (16), LCB Lemar Parrish (8), LE/RE/RT Mat Mendenhall (6/4/1), RT Wilbur Young (3), RE Dexter Manley (9), LLB/RLB Brad Dusek (7/2), MLB Pete Cronan (2) RLB/LLB Mel Kaufman (5/1)

YEARLY STATS

1982 (8-1) // COACH JOE GIBBS

Sept. 12	W	37-34	at Philadelphia	68,885
Sept. 19	W	21-13	at Buccaneers	66,187
Nov. 21	W	27-17	at New York Giants	70,766
Nov. 28	W	13-9	Philadelphia	48,313
Dec. 5	L	10-24	Dallas	54,633
Dec. 12	W	12-7	at St. Louis	35,308
Dec. 19	W	15-14	New York Giants	50,030
Dec. 26	W	27-10	at New Orleans	48,667
Jan. 2	W	28-0	St. Louis	52,554
			Playoffs	
Jan. 8	W	31-7	Detroit	55,045
Jan. 15	W	21-7	Minnesota	54,592
Jan. 22	W	31-17	Dallas	55,045
			Super Bowl XVII - Pasadena, Calif.	
Jan. 30	W	27-17	Miami	103,667

DNP (Home): Cleveland, Pittsburgh, San Francisco, Minnesota
 DNP (Away): Dallas, Houston, Cincinnati

	Redskins	Opponents
TOTAL FIRST DOWNS	165	150
Rushing	66	46
Passing	87	93
Penalty	12	11
POSSESSION AVG.	32:19	27:41
TOTAL NET YARDS	2,985	2,560
Avg. Per Game	331.7	284.4
Total Plays	598	554
Avg. Per Play	5.0	4.6
NET YARDS RUSHING	1,140	946
Avg. Per Game	126.7	105.1
Total Rushes	315	247
NET YARDS PASSING	1,845	1,714
Avg. Per Game	205.0	190.4
Sacked/Yards Lost	30/223	32/256
Gross Yards	2,068	1,970
Attempts/Completions	253/162	275/146
Completion Pct.	64.0	53.1
Had Intercepted	9	11
PUNT/AVERAGE	52/37.3	56/40.1
NET PUNTING AVG.	33.3	33.2
PENALTIES/YARDS	46/404	52/572
FUMBLES/LOST	15/7	23/13
TOUCHDOWNS	19	16
Rushing	5	8
Passing	13	8
Returns	1	0

SCORE BY PERIODS	Q1	Q2	Q3	Q4	OT	PTS
REDSKINS	36	67	22	62	3	190
Opponents	17	33	43	35	0	128

SCORING	TD	Ru	Pa	Rt	PAT	FG	S	TP
Moseley	0	0	0	0	16/19	20/21	0	76
Brown	8	0	8	0	0/0	0/0	0	48
Riggins	3	3	0	0	0/0	0/0	0	18
REDSKINS	19	5	13	1	16/19	20/21	0	190
Opponents	16	8	8	0	14/16	6/9	0	128

RUSHING	No.	Yards	Avg.	Lg	TD
Riggins	177	553	3.1	19	3
Washington	44	190	4.3	40	1
Harmon	38	168	4.4	20	1
REDSKINS	315	1140	3.6	40	5
Opponents	247	946	3.8	64	8

PASSING	Att	Comp	Yards	Cmp%	Yards/Att	TD	TD%	Int	Int%	Long	Sack/Lost	Rating
Theismann	252	161	2,033	63.9	8.1	13	5.2	9	3.6	78	30/223	91.3
REDSKINS	253	162	2,068	64.0	8.2	13	5.1	9	3.6	78	30/223	91.5
Opponents	275	146	1,970	53.1	7.2	8	2.9	11	4.0	62	32/256	69.3

RECEIVING	No.	Yards	Avg.	Lg	TD
Monk	35	447	12.8	43	1
Brown	32	690	21.6	78t	8
Warren	27	310	11.5	29	0
REDSKINS	162	2,068	12.8	78t	13
Opponents	146	1,970	13.5	62	8

INTERCEPTIONS	No.	Yards	Avg.	Lg	TD
Dean	3	62	20.7	26	0
White	3	4	1.3	4	0
Murphy	2	0	0	0	0
REDSKINS	11	85	7.7	26	0
Opponent	9	68	7.6	15	0

PUNTING	No.	Yards	Avg.	Net	TB	In	Lg	Blk
Hayes	51	1,937	38	33.3	5	10	58	1
REDSKINS	52	1,937	37.3	33.3	5	10	58	1
Opponents	56	2,247	40.1	33.2	3	5	58	1

PUNT RETURNS	Ret	FC	Yards	Avg.	Lg	TD
Nelms	32	0	252	7.9	28	0
REDSKINS	38	2	295	7.8	28	0
Opponents	30	2	106	3.5	11	0

KICKOFF RETURNS	No.	Yards	Avg.	Lg	TD
Nelms	23	557	24.2	58	0
REDSKINS	30	649	21.6	58	0
Opponents	41	728	17.8	33	0

FIELD GOALS	1-19	20-29	30-39	40-49	50+
Moseley	1/1	6/6	8/8	5/6	0/0
Opponents	0/0	1/2	2/2	3/4	0/1

DEFENSE	T	S	A	FR
Murphy	100	55	45	0
Olkewicz	88	55	33	3
Milot	73	41	32	0

SACKS: Dexter Manley 6.5, Tony McGee 6.5, Dave Butz 4.5, Rich Milot 3.0, Neal Olkewicz 3.0, Darryl Grant 2.5, Mel Kaufman 1.5, Perry Brooks 1.0, Todd Lieberstein 1.0, Mat Mendenhall 1.0, Mark Murphy 1.0, Larry Kubin 0.5

NOTABLE Record (Finish): 8-1 (Super Bowl XVII Champion)

National Honors: Coach Joe Gibbs: NFL Coach of the Year; WR Charlie Brown: Pro Bowl, All-Rookie Team; CB Vernon Dean: All-Rookie team; K Mark Moseley: Pro Bowl, PFWA All-Pro Team, NEA All-Pro Team, AP All-Pro Team, All-NFL Team; KR Mike Nelms: Pro Bowl, PFWA All-Pro Team, All-NFL Team, UPI All-NFC Team; SS Tony Peters: Pro Bowl, UPI All-NFC Team; QB Joe Theismann: Pro Bowl, UPI All-NFC Team

Starters: Offense: WR Charlie Brown (9), LT Joe Jacoby (9), LG Russ Grimm (9), C Jeff Bostic (9), RG Mark May (9), RT George Starke (9), TE Don Warren (9), WR Art Monk (9), QB Joe Theismann (9), TE Michael Williams (1), FB John Riggins (8), TE Rick Walker (6), RB Joe Washington (1), RB Wilbur Jackson (1), WR Virgil Seay (1)

Defense: LE Mat Mendenhall (9), LT Dave Butz (9), RT Perry Brooks (5), RE Dexter Manley (4), LLB Monte Coleman (2), MLB Neal Olkewicz (9), RLB Rich Milot (9), LCB Jeris White (9), RCB Joe Lavender (1), SS Tony Peters (9), FS Mark Murphy (9), RT Darryl Grant (4), LLB Mel Kaufman (7), RCB Vernon Dean (8)

YEARLY STATS

1983 (14-2) // COACH JOE GIBBS

Sept. 5	L	30-31	Dallas	55,045
Sept. 11	W	23-13	at Philadelphia	69,542
Sept. 18	W	27-12	Kansas City	52,610
Sept. 25	W	27-17	at Seattle	60,718
Oct. 2	W	37-35	Los Angeles Raiders	54,016
Oct. 9	W	38-14	at St. Louis	42,698
Oct. 17	L	47-48	at Green Bay	55,255
Oct. 23	W	38-17	Detroit	53,189
Oct. 31	W	27-24	at San Diego	46,120
Nov. 6	W	45-7	St. Louis	51,380
Nov. 13	W	33-17	at New York Giants	71,482
Nov. 20	W	42-20	at Los Angeles Rams	63,081
Nov. 27	W	28-24	Philadelphia	54,329
Dec. 4	W	37-21	Atlanta	52,074
Dec. 11	W	31-10	at Dallas	65,074
Dec. 17	W	31-22	New York Giants	53,874
Playoffs				
Jan. 1	W	51-7	Los Angeles Rams	55,363
Jan. 8	W	24-21	San Francisco	55,363
Super Bowl XVIII - Tampa, Fla.				
Jan. 22	L	9-38	Los Angeles Raiders	72,920

	Redskins	Opponents
TOTAL FIRST DOWNS	353	290
Rushing	165	76
Passing	173	196
Penalty	15	18
POSSESSION AVG.	33:44	26:16
TOTAL NET YARDS	6,139	5,264
Avg. Per Game	383.7	329.0
Total Plays	1,127	969
Avg. Per Play	5.4	5.4
NET YARDS RUSHING	2,625	1,289
Avg. Per Game	164.1	80.6
Total Rushes	627	349
NET YARDS PASSING	3,514	3,975
Avg. Per Game	219.6	248.4
Sacked/Yards Lost	35/251	51/402
Gross Yards	3,765	4,377
Attempts/Completions	463/278	570/301
Completion Pct.	60.0	52.8
Had Intercepted	11	34
PUNT/AVERAGE	72/38.8	65/42.2
NET PUNTING AVG.	72/32.6	65/36.1
PENALTIES/YARDS	90/775	80/710
FUMBLES/LOST	13/7	46/27
TOUCHDOWNS	63	39
Rushing	30	9
Passing	29	28
Returns	4	2

SCORE BY PERIODS	Q1	Q2	Q3	Q4	OT	PTS
REDSKINS	127	153	129	132	0	541
Opponents	42	86	83	131	0	332

SCORING	TD	Ru	Pa	Rt	PAT	FG	S	TP
Moseley	0	0	0	0	62/63	33/47	0	161
Riggins	24	24	0	0	0/0	0/0	0	144
Brown	8	0	8	0	0/0	0/0	0	48
Washington	6	0	6	0	0/0	0/0	0	36
REDSKINS	63	30	29	4	62/63	33/47	1	541
Opponents	39	9	28	2	38/39	20/28	0	332

RUSHING	No.	Yards	Avg.	Lg	TD
Riggins	375	1,347	3.6	44	24
Washington	145	772	5.3	41	0
REDSKINS	629	2,625	4.2	48	30
Opponents	349	1,289	3.7	77	9

PASSING	Att	Comp	Yards	Cmp%	Yards/Att	TD	TD%	Int	Int%	Long	Sack/Lost	Rating
Theismann	459	276	3,714	60.1	8.1	29	6.3	11	2.4	84	34/242	97.0
REDSKINS	463	278	3,765	60.0	8.1	29	6.3	11	2.4	84	35/251	97.0
Opponents	570	301	4,377	52.8	7.7	28	4.9	34	6.0	99t	51/402	69.4

RECEIVING	No.	Yards	Avg.	Lg	TD
Brown	78	1,225	15.7	75t	8
Monk	47	746	15.9	43t	5
Washington	47	454	9.7	67	6
REDSKINS	278	3,765	13.5	84	29
Opponents	301	4,377	14.5	99t	28

INTERCEPTIONS	No.	Yards	Avg.	Lg	TD
Murphy	9	127	14.1	48	0
Dean	5	54	10.8	26	0
REDSKINS	34	447	13.1	70t	1
Opponents	11	90	8.2	33	0

PUNTING	No.	Yards	Avg.	Net	TB	In	Lg	Blk
Hayes	72	2,796	38.8	32.6	2	29	56	0
Opponents	65	2,744	42.2	36.1	1	5	60	1

PUNT RETURNS	Ret	FC	Yards	Avg.	Lg	TD
Nelms	38	1	289	7.6	35	0
REDSKINS	49	6	377	7.7	42	0
Opponents	41	11	407	9.9	97t	1

KICKOFF RETURNS	No.	Yards	Avg.	Lg	TD
Nelms	35	802	22.0	41	0
REDSKINS	62	1,306	20.7	58	0
Opponents	91	1,772	19.5	57	0

FIELD GOALS	1-9	20-29	30-39	40-49	50+
Moseley	1/1	10/10	14/19	7/14	1/3
Opponents	1/1	8/8	5/7	4/10	2/2

DEFENSE	T	S	A	FF	FR
Olkewicz	144	78	66	2	2
Murphy	132	71	61	2	0
Milot	111	67	44	0	0

SACKS: Dave Butz 11.5, Dexter Manley 11.0, Tony McGee 10.0, Charles Mann 3.0, Perry Brooks 2.5, Darryl Grant 2.5, Monte Coleman 2.0, Neal Olkewicz 2.0, Mel Kaufman 1.5, Todd Lieberstein 1.5, Rich Milot 1.5, Ken Coffey 1.0, Mark Murphy 1.0

NOTABLE Record (Finish): 14-2 (NFC Champions)

National Honors: QB Joe Theismann: AP NFL MVP, Offensive Player-of-the-Year, Pro Bowl Player of the Game, All-NFL Team; RB John Riggins: Maxwell Club Player of the Year, AP All-Pro, All-NFL Team; C Jeff Bostic: UPI All-NFC, Pro Bowl; WR Charlie Brown: Pro Bowl; DT Dave Butz: AP All-Pro, All-NFL, Pro Bowl; G Russ Grimm: AP All-Pro, All-NFL, UPI All-NFC, Pro Bowl; T Joe Jacoby: AP All-Pro, All-NFL, UPI All-NFC, Pro Bowl; FS Mark Murphy: AP All-Pro, All-NFL, UPI All-NFC, Pro Bowl; CB Darrell Green: PFWA All-Rookie; KR Mike Nelms: AP All-Pro, All-NFL; Coach Joe Gibbs: PFWA NFC Coach of the Year, The Sporting News Coach of the Year, Pro Football Weekly Coach of the Year, College and Pro Football Newsweekly Coach of the Year, Football Digest Coach of the Year

Starters: Offense: WR Charlie Brown (13), TE Rick Walker (16), LT Joe Jacoby (16), LG Russ Grimm (16), C Jeff Bostic (16), RG Mark May (15), RT George Starke (16), TE Don Warren (13), WR Alvin Garrett (6), QB Joe Theismann (16), RB John Riggins (15), TE Clint Didier (2), RG Ken Huff (1), WR Art Monk (11), WR Virgil Seay (3), RB Joe Washington (1)

Defense: LE Todd Liebenstein (15), LT Dave Butz (16), RT Darryl Grant (16), RE Dexter Manley (16), LLB Mel Kaufman (16), MLB Neal Olkewicz (16), RLB Rich Milot (16), LCB Darrell Green (16), RCB Vernon Dean (13), SS Curtis Jordan (11), FS Mark Murphy (15), SS Ken Coffey (5), LE Charles Mann (1), RCB Anthony Washington (3), FS Greg Williams (1)

YEARLY STATS

1984 (11-5) // COACH JOE GIBBS

Sept. 2	L	17-35	Miami	53,683
Sept. 10	L	31-37	at San Francisco	59,707
Sept. 16	W	30-14	New York Giants	52,997
Sept. 23	W	26-10	at New England	60,503
Sept. 30	W	20-0	Philadelphia	53,064
Oct. 7	W	35-7	at Indianapolis	60,012
Oct. 14	W	34-14	Dallas	55,431
Oct. 21	L	24-26	at St. Louis	50,262
Oct. 28	L	13-37	at New York Giants	76,192
Nov. 5	W	27-14	Atlanta	51,301
Nov. 11	W	28-14	Detroit	50,212
Nov. 19	L	10-16	at Philadelphia	63,117
Nov. 25	W	41-14	Buffalo	51,513
Nov. 29	W	31-17	at Minnesota	55,017
Dec. 9	W	30-28	at Dallas	64,286
Dec. 16	W	29-27	St. Louis	54,299
			Playoffs	
Dec. 30	L	19-23	Chicago	55,431

TOTAL FIRST DOWNS	339	307
Rushing	154	91
Passing	164	194
Penalty	21	22
POSSESSION AVG.	30:36	29:34
TOTAL NET YARDS	5,350	5,361
Avg. Per Game	334.4	335.1
Total Plays	1,121	1,030
Avg. Per Play	4.8	5.2
NET YARDS RUSHING	2,274	1,589
Avg. Per Game	142.1	99.3
Total Rushes	588	390
NET YARDS PASSING	3,076	3,772
Avg. Per Game	192.3	235.8
Sacked/Yards Lost	48/341	66/529
Gross Yards	3,417	4,301
Attempts/Completions	485/286	575/318
Completion Pct.	59.0	55.3
Had Intercepted	13	21
PUNT/AVERAGE	73/38.8	78/39.9
NET PUNTING AVG.	34.9	32.1
PENALTIES/YARDS	80/719	84/803
FUMBLES/LOST	33/15	32/22
TOUCHDOWNS	51	39
Rushing	20	13
Passing	24	25
Returns	7	1

SCORE BY PERIODS	Q1	Q2	Q3	Q4	OT	PTS
REDSKINS	69	144	108	65	0	426
Opponents	73	70	107	60	0	310

SCORING	TD	Ru	Pa	Rt	PAT	FG	S	TP
Moseley	0	0	0	0	48/51	24/31	0	120
Riggins	14	0	0	0	0/0	0/0	0	84
Monk	7	0	7	0	0/0	0/0	0	42
REDSKINS	51	20	24	7	48/51	24/31	0	426
Opponents	39	13	25	1	37/39	13/20	0	310

RUSHING	No.	Yards	Avg.	Lg	TD
Riggins	327	1,239	3.8	24	14
Griffin	97	408	4.2	31	0
REDSKINS	588	2,274	3.9	31	20
Opponents	390	1,589	4.1	39	13

PASSING	Att	Comp	Yards	Cmp%	Yards/Att	TD	TD%	Int	Int%	Long	Sack/Lost	Rating
Theismann	477	283	3,391	59.3	7.1	24	5.0	13	2.7	80	48/341	86.5
REDSKINS	485	286	3,417	59.0	7.1	24	4.9	13	2.7	80	48/341	85.7
Opponents	575	318	4,301	55.3	7.5	25	4.3	21	3.7	83	66/529	78.2

RECEIVING	No.	Yards	Avg.	Lg	TD
Monk	106	1,372	12.9	72	7
Muhammad	42	729	17.4	80t	4
Didier	30	350	11.7	44	5
REDSKINS	286	3,417	11.9	80t	24
Opponents	318	4,301	13.5	83t	25

INTERCEPTIONS	No.	Yards	Avg.	Lg	TD
Hayes	7	114	16.3	36t	2
Green	5	101	20.2	50	1
Milot	3	42	14.0	25	0
REDSKINS	21	401	19.1	50	4
Opponents	13	159	12.2	40	0

PUNTING	No.	Yards	Avg.	Net	TB	In	Lg	Blk
Hayes	72	2,834	39.4	34.9	5	13	59	1
REDSKINS	73	2,834	38.8	34.9	5	13	59	1
Opponents	78	3,114	39.9	32.1	7	16	64	1

PUNT RETURNS	Ret	FC	Yards	Avg.	Lg	TD
Nelms	49	1	428	8.7	46	0
REDSKINS	55	2	474	8.6	46	0
Opponents	38	16	187	4.9	14	0

KICKOFF RETURNS	No.	Yards	Avg.	Lg	TD
Nelms	42	860	20.1	36	0
REDSKINS	60	1,174	19.6	31	0
Opponents	73	1,404	19.2	89t	1

FIELD GOALS	1-19	20-29	30-39	40-49	50+
Moseley	1/1	9/10	12/13	1/5	1/2
Opponents	2/2	3/3	5/7	3/6	0/2

DEFENSE	T	S	A	FF	FR
Olkewicz	149	86	63	1	2
Jordan	144	79	65	1	1
Milot	112	68	44	0	0

SACKS: Dexter Manley 13.5, Monte Coleman 10.5, Darryl Grant 8.0, Charles Mann 7.0, Perry Brooks 5.5, Mel Kaufman 5.5, Dave Butz 4.5, Tony McGee 4.5, Rich Milot 4.0, Tom Beasley 2.0, Neal Olkewicz 1.0

NOTABLE Record (Finish): 11-5 (1st NFC East)

National Honors: CB Darrell Green: Pro Bowl, G Russ Grimm: Pro Bowl, PFWA All-Pro Team, NEA All-Pro Team, AP All-Pro Team, All-NFL Team, UPI All-NFC Team, T Joe Jacoby: Pro Bowl, PFWA All-Pro Team, AP All-Pro Team, All-NFL Team, UPI All-NFC Team, WR Art Monk: Pro Bowl, PFWA All-Pro Team, Associated Press All-Pro Team, All NFL Team, UPI All-NFC Team

Starters: Offense: WR Charlie Brown (4), TE Rick Walker (14), LT Joe Jacoby (16), LG Russ Grimm (16), C Jeff Bostic (8), RG/RT Mark May (7/9), RT George Starke (7), TE Don Warren (16), WR Art Monk (16), QB Joe Theismann (16), RB John Riggins (14), TE Clint Didier (2), RG Ken Huff (9), RB Keith Griffin (2), WR Virgil Seay (2), WR Calvin Muhammad (8), WR Mark McGrath (2), C Rick Donnalley (8)

Defense: LE Todd Liebenstein (1), LT Dave Butz (15), RT Perry Brooks (1), RE Dexter Manley (14), LLB Mel Kaufman (15), MLB Neal Olkewicz (16), RLB Rich Milot (12), LCB Darrell Green (16), RCB Anthony Washington (2), SS Tony Peters (6), FS Mark Murphy (2), LE Charles Mann (15), LT/RE Tom Beasley (1/2), RT Darryl Grant (15), LLB/RLB Monte Coleman (1/4), RCB Vernon Dean (14), SS Ken Coffey (10), FS Curtis Jordan (14)

YEARLY STATS

1985 (10-6) // COACH JOE GIBBS

Sept. 9	L	14-44	at Dallas	62,292
Sept. 15	W	16-13	Houston	53,553
Sept. 22	L	6-19	Philadelphia	53,748
Sept. 29	L	10-45	at Chicago	63,708
Oct. 7	W	27-10	St. Louis	53,134
Oct. 13	W	24-3	Detroit	52,845
Oct. 20	L	3-17	at New York Giants	74,389
Oct. 27	W	14-7	at Cleveland	78,540
Nov. 3	W	44-10	at Atlanta	42,209
Nov. 10	L	7-13	Dallas	55,750
Nov. 18	W	23-21	New York Giants	53,371
Nov. 24	W	30-23	at Pittsburgh	59,293
Dec. 1	L	8-35	San Francisco	51,321
Dec. 8	W	17-12	at Philadelphia	60,737
Dec. 15	W	27-24	Cincinnati	50,544
Dec. 21	W	27-16	at St. Louis	28,090

	Redskins	Opponents
TOTAL FIRST DOWNS	319	244
Rushing	147	94
Passing	157	134
Penalty	15	16
POSSESSION AVG.	33:17	26:43
TOTAL NET YARDS	5,338	4,480
Avg. Per Game	333.6	280.0
Total Plays	1,135	941
Avg. Per Play	4.7	4.8
NET YARDS RUSHING	2,523	1,734
Avg. Per Game	157.7	108.4
Total Rushes	571	424
NET YARDS PASSING	2,815	2,746
Avg. Per Game	175.9	171.6
Sacked/Yards Lost	52/428	52/378
Gross Yards	3,243	3,124
Attempts/Completions	512/280	465/239
Completion Pct.	54.7	51.4
Had Intercepted	21	23
PUNT/AVERAGE	73/40.7	85/43.8
NET PUNTING AVG.	73/32.4	85/36.0
PENALTIES/YARDS	74/596	89/699
FUMBLES/LOST	27/19	28/11
TOUCHDOWNS	33	35
Rushing	20	11
Passing	13	19
Returns	0	5

SCORE BY PERIODS	Q1	Q2	Q3	Q4	OT	PTS
REDSKINS	81	105	44	67	0	297
Opponents	59	107	78	68	0	312

SCORING	TD	Ru	Pa	Rt	PAT	FG	S	TP
Moseley	0	0	0	0	31/33	22/34	0	97
Riggins	8	8	0	0	0/0	0/0	0	48
Rogers	7	7	0	0	0/0	0/0	0	42
Clark	5	0	5	0	0/0	0/0	0	30
REDSKINS	33	20	13	0	31/33	22/35	1	297
Opponents	35	11	19	5	34/35	22/28	1	312

RUSHING	No.	Yards	Avg.	Lg	TD
Rogers	231	1,093	4.7	35	7
Riggins	176	677	3.8	51	8
Griffin	102	473	4.6	66t	3
REDSKINS	571	2,523	4.4	66t	20
Opponents	424	1,734	4.1	64	11

PASSING	Att	Comp	Yards	Cmp%	Yards/Att	TD	TD%	Int	Int%	Long	Sack/Lost	Rating
Theismann	301	167	1,774	55.5	5.9	8	2.7	16	5.3	55	37/314	59.6
Schroeder	209	112	1,458	53.6	6.9	5	2.4	5	2.4	53	15/114	73.8
REDSKINS	571	280	3,243	54.7	6.3	13	2.5	21	4.1	55	52/428	65.3
Opponents	465	239	3,124	51.4	6.7	19	4.1	23	4.9	69	52/378	66.2

RECEIVING	No.	Yards	Avg.	Lg	TD
Monk	91	1,226	13.5	53	2
Clark	72	926	12.9	55	5
Didier	41	433	10.6	29	4
REDSKINS	280	3,243	11.6	55	13
Opponents	239	3,124	13.1	69	19

INTERCEPTIONS	No.	Yards	Avg.	Lg	TD
Jordan	5	88	17.6	36	0
Dean	5	8	1.6	8	0
Kaufman	3	10	3.3	10	0
REDSKINS	23	220	9.6	36	0
Opponents	21	215	10.2	90	2

PUNTING	No.	Yards	Avg.	Net	TB	In	Lg	Blk
Cox	52	2,175	41.8	32.4	13	15	57	0
REDSKINS	73	2,973	40.7	32.4	16	19	57	0
Opponents	85	3,723	43.8	36.0	8	24	68	1

PUNT RETURNS	Ret	FC	Yards	Avg.	Lg	TD
Jenkins	26	9	272	10.5	28	0
REDSKINS	47	11	508	10.7	37	0
Opponents	32	11	285	8.9	56	0

KICKOFF RETURNS	No.	Yards	Avg.	Lg	TD
Jenkins	41	1,018	24.8	95	0
REDSKINS	60	1,349	22.5	95	0
Opponents	53	1,186	22.4	99t	2

FIELD GOALS	1-19	20-29	30-39	40-49	50+
Moseley	0/0	7/8	8/13	7/12	0/1
Opponents	0/0	5/5	9/11	7/9	1/3

DEFENSE	T	S	A	FF	FR
Jordan	178	104	73	1	2
Olkewicz	174	105	69	4	1
Milot	145	89	56	0	0

SACKS: Dexter Manley 15.0, Charles Mann 14.5, Dean Hamel 6.0, Dave Butz 5.0, Mel Kaufman 4.0, Rich Milot 3.0, Darryl Grant 1.5, Tom Beasley 1.0, Monte Coleman 1.0, Steve Hamilton 1.0

NOTABLE RECORD (Finish): 10-6 (3rd NFC East)

National Honors: G Russ Grimm: PFWA All-Pro, NEA All-NFL, AP All-Pro, All-NFL, UPI All-NFC, Pro Bowl; WR Art Monk: UPI All-NFC, Pro Bowl; T Joe Jacoby: Pro Bowl; CB Raphael Cherry: PFWA All-Rookie

Starters: Offense: WR Calvin Muhammad (5), WR Malcolm Barnwell (2), LT Joe Jacoby (11), LG/LT Russ Grimm (14/2), C Rick Donnalley (12), RG Ken Huff (15), RT Mark May (16), TE Don Warren (16), WR Art Monk (14), QB Joe Theismann (11), RB John Riggins (11), C/LG Jeff Bostic (4/2), WR Gary Clark (10), TE Clint Didier (14), TE Anthony Jones (2), LT Dan McQuaid (3), RB George Rogers (5), QB Jay Schroeder (5), RB Otis Wonsley (1), RG Thieleman (1)

Defense: LE Charles Mann (16), LT Dave Butz (16), RT Darryl Grant (8), RE Dexter Manley (16), LLB Mel Kaufman (15), MLB Neal Olkewicz (16), RLB Rich Milot (16), LCB Darrell Green (16), RCB Vernon Dean (16), SS Tony Peters (10), FS Curtis Jordan (16), SS Raphael Cherry (6), LLB Monte Coleman (1), RT Dean Hamel (8)

YEARLY STATS

1986 (12-4) // COACH JOE GIBBS

Sept. 7	W	41-14	Philadelphia	53,982
Sept. 14	W	10-6	Los Angeles Raiders	55,235
Sept. 21	W	30-27	at San Diego	57,853
Sept. 28	W	19-14	Seattle	54,157
Oct. 5	W	14-6 at	New Orleans	57,378
Oct. 12	L	6-30 at	Dallas	63,264
Oct. 19	W	28-21	St. Louis	53,494
Oct. 27	L	20-27	at New York Giants	75,923
Nov. 2	W	44-38 (OT)	Minnesota	51,928
Nov. 9	W	16-7	at Green Bay	47,728
Nov. 17	W	14-6	San Francisco	54,774
Nov. 23	W	41-14	Dallas	55,642
Nov. 30	W	20-17	at St. Louis	35,637
Dec. 7	L	14-24	New York Giants	55,642
Dec. 13	L	30-31	at Denver	75,905
Dec. 21	W	21-14	at Philadelphia	61,816
Playoffs				
Dec. 28	W	19-7	Los Angeles Rams	54,180
Jan. 3	W	27-13	at Chicago	65,341
Jan. 11	L	0-17	at New York Giants	76,891

	Redskins	Opponents
TOTAL FIRST DOWNS	312	316
Rushing	112	103
Passing	177	181
Penalty	23	32
POSSESSION AVG.	29:56	30:04
TOTAL NET YARDS	5,601	5,297
Avg. Per Game	350.1	331.1
Total Plays	1,044	1,046
Avg. Per Play	5.4	5.1
NET YARDS RUSHING	1,732	1,805
Avg. Per Game	108.3	112.8
Total Rushes	474	459
NET YARDS PASSING	3,869	3,492
Avg. Per Game	241.8	218.3
Sacked/Yards Lost	26/240	55/424
Gross Yards	4,109	3,916
Attempts/Completions	542/276	532/302
Completion Pct.	50.9	56.8
Had Intercepted	22	19
PUNT/AVERAGE	75/43.6	95/41.3
NET PUNTING AVG.	36.4	33.8
PENALTIES/YARDS	94/860	115/1026
FUMBLES/LOST	29/10	21/9
TOUCHDOWNS	46	35
Rushing	23	14
Passing	22	21
Returns	1	0

SCORE BY PERIODS	Q1	Q2	Q3	Q4	OT	PTS
REDSKINS	79	101	92	90	6	368
Opponents	82	77	68	69	0	296

SCORING	TD	Ru	Pa	Rt	PAT	FG	S	TP
Rogers	18	18	0	0	0/0	0/0	0	108
Zendejas	0	0	0	0	23/28	9/14	0	50
Bryant	7	4	3	0	0/0	0/0	0	42
Clark	7	0	7	0	0/0	0/0	0	42
REDSKINS	46	23	22	1	38/45	18/32	0	368
Opponents	35	14	21	0	35/35	17/24	0	296

RUSHING	No.	Yards	Avg.	Lg	TD
Rogers	303	1,203	4.0	42	18
Bryant	69	258	3.7	22t	4
Griffin	62	197	3.2	12	0
REDSKINS	474	1,732	3.7	42	23
Opponents	459	1,805	3.9	39	14

PASSING	Att	Comp	Yards	Cmp%	Yards/Att	TD	TD%	Int	Int%	Long	Sack/Lost	Rating
Schroeder	541	276	4,109	51.0	7.6	22	4.1	22	4.1	71	28/240	72.9
REDSKINS	542	276	4,109	50.9	7.6	22	4.1	22	4.1	71	28/240	72.7
Opponents	532	302	3,916	56.8	7.4	21	3.9	19	3.6	76	55/424	78.3

RECEIVING	No.	Yards	Avg.	Lg	TD
Clark	74	1,265	17.1	55	7
Monk	73	1,068	14.6	69	4
Bryant	43	449	10.4	40	3
REDSKINS	276	4,109	14.9	71t	22
Opponents	302	3,916	13.0	76t	21

INTERCEPTIONS	No.	Yards	Avg.	Lg	TD
Green	5	9	1.8	7	0
Jordan	3	46	15.3	20	0
REDSKINS	19	126	6.6	31	0
Opponents	22	186	8.5	35	0

PUNTING	No.	Yards	Avg.	Net	TB	In	Lg	Blk
Cox	75	3,271	43.6	36.4	16	21	58	0
Opponents	95	3,923	41.3	33.8	8	22	55	0

PUNT RETURNS	Ret	FC	Yards	Avg.	Lg	TD
Jenkins	28	11	270	9.6	39	0
REDSKINS	51	20	550	10.8	44	0
Opponents	36	10	220	6.1	24	0

KICKOFF RETURNS	No.	Yards	Avg.	Lg	TD
Jenkins	27	554	20.5	37	0
REDSKINS	60	1,175	19.6	37	0
Opponents	50	1,005	20.1	59	0

FIELD GOALS	1-19	20-29	30-39	40-49	50+
Zendejas	0/0	5/5	2/3	2/4	0/2
Moseley	1/1	3/4	1/2	1/5	0/0
REDSKINS	1/1	8/9	3/5	4/10	2/7
Opponents	0/0	4/5	9/11	3/6	1/2

DEFENSE	T	S	A	TFL	PD	FF	FR
Olkewicz	183	98	67	18	0	1	2
Jordan	173	112	60	1	1	0	0
Milot	134	88	44	2	1	2	1

SACKS: Dexter Manley 18.5, Charles Mann 10.0, Dave Butz 6.0, Steve Hamilton 4.5, Monte Coleman 3.0, Mel Kaufman 3.0, Darryl Grant 2.0, Rich Milot 2.0, Neal Olkewicz 2.0, Angelo Snipes 2.0, Calvin Daniels 1.0, Alvin Walton 1.0

NOTABLE Record (Finish): 12-4 (2nd NFC East)

National Honors: FS Todd Bowles: UPI All-Rookie; WR Gary Clark: Pro Bowl, UPI All-NFC; CB Darrell Green: Pro Bowl, All-NFL, G Russ Grimm: Pro Bowl, All-NFL, UPI All-NFC; T Joe Jacoby: Pro Bowl; DE Dexter Manley: Pro Bowl, AP All-Pro, All-NFL, UPI All-NFC; WR Art Monk: Pro Bowl; QB Jay Schroeder: Pro Bowl; SS Alvin Walton: UPI All-Rookie; K Max Zendejas: UPI All-Rookie

Starters: Offense: WR Art Monk (16), TE Don Warren (16), LT Joe Jacoby (16), LG Russ Grimm (14), C Jeff Bostic (16), RG RC Thieleman (13), RT Mark May (16), TE Clint Didier (11), WR Gary Clark (15), QB Jay Schroeder (16), RB George Rogers (15), RG/LG Raleigh McKenzie (3/2), WR Ricky Sanders (3), WR Derek Holloway (1), TE Anthony Jones (1), HB Terry Orr (1), RB Keith Griffin (1)

Defense: LE Charles Mann (15), LT Dave Butz (16), RT Dean Hamel (8), RE Dexter Manley (16), LLB Mel Kaufman (2), MLB Neal Olkewicz (16), RLB Rich Milot (15), LCB Darrell Green (15), RCB Vernon Dean (8), SS Ken Coffey (9), FS Curtis Jordan (16), RT Darryl Grant (8) LE/RT Steve Hamilton (1/1), LLB Monte Coleman (4), LLB Calvin Daniels (10), LCB/RCB/SS Tim Morrison (1/3/1), RCB Barry Wilburn (5), SS Alvin Walton (4), SS Todd Bowles (2)

YEARLY STATS

1987 (11-4) // COACH JOE GIBBS

Sept. 13	W	34-24	Philadelphia	52,188
Sept. 20	L	20-21	at Atlanta	50,882
Sept. 27		Cancelled	New England	
Oct. 4	W	28-21	St. Louis	27,728
Oct. 11	W	38-12	at New York Giants	9,123
Oct. 19	W	13-7	at Dallas	60,415
Oct. 25	W	17-16	New York Jets	53,497
Nov. 1	W	27-7	at Buffalo	71,640
Nov. 8	L	27-31	at Philadelphia	63,609
Nov. 15	W	20-13	Detroit	53,593
Nov. 23	L	26-30	Los Angeles Rams	53,614
Nov. 29	W	23-19	New York Giants	45,815
Dec. 6	W	34-17	at St. Louis	31,324
Dec. 13	W	24-20	Dallas	54,882
Dec. 20	L	21-23	at Miami	65,715
Dec. 26	W	27-24	at Minnesota	59,160
			Playoffs	
Jan. 10	W	21-17	at Chicago	65,268
Jan. 17	W	17-10	Minnesota	55,212
			Super Bowl XXII - San Diego	
Jan. 31	W	42-10	Denver	73,302

	Redskins	Opponents
TOTAL FIRST DOWNS	301	296
Rushing	119	104
Passing	153	177
Penalty	29	15
POSSESSION AVG.	30:30	29:30
TOTAL NET YARDS	5,597	5,022
Avg. Per Game	373.1	334.8
Total Plays	1,005	1,021
Avg. Per Play	5.6	4.9
NET YARDS RUSHING	2,102	1,679
Avg. Per Game	140.1	111.9
Total Rushes	500	441
NET YARDS PASSING	3,495	3,343
Avg. Per Game	233.0	222.9
Sacked/Yards Lost	27/223	53/424
Gross Yards	3,718	3,767
Attempts/Completions	478/247	527/276
Completion Pct.	51.7	52.4
Had Intercepted	18	23
PUNT/AVERAGE	78/39.1	91/39.2
NET PUNTING AVG.	78/34.1	91/31.4
PENALTIES/YARDS	82/691	97/801
FUMBLES/LOST	26/19 2	2/11
TOUCHDOWNS	47	33
Rushing	18	10
Passing	27	19
Returns	2	4

SCORE BY PERIODS	Q1	Q2	Q3	Q4	OT	PTS
REDSKINS	66	118	108	84	3	379
Opponents	54	68	94	69	0	285

SCORING	TD	Ru	Pa	Rt	PAT	FG	S	TP
Haji-Sheikh	0	0	0	0	29/32	13/19	0	68
Clark	7	0	7	0	0/0	0/0	0	42
REDSKINS	47	18	27	2	43/47	18/29	0	379
Opponents	33	10	19	4	30/33	19/28	0	285

RUSHING	No.	Yards	Avg.	Lg	TD
Rogers	163	613	3.8	29	6
Bryant	77	406	5.3	28	1
REDSKINS	500	2,102	4.2	31	18
Opponents	441	1,679	3.8	45	10

PASSING	Att	Comp	Yards	Cmp%	Yards/Att	TD	TD%	Int	Int%	Long	Sack/Lost	Rating
Schroeder	267	129	1,878	48.3	7.0	12	4.5	10	3.7	84	17/149	71.0
D. Williams	143	81	1,156	56.6	8.1	11	7.7	5	3.5	62	7/53	94.0
REDSKINS	478	247	3,718	51.7	7.8	27	5.6	18	3.8	88	27/223	80.7
Opponents	527	276	3,767	52.4	7.1	19	3.6	23	4.4	59	53/424	69.3

RECEIVING	No.	Yards	Avg.	Lg	TD
Clark	56	1,066	19.0	84t	7
Bryant	43	490	11.4	39	5
REDSKINS	247	3,718	15.1	88	27
Opponents	276	3,767	13.6	59t	19

INTERCEPTIONS	No.	Yards	Avg.	Lg	TD
Wilburn	9	135	15.0	100t	1
Bowles	4	24	6.0	24	0
REDSKINS	23	329	14.3	100t	1
Opponents	18	193	10.7	60t	1

PUNTING	No.	Yards	Avg.	Net	TB	In	Lg	Blk
Cox	63	2,571	40.8	35.0	7	14	77	1
REDSKINS	78	3,053	39.1	34.1	8	19	77	1
Opponents	91	3,569	39.2	31.4	5	11	62	0

PUNT RETURNS	Ret	FC	Yards	Avg.	Lg	TD
Yarber	37	9	273	7.4	33	0
REDSKINS	56	10	615	11.0	73	0
Opponents	37	11	231	6.2	45	0

KICKOFF RETURNS	No.	Yards	Avg.	Lg	TD
Griffin	25	478	19.1	54	0
REDSKINS	59	1,139	19.3	54	0
Opponents	63	1,352	21.5	95t	1

FIELD GOALS	1-19	20-29	30-39	40-49	50+
Haji-Sheikh	0/0	5/5	6/10	2/4	0/0
REDSKINS	1/1	7/7	7/12	3/8	0/1
Opponents	0/0	6/7	5/7	8/11	0/3

DEFENSE	T	S	A	TFL	PD	FF	FR
Walton	148	91	46	11	3	2	1
Bowles	108	70	36	2	4	0	1
Coleman	107	63	34	10	0	1	0

SACKS: Charles Mann 9.5, Dexter Manley 8.5, Steve Martin 5.0, Monte Coleman 4.0, Dave Butz 3.0, Alvin Walton 3.0, Dan Benish 2.0, Joe Cofer 2.0, Darryl Grant 2.0, Mel Kaufman 2.0, Markus Koch 2.0, Neal Olkewicz 2.0, Bobby Curtis 1.0, Steve Hamilton 1.0, Ted Karras 1.0, Rich Milot 1.0, Carlton Rose 1.0, Anthony Sagnella 1.0, Steve Thompson 1.0, Henry Waechter 1.0

NOTABLE Record (Finish): 11-4 (Super Bowl XXII Champions)

Notable Honors: WR Gary Clark: AP All-Pro, All-NFL, Pro Bowl; CB Barry Wilburn: AP All-Pro, All-NFL Team, UPI All-NFC; QB Doug Williams: Super Bowl XXII MVP; DE Charles Mann: Pro Bowl; CB Darrell Green: Pro Bowl

Starters: Offense: WR Art Monk (9), TE Don Warren (12), LT Joe Jacoby (12), LG/C Raleigh McKenzie (10/2), C Russ Grimm (5), RG RC Thieleman (12), RT/LG Ed Simmons (2/1), WR Gary Clark (11), QB Jay Schroeder (10), RB George Rogers (9), WR Ricky Sanders (5), TE Clint Didier (6), C Jeff Bostic (5), RT Mark May (10), QB Doug Williams (2), RB Keith Griffin (2), RB Kelvin Bryant (1), TE Terry Orr (1), TE Ken Whisenhunt (1), TE Joe Caravello (5), WR Clarence Verdin (1), WR Derrick Shepard (1), LG Darrick Brizl (4), RG Phil Petetty (3), TE Craig McEwen (3), LT Mark Carlson (3), RT Willard Scissum (3), C Eric Coyle (3), QB Ed Rubbert (3), WR Anthony Allen (3), TE Glenn Dennison (1), WR Lionel Vital (3), WR Ted Wilson (2)

Defense: LE Charles Mann (12), LT Dave Butz (12), RT Darryl Grant (11), RE Markus Koch (2), LLB Mel Kaufman (11), MLB Rich Milot (5), RLB Monte Coleman (12), LCB Darrell Green (12), RCB Barry Wilburn (12), SS Alvin Walton (12), FS Todd Bowles (12), RE Dexter Manley (10), MLB Neal Olkewicz (6), RT Dean Hamel (1), MLB Kurt Gouveia (1), LE Alec Gibson (3), RT Dan Benish (3), SS Joe Cofer (1), RLB Bobby Curtis (3), SS Steve Gage (1), SS Charles Jackson (1), LT Ted Karras (1), LLB Jon Kimmel (1), FS Skip Lane (3), RE Steve Martin (3), LCB Michael Mitchell (3), LT Tony Sagnella (2), MLB Eric Wilson (3), RCB Dennis Woodbury (3)

YEARLY STATS

1988 (7-9) // COACH JOE GIBBS

Sept. 5	L	20-27	at Giants	76,417
Sept. 11	W	30-29	Pittsburgh	54,083
Sept. 18	W	17-10	Philadelphia	53,920
Sept. 25	L	21-30	at Phoenix	61,973
Oct. 2	L	23-24	Giants	54,601
Oct. 9	W	35-17	at Dallas	63,325
Oct. 16	W	33-17	Phoenix	54,402
Oct. 23	W	20-17	at Green Bay	51,767
Oct. 30	L	17-41	at Houston	48,781
Nov. 6	W	27-24	New Orleans	54,183
Nov. 13	L	14-34	Chicago	52,418
Nov. 21	L	21-37	at San Francisco	59,268
Nov. 27	L	13-17	Cleveland	51,604
Dec. 4	W	20-19	at Philadelphia	65,947
Dec. 11	L	17-24	Dallas	51,526
Dec. 17	L	17-20 (OT)	at Cincinnati	52,157

	Redskins	Opponents
TOTAL FIRST DOWNS	306	293
Rushing	87	112
Passing	202	153
Penalty	17	28
POSSESSION AVG.	30:57	29:03
TOTAL NET YARDS	5,679	5,194
Avg. Per Game	355	324
Total Plays	1,053	982
Avg. Per Play	5.4	5.3
NET YARDS RUSHING	1,543	1,745
Avg. Per Game	96.4	109.1
Total Rushes	437	442
NET YARDS PASSING	4,136	3,439
Avg. Per Game	258.5	214.9
Sacked/Yards Lost	24/203	43/305
Gross Yards	4,339	3,744
Attempts/Completions	592/327	497/261
Completion Pct.	55.2	52.5
Had Intercepted	25	14
PUNT/AVERAGE	67/38.2	79/39.4
NET PUNTING AVG.	29.8	34.2
PENALTIES/YARDS	96/817	91/711
FUMBLES/LOST	34/21	23/8
TOUCHDOWNS		
Rushing	41	46
Passing	8	17
Returns	33	24
	0	5

SCORE BY PERIODS	Q1	Q2	Q3	Q4	OT	PTS
REDSKINS	86	79	89	91	0	345
Opponents	70	125	64	125	3	387

SCORING	TD	Ru	Pa	Rt	PAT	FG	S	TP
Lohmiller	0	0	0	0	40/41	19/26	0	97
Sanders	12	0	12	0	0/0	0/0	0	72
Clark	7	0	7	0	0/0	0/0	0	42
Bryant	6	1	5	0	0/0	0/0	0	36
REDSKINS	41	8	33	0	40/41	19/26	1	345
Opponents	46	17	24	5	43/46	22/36	1	387

RUSHING	No.	Yards	Avg.	Lg	TD
Bryant	108	498	4.6	25	1
Smith	155	470	3.0	29	3
Morris	126	437	3.5	27t	2
REDSKINS	437	1,543	3.5	29	8
Opponents	442	1,745	3.9	50t	17

PASSING	Att	Comp	Yards	Cmp%	Yards/Att	TD	TD%	Int	Int%	Long	Sack/Lost	Rating
Williams	380	213	2,609	56.1	6.9	15	3.9	12	3.2	58	10/88	77.4
Rypien	208	114	1,730	54.8	8.3	18	8.7	13	6.3	60	14/115	85.2
REDSKINS	582	327	4,339	55.2	7.3	33	5.6	25	4.2	60	24/203	79.6
Opponents	497	261	3,744	52.5	7.5	24	4.8	14	2.8	80	43/305	81.6

RECEIVING	No.	Yards	Avg.	Lg	TD
Sanders	73	1,148	15.7	55t	12
Monk	72	946	13.1	46t	5
Clark	59	892	15.1	60t	7
REDSKINS	327	4,339	13.3	60t	33
Opponents	261	3,744	14.3	80t	24

INTERCEPTIONS	No.	Yards	Avg.	Lg	TD
Wilburn	4	24	6.0	14	0
Marshall	3	61	20.3	43	0
Walton	3	54	18.0	29	0
REDSKINS	14	193	13.8	43	0
Opponents	25	271	10.8	40	0

PUNTING	No.	Yards	Avg.	Net	TB	In	Lg	Blk
G. Coleman	39	1,505	38.6	29.2	3	8	53	0
REDSKINS	67	2,562	38.2	29.8	6	10	55	1
Opponents	79	3,116	39.4	34.2	2	21	54	1

PUNT RETURNS	Ret	FC	Yards	Avg.	Lg	TD
Shepherd	12	2	104	8.7	23	0
Allen	10	2	62	6.2	14	0
Green	9	0	103	11.4	32	0
REDSKINS	52	9	377	7.3	34	0
Opponents	39	7	448	11.5	95t	1

KICKOFF RETURNS	No.	Yards	Avg.	Lg	TD
Morris	21	413	19.7	35	0
Sanders	19	362	19.1	31	0
REDSKINS	74	1,355	18.3	44	0
Opponents	61	1,111	18.2	32	0

FIELD GOALS	1-19	20-29	30-39	40-49	50+
Lohmiller	1/1	6/8	5/7	7/10	0/0
Opponents	2/2	6/7	8/11	4/12	2/4

DEFENSE	T	S	A	TFL	PD	FF	FR
Walton	196	116	72	8	6	3	0
Dikewicz	165	90	65	10	0	1	3
Bowles	141	85	55	1	7	2	0

SACKS: Dexter Manley 9.0, Charles Mann 5.5, Darryl Grant 4.0, Ravin Caldwell 4.0, Wilbur Marshall 4.0, Markus Koch 3.0, Monte Coleman 3.0, Dean Hamel 2.0, Neal Dikewicz 2.0, Dave Butz 1.0, Darrell Green 1.0, Mel Kaufman 1.0, Clarence Vaughn 1.0, Alvin Walton 1.0

NOTABLE Record (Finish): 7-9 (3rd NFC East)

National Honors: K Chip Lohmiller: PFWA All Rookie; DE Charles Mann: Pro Bowl; T Mark May: Pro Bowl

Starters: Offense: WR Art Monk (13), TE Don Warren (14), RT/RG Mark May (5/11), RG/LG RC Thielemann (5/3), C Jeff Bostic (11), LG/C Raleigh McKenzie (9/5), LT/RT Joe Jacoby (9/4), WR Ricky Sanders (4), WR Gary Clark (13), QB Doug Williams (10), RB Timmy Smith (8), RT/LT Jim Lachey (7/7), RB Kelvin Bryant (4), LG Russ Grimm (4), QB Mark Rypien (6), RB Jamie Morris (4), HB Craig McEwen (8), TE Anthony Jones (3), TE Terry Orr (3), TE Joe Caravello (6)

Defense: RE/LE Markus Koch (3/3), RT Darryl Grant (16), LT Dave Butz (16), LE Charles Mann (13), RLB Wilber Marshall (16), MLB Neal Dikewicz (16), LLB Monte Coleman (9), LCB Barry Wilburn (10), RCB Darrell Green (15), SS Alvin Walton (16), FS/RCB Todd Bowles (15/1), RE Dexter Manley (13), LLB Ravin Caldwell (1), LCB Brian Davis (6), LLB Mel Kaufman (7), FS Steve Gage (1)

YEARLY STATS

1989 (10-6) // COACH JOE GIBBS

Sept. 11	L	24-27	New York Giants	54,160
Sept. 17	L	37-42	Philadelphia	53,493
Sept. 24	W	30-7	at Dallas	63,200
Oct. 1	W	16-14	at New Orleans	64,358
Oct. 8	W	30-28	Phoenix	53,335
Oct. 15	L	17-20	at New York Giants	76,245
Oct. 22	W	32-28	Tampa Bay	53,862
Oct. 29	L	24-37	at Los Angeles Raiders	52,781
Nov. 5	L	3-13	Dallas	53,187
Nov. 12	W	10-3	at Philadelphia	65,443
Nov. 20	L	10-14	Denver	52,975
Nov. 26	W	38-14	Chicago	50,044
Dec. 3	W	29-10	at Phoenix	36,870
Dec. 10	W	26-21	San Diego	47,693
Dec. 17	W	31-30	at Atlanta	37,501
Dec. 23	W	29-0	at Seattle	60,294

TOTAL FIRST DOWNS		Redskins	Opponents
Rushing		338	274
Passing		101	72
Penalty		217	177
Avg. Per Game		20	25
Avg. Per Play		32:58	27:02
Total Plays		6,253	4,915
Total Rushes		390.8	307.2
Total Passes		1,116	954
Total Penalties		5.6	5.2
Avg. Per Game		1,904	1,344
Total Rushes		119.0	84.0
Total Passes		514	384
Total Penalties		4,349	3,571
Avg. Per Game		271.8	223.2
Sacked/Yards Lost		21/127	40/304
Gross Yards		4,476	3,875
Attempts/Completions		581/337	530/277
Completion Pct.		58.0	52.3
Had Intercepted		17	27
PUNT/AVERAGE		63/42.3	76/40.1
NET PUNTING AVG.		63/33.3	76/34.5
PENALTIES/YARDS		105/881	98/796
FUMBLES/LOST		32/20	24/15
TOUCHDOWNS		42	38
Rushing		14	9
Passing		24	25
Returns		4	4

SCORE BY PERIODS	Q1	Q2	Q3	Q4	OT	PTS
Redskins	80	62	127	97	0	368
Opponents	76	99	47	86	0	308

SCORING	TD	Ru	Pa	Rt	PAT	FG	S	TP
Lohmiller	0	0	0	0	41/41	29/40	0	128
Byner	9	7	2	0	0/0	0/0	0	54
Clark	9	0	9	0	0/0	0/0	0	54
Monk	8	0	8	0	0/0	0/0	0	48
Redskins	42	14	24	4	41/42	29/40	3	386
Opponents	38	9	25	4	38/38	14/23	0	308

RUSHING	No.	Yards	Avg.	Lg	TD
Riggs	201	834	4.1	58	4
Byner	134	580	4.3	24	7
Morris	124	336	2.7	12t	2
Redskins	514	1,904	3.7	58	14
Opponents	384	1,344	3.5	73t	9

PASSING	Att	Comp	Yards	Cmp%	Yards/Att
Rypien	476	280	3,768	58.8	7.9
Williams	93	51	585	54.8	6.3
Redskins	581	337	4,476	58.0	7.7
Opponents	530	277	3,875	52.3	7.3

RECEIVING	No.	Yards	Avg.	Lg	TD
Monk	86	1,166	13.8	60t	8
Sanders	80	1,138	14.2	68	4
Clark	79	1,229	15.6	80t	9
Redskins	337	4,476	13.3	80t	24
Opponents	277	3,875	14.0	72t	25

INTERCEPTIONS	No.	Yards	Avg.	Lg	TD
A. Johnson	4	94	23.5	59t	1
Walton	4	58	14.5	29t	1
B. Davis	4	40	10.0	15	0
Redskins	27	284	10.5	59t	3
Opponents	17	229	13.5	45t	1

PUNTING	No.	Yards	Avg.	Net	TB	In	Lg	Bk
Majsiejenko	62	2,663	43.0	33.3	9	21	74	1
Redskins	63	2,663	42.3	33.3	9	21	74	1
Opponents	76	3,047	40.1	34.5	10	22	59	0

PUNT RETURNS	Ret	FC	Yards	Avg.	Lg	TD
Howard	21	18	200	9.5	38	0
Redskins	26	20	226	8.7	38	0
Opponents	34	5	383	11.3	53	0

KICKOFF RETURNS	No.	Yards	Avg.	Lg	TD
Howard	21	522	24.9	99t	1
Redskins	58	1,176	20.3	99t	1
Opponents	74	1,532	20.7	96t	1

FIELD GOALS	1-19	20-29	30-39	40-49	50+
Lohmiller	2/2	11/11	13/15	3/11	0/1
Opponents	0/0	5/5	5/8	3/7	1/3

DEFENSE	T	S	A	TFL	PD	FF	FR
Walton	137	79	56	2	5	0	1
Bowles	130	75	55	0	2	1	1
Marshall	108	52	48	8	1	1	2

SACKS: Charles Mann 10.0, Dexter Manley 9.0, Monte Coleman 4.0, Wilber Marshall 4.0, Darryl Grant 3.5, Ravin Caldwell 3.5, Fred Stokes 3.0, Markus Koch 2.0, Todd Bowles 1.0

NOTABLE RECORD (Finish): 10-6 (3rd NFC East)

National Honors: T Jim Lachey: AP All-Pro, All-NFL, UPI All-NFC; QB Mark Rypien: Pro Bowl; DE Charles Mann: Pro Bowl; DT Tracy Rucker: PFWA All-Rookie, UPI All-Rookie

Starters: Offense: WR Art Monk (12), TE Don Warren (15), RT Joe Jacoby (10), RG Mark May (9), C Jeff Bostic (16), LG/RG Russ Grimm (8/1), LT Jim Lachey (14), RB Gerald Riggs (7), RB Earnest Byner (13), WR Gary Clark (12), QB Mark Rypien (14), WR Ricky Sanders (12), LG Raleigh McKenzie (8), RG Mark Schlereth (6), LT/RT Ed Simmons (2/6), RB Jamie Morris (3), QB Doug Williams (2) TE Mike Tice (5), TE Terry Orr (1)

Defense: LE Charles Mann (16), LT/RE Markus Koch (6/1), RT Darryl Grant (16), RE Dexter Manley (10), RLB Wilber Marshall (16), MLB Neal Olkewicz (8), LLB Monte Coleman (3), LCB Brian Davis (9), RCB Darrrell Green (7), SS Alvin Walton (12), FS Todd Bowles (16), SS Clarence Vaughn (4), LLB Ravin Caldwell (13), MLB Greg Manusky (7), MLB Kurt Gouveia (1), LT Tracy Rucker (10), RCB Ad Johnson (8), LCB Martin Mayhew (7), RE Fred Stokes (5), RCB Barry Wilburn (1)

PASSING	Att	Comp	Yards	Cmp%	Yards/Att	TD	TD%	Int	Int%	Long	Sack/Lost	Rating
Rypien	476	280	3,768	58.8	7.9	22	4.6	13	2.7	80	16/108	88.1
Williams	93	51	585	54.8	6.3	1	1.1	3	3.2	46	2/10	64.1
Redskins	581	337	4,476	58.0	7.7	24	4.1	17	2.9	80	21/127	84.1
Opponents	530	277	3,875	52.3	7.3	25	4.7	27	5.1	72	40/304	70.6

YEARLY STATS

1990 (10-6) // COACH JOE GIBBS

Sept. 9	W	31-0	Phoenix	52,649
Sept. 16	L	13-26	at San Francisco	64,287
Sept. 23	W	19-15	Dallas	53,804
Sept. 30	W	38-10	at Phoenix	49,303
Oct. 14	L	20-24	New York Giants	54,737
Oct. 21	W	13-7	Philadelphia	53,567
Oct. 28	L	10-21	at New York Giants	75,321
Nov. 4	W	41-38 (OT)	at Detroit	69,326
Nov. 12	L	14-28	at Philadelphia	65,857
Nov. 18	W	31-17	New Orleans	52,573
Nov. 22	L	17-27	at Dallas	60,355
Dec. 2	W	42-20	Miami	53,599
Dec. 9	W	10-9	Chicago	53,920
Dec. 15	W	25-10	at New England	22,286
Dec. 22	L	28-35	at Indianapolis	58,173
Dec. 30	W	29-14	Buffalo	52,397
Playoffs				
Jan. 4	W	20-6	at Philadelphia	65,287
Jan. 12	L	10-28	at San Francisco	65,292

TOTAL FIRST DOWNS		Redskins	Opponents
Rushing		327	267
Passing		117	77
Penalty		193	166
POSSESSION AVG.		32:19	27:41
TOTAL NET YARDS		5,562	4,730
Avg. Per Game		347.6	295.6
Total Plays		1,073	941
Avg. Per Play		5.2	5.0
NET YARDS RUSHING		2,083	1,587
Avg. Per Game		130.2	99.2
Total Rushes		515	382
NET YARDS PASSING		3,479	3,143
Avg. Per Game		217.4	196.4
Sacked/Yards Lost		22/132	45/340
Gross Yards		3,611	3,483
Attempts/Completions		536/301	514/281
Completion Pct.		56.2	54.7
Had Intercepted		22	21
PUNT/AVERAGE		55/37.5	76/43.4
NET PUNTING AVG.		33.4	36.9
PENALTIES/YARDS		102/824	89/712
FUMBLES/LOST		14/6	24/12
TOUCHDOWNS		41	35
Rushing		16	8
Passing		22	21
Returns		3	6

SCORE BY PERIODS		Q1	Q2	Q3	Q4	OT	PTS
REDSKINS		49	108	103	118	3	381
Opponents		37	98	75	91	0	301

SCORING		TD	Ru	Pa	Rt	PAT	FG	S	TP
Lohmiller		0	0	0	0	41/41	30/40	0	131
Clark		8	0	8	0	0/0	0/0	0	48
Byner		7	6	1	0	0/0	0/0	0	42
Riggs		6	6	0	0	0/0	0/0	0	36
REDSKINS		41	16	22	3	41/41	30/40	2	381
Opponents		35	8	21	6	35/35	18/23	1	301

RUSHING		No.	Yards	Avg.	Lg	TD
Byner		297	1,219	4.1	22	6
Riggs		123	475	3.9	20	6
REDSKINS		515	2,083	4	26	16
Opponents		382	1,587	4.2	48t	8

PASSING		Att	Comp	Yards	Cmp%	Yards/Att	TD	TD%	Int	Int%	Long	Sack/Lost	Rating
Rypien		304	166	2,070	54.6	6.8	16	5.3	11	3.6	53	6/33	78.4
Humphries		156	91	1,015	58.3	6.5	3	1.9	10	6.4	44	9/62	57.5
Rutledge		68	40	455	8.8	6.6	2	2.9	1	1.5	40	6/34	82.7
REDSKINS		536	301	3,611	56.2	6.7	22	4.1	22	4.1	53	22/132	73.5
Opponents		514	281	3,483	54.7	6.7	21	4.1	21	4.1	80	45/340	72.5

RECEIVING		No.	Yards	Avg.	Lg	TD
Clark		75	1,112	14.8	53t	8
Monk		68	770	11.3	44	5
REDSKINS		301	3,611	12	53t	22
Opponents		281	3,483	12.4	80t	21

INTERCEPTIONS		No.	Yards	Avg.	Lg	TD
Mayhew		7	20	2.9	15	0
Green		4	20	5.0	18t	1
REDSKINS		21	271	12.9	61t	2
Opponents		22	271	12.3	42t	5

PUNTING		No.	Yards	Avg.	Net	TB	In	Lg	Blk
Stanley		43	1,687	39.2	34.2	0	17	53	1
Goodburn		11	377	34.3	30.4	1	6	48	0
REDSKINS		55	2,064	37.5	33.4	1	23	53	1
Opponents		76	3,290	43.3	36.9	5	21	59	0

PUNT RETURNS		Ret	FC	Yards	Avg.	Lg	TD
Stanley		24	8	176	7.3	32	0
REDSKINS		48	17	388	8.1	32	0
Opponents		30	10	205	6.8	30	0

KICKOFF RETURNS		No.	Yards	Avg.	Lg	TD
Howard		22	427	19.4	35	0
REDSKINS		61	1,113	18.2	37	0
Opponents		58	1,008	17.4	47	0

FIELD GOALS		1-19	20-29	30-39	40-49	50+
Lohmiller		2/2	10/10	12/14	3/6	3/8
Opponents		1/1	6/7	5/5	6/8	0/2

DEFENSE		T	S	A	TFL	PD	FF	FR
Walton		143	74	66	3	2	0	0
Bowles		115	55	60	0	6	1	1
Marshall		107	66	31	10	2	2	2

SACKS: Fred Stokes 7.5, Andre Collins 6.0, Charles Mann 5.5, Wilber Marshall 5.0, Monte Coleman 3.0, Jumpy Geathers 3.0, Tim Johnson 3.0, Tracy Rocker 3.0, Eric Williams 3.0, Markus Koch 2.0, Todd Bowles 1.0, Ravin Caldwell 1.0, Kurt Gouveia 1.0, Darryl Grant 1.0

NOTABLE RECORD (Finish): 10-6 (3rd NFC East)

National Honors: RB Earnest Byner: Pro Bowl. WR Gary Clark: Pro Bowl. CB Darrell Green: Pro Bowl, UPI All-NFC; LT Jim Lachey: Pro Bowl, AP All-Pro, All-NFL, UPI All-NFC

Starters: Offense: WR Art Monk (16), TE Don Warren (15), RT Ed Simmons (11), RG Mark Schlereth (7), C Jeff Bostic (16), LG Russ Grimm (11), LT Jim Lachey (16), WR Ricky Sanders (6), WR Gary Clark (16), QB Mark Rypien (10), RB Earnest Byner (16), RT Joe Jacoby (5), QB Stan Humphries (5), QB Jeff Rutledge (1), RG/LG Raleigh McKenzie (9/3), LG Mark Adickes (1), HB Ron Middleton (5), TE Jimmy Johnson (5), WR Walter Stanley (1)

Defense: LE Charles Mann (15), LT Tracy Rocker (7), RT/LT Darryl Grant (14/1), RE Markus Koch (13), RLB Wilber Marshall (15), MLB Greg Manusky (8), LLB Andre Collins (16), LCB Martin Mayhew (15), RCB Darrell Green (16), SS Alvin Walton (16), FS Todd Bowles (13), FS Terry Hoage (3), LCB Brad Edwards (1), CB Alvoid Mays (1), RT/RE Tim Johnson (1/1), LE/RE Fred Stokes (1/2), LT Eric Williams (8), RT James Geathers (1), MLB Kurt Gouveia (7)

YEARLY STATS

1991 (14-2) // COACH JOE GIBBS

Sept. 1	W	45-0	Detroit	52,958
Sept. 9	W	33-31	at Dallas	63,025
Sept. 15	W	34-0	Phoenix	54,662
Sept. 22	W	34-27	at Cincinnati	52,038
Sept. 30	W	23-0	Philadelphia	55,198
Oct. 6	W	20-7	at Chicago	64,941
Oct. 13	W	42-17	Cleveland	54,715
Oct. 27	W	17-13	at New York Giants	76,627
Nov. 3	W	16-13 (OT)	Houston	55,096
Nov. 10	W	56-17	Atlanta	52,461
Nov. 17	W	41-14	at Pittsburgh	56,813
Nov. 24	L	21-24	Dallas	55,561
Dec. 1	W	27-6	at Los Angeles Rams	55,027
Dec. 8	W	20-14	at Phoenix	48,373
Dec. 15	W	34-17	New York Giants	54,722
Dec. 22	L	22-24	at Philadelphia	58,988
Playoffs				
Jan. 4	W	24-7	Atlanta	55,181
Jan. 12	W	41-10	Detroit	55,585
Jan. 26	W	37-24	Super Bowl XXVI - Minneapolis Buffalo	63,130

	Redskins	Opponents
TOTAL FIRST DOWNS	302	242
Rushing	107	72
Passing	179	151
Penalty	16	19
POSSESSION AVG.	31:51	28:09
TOTAL NET YARDS	0/0	4,293
Avg. Per Game	358.8	268.3
Total Plays	996	947
Avg. Per Play	5.8	4.5
NET YARDS RUSHING	2,049	1,346
Avg. Per Game	128.1	84.1
Total Rushes	540	348
NET YARDS PASSING	3,692	2,947
Avg. Per Game	230.8	184.2
Sacked/Yards Lost	9/79	50/345
Gross Yards	3,771	3,292
Attempts/Completions	447/261	549/292
Completion Pct.	58.4	53.2
Had Intercepted	11	27
PUNT/AVERAGE	55/37.6	85/41.7
NET PUNTING AVG.	33.1	33.4
PENALTIES/YARDS	90/798	94/767
FUMBLES/LOST	26/12	22/14
TOUCHDOWNS	56	26
Rushing	21	11
Passing	30	13
Returns	5	2

SCORE BY PERIODS	Q1	Q2	Q3	Q4	OT	PTS
REDSKINS	83	150	101	148	3	485
Opponents	54	57	55	58	0	224

SCORING	TD	Ru	Pa	Rt	PAT	FG	S	TP
Lohmiller	0	0	0	0	56/56	31/43	0	149
Riggs	11	11	0	0	0/0	0/0	0	66
Clark	10	0	10	0	0/0	0/0	0	60
REDSKINS	56	21	30	5	56/56	31/43	0	485
Opponents	26	11	13	2	26/26	14/18	0	224

RUSHING	No.	Yards	Avg.	Lg	TD
Byner	274	1,048	3.8	32	5
Erwins	145	680	4.7	65t	3
Riggs	78	248	3.2	32	11
REDSKINS	540	2,049	3.8	65t	21
Opponents	348	1,346	3.9	75t	11

PASSING	Att	Comp	Yards	Cmp%	Yards/Att	TD	TD%	Int	Int%	Long	Sack/Lost	Rating
Rypien	421	249	3,564	59.1	8.4	28	6.7	11	2.6	82	7/59	97.9
REDSKINS	447	261	3,771	58.4	8.4	30	6.7	11	2.5	82	9/79	98.0
Opponents	549	292	3,292	53.2	6.0	13	2.4	27	4.9	75	50/345	58.8

RECEIVING	No.	Yards	Avg.	Lg	TD
Monk	71	1,049	14.8	64t	8
Clark	70	1,340	19.1	82t	10
REDSKINS	261	3,771	14.4	82t	30
Opponents	292	3,292	11.3	75t	13

INTERCEPTIONS	No.	Yards	Avg.	Lg	TD
Marshall	5	75	15.0	54t	1
Green	5	47	9.4	24	0
REDSKINS	27	279	10.3	54t	3
Opponents	11	109	9.9	74t	1

PUNTING	No.	Yards	Avg.	Net	TB	In	Lg	Blk
Goodburn	52	2,070	39.8	33.1	3	16	61	3
REDSKINS	55	2,070	37.6	33.1	3	16	61	3
Opponents	85	3,548	41.8	33.4	5	13	58	0

PUNT RETURNS	Ret	FC	Yards	Avg.	Lg	TD
Mitchell	45	21	600	13.3	69t	2
REDSKINS	46	21	610	13.3	69t	2
Opponents	31	7	190	6.1	20	0

KICKOFF RETURNS	No.	Yards	Avg.	Lg	TD
Mitchell	29	593	20.1	35	0
REDSKINS	49	926	18.9	46	0
Opponents	66	1,153	17.5	39	0

FIELD GOALS	1-19	20-29	30-39	40-49	50+
Lohmiller	0/0	9/9	10/12	10/17	2/5
Opponents	0/0	5/5	5/7	3/3	1/3

DEFENSE	T	S	A	TFL	PD	FF	FR
A. Collins	151	87	60	4	6	1	0
Marshall	135	73	51	11	7	4	2
Edwards	135	70	65	0	9	1	0

SACKS: Charles Mann 11.5, Fred Stokes 6.5, Wilber Marshall 5.5, Jumpy Geathers 4.5, Bobby Wilson 4.5, Monte Coleman 3.5, Tim Johnson 3.5, Andre Collins 3.0, Eric Williams 3.0, Jason Buck 1.5, A.J. Johnson 1.0, Sidney Johnson 1.0, Markus Koch 1.0

NOTABLE Record (Finish): 14-2 (Super Bowl XXVI Champion)

National Honors: Coach Joe Gibbs: The Sporting News Coach of the Year; RB Earnest Byner: Pro Bowl; WR Gary Clark: Pro Bowl, UPI All-NFC; RB Ricky Ervins: PFWA All-Rookie; CB Darrell Green: Pro Bowl, PFWA All-Pro, AP All-Pro, All-NFL, UPI All-NFC; LT Jim Lachey: Pro Bowl, PFWA All-Pro, AP All-Pro, All-NFL, UPI All-NFC; K Chip Lohmiller: Pro Bowl, UPI All-NFC; DE Charles Mann: Pro Bowl; LB Wilber Marshall: UPI All-NFC; G Raleigh McKenzie: UPI All-NFC; QB Mark Rypien: Super Bowl XXVI MVP, Pro Bowl, Football News NFC Player of the Year, UPI NFC Offensive Player of the Year, UPI All-NFC; G Mark Schlereth: Pro Bowl

Starters: Defense: WR Gary Clark (16), HB Terry Orr (6), WR Ricky Sanders (7), LT Jim Lachey (15), LT Russ Grimm (1), LG Raleigh McKenzie (14), C Jeff Bostic (16), RG Mark Schlereth (16), LG/RT Joe Jacoby (2/14), RT Ed Simmons (2), TE Ron Middleton (12), TE Don Warren (7), WR Art Monk (16), QB Mark Rypien (16), RB Earnest Byner (16)

Defense: LE Charles Mann (15), LE Jason Buck (1), LT Eric Williams (15), LT Bobby Wilson (1), RT Tim Johnson (16), RE Markus Koch (5), RE Fred Stokes (11), LLB Wilber Marshall (16), MLB Matt Millen (14), MLB Kurt Gouveia (1), MLB Monte Coleman (1), RLB Andre Collins (16), LCB Martin Mayhew (16), RCB Darrell Green (16), SS Alvin Walton (2), SS Danny Copeland (14), FS Brad Edwards (16)

YEARLY STATS

1992 (9-7) // COACH JOE GIBBS

Sept. 7	L	10-23	at Dallas	63,538	
Sept. 13	W	24-17	Atlanta	54,343	
Sept. 20	W	13-10	Detroit	55,818	
Oct. 4	L	24-27	at Phoenix	34,488	
Oct. 12	W	34-3	Denver	56,371	
Oct. 18	W	16-12	Philadelphia	56,380	
Oct. 25	W	15-13	at Minnesota	59,098	
Nov. 1	L	7-24	New York Giants	53,647	
Nov. 8	W	16-3	at Seattle	53,616	
Nov. 15	L	15-35	at Kansas City	75,238	
Nov. 23	L	3-20	at New Orleans	68,591	
Nov. 29	W	41-3	Phoenix	53,541	
Dec. 6	W	28-10	at New York Giants	62,988	
Dec. 13	W	20-17	Dallas	56,437	
Dec. 20	L	13-17	at Philadelphia	65,841	
Dec. 26	L	20-21	Los Angeles Raiders	53,032	
				Playoffs	
Jan. 2	W	24-7	at Minnesota	57,353	
Jan. 9	L	13-20	at San Francisco	64,991	

TOTAL FIRST DOWNS		Redskins	Opponents						
Rushing		276	249						
Passing		104	89						
Penalty		160	138						
POSSESSION AVG.		31:04	28:56						
TOTAL NET YARDS		4,890	4,438						
Avg. Per Game		305.6	277.4						
Total Plays		991	911						
Avg. Per Play		4.9	4.9						
NET YARDS RUSHING		1,727	1,696						
Avg. Per Game		107.9	106.0						
Total Rushes		483	406						
NET YARDS PASSING		3,163	2,742						
Avg. Per Game		197.7	171.4						
Sacked/Yards Lost		23/176	39/279						
Gross Yards		3,339	3,021						
Attempts/Completions		485/272	466/258						
Completion Pct.		56.1	55.4						
Had Intercepted		17	23						
PUNT/AVERAGE		65/39.3	73/42.8						
NET PUNTING AVG.		32.7	37.2						
PENALTIES/YARDS		84/741	85/709						
FUMBLES/LOST		18/7	23/11						
TOUCHDOWNS		30	30						
Rushing		10	11						
Passing		15	15						
Returns		5	4						
SCORE BY PERIODS		Q1	Q2	Q3	Q4	OT	PTS		
REDSKINS		79	92	63	66	0	300		
Opponents		32	103	40	80	0	255		
SCORING		TD	Ru	Pa	Rt	PAT	FG	S	TP
Lohmiller		0	0	0	0	30/30	30/40	0	120
Byner		7	6	1	0	0/0	0/0	0	42
Clark		5	0	5	0	0/0	0/0	0	30
REDSKINS		30	10	15	5	30/30	30/40	0	300
Opponents		30	11	15	4	29/30	14/21	2	255
RUSHING		No.	Yards	Avg.	Lg	TD			
Byner		262	998	3.8	23	6			
Ervins		151	495	3.3	25	2			
Mitchell		6	70	11.7	33	0			
REDSKINS		483	1,727	3.6	33	10			
Opponents		406	1,696	4.2	36	11			

PASSING		Att	Comp	Yards	Cmp%	Yards/Att	TD	Int	Int%	Long	Sack/Lost	Rating	
Rypien		479	269	3,282	56.2	6.8	13	2.7	17	3.5	62	23/176	71.7
REDSKINS		485	272	3,339	56.1	6.8	15	3.1	17	3.5	62	23/176	71.7
Opponents		466	258	3,021	55.4	6.4	15	3.2	23	4.9	89	39/279	65.4

RECEIVING		No.	Yards	Avg.	Lg	TD
Clark		64	912	14.3	47	5
Sanders		51	707	13.9	62t	3
Monk		46	644	14.0	49t	3
REDSKINS		272	3,339	12.3	62t	15
Opponents		258	3,021	11.7	89t	15

INTERCEPTIONS		No.	Yards	Avg.	Lg	TD
Goodburn		6	157	26.2	53t	1
Mayhew		3	58	19.3	33	0
Gouveia		3	43	14.3	28	0
REDSKINS		23	495	21.1	65	2
Opponents		17	318	18.7	49	2

PUNTING		No.	Yards	Avg.	Net	TB	In	Lg	Blk
Goodburn		64	2,555	39.9	32.7	5	17	66	1
REDSKINS		65	2,555	39.3	32.7	5	17	66	1
Opponents		73	3,128	42.8	37.2	3	18	58	0

PUNT RETURNS		Ret	FC	Yards	Avg.	Lg	TD
Mitchell		29	9	271	9.3	84t	1
REDSKINS		37	12	355	9.6	84t	2
Opponents		27	13	332	12.3	79t	1

KICKOFF RETURNS		No.	Yards	Avg.	Lg	TD
Mitchell		23	492	21.4	47	0
REDSKINS		48	973	20.3	47	0
Opponents		54	1,074	19.9	99t	1

FIELD GOALS		1-19	20-29	30-39	40-49	50+
Lohmiller		2/2	9/9	9/15	8/12	2/2
Opponents		1/1	5/7	2/3	5/8	1/2

DEFENSE		T	S	A	TFL	PD	FF	FR
Gouveia		169	90	75	4	3	3	0
Edwards		168	81	86	1	8	1	0
Marshall		138	90	39	9	15	3	2

SACKS: Tim Johnson 6.0, Wilber Marshall 6.0, Jumpy Geathers 5.0, Charles Mann 4.5, Fred Stokes 3.5, Jason Buck 3.0, Monte Coleman 3.0, Andre Collins 2.0, Bobby Wilson 2.0, Shane Collins 1.0, Danny Copeland 1.0, Kurt Gouveia 1.0, Alvoid Mays 1.0

NOTABLE Record (Finish): 9-7 (3rd NFC East)

National Honors: LB Wilber Marshall: PFWA All-Pro, AP All-Pro, All-NFL, UPI All-NFC, Pro Bowl; FS Brad Edwards: UPI All-NFC

Starters: Offense: WR Gary Clark (14), WR Ricky Sanders (5), TE Ron Middleton (12), TE Don Warren (10), HB Terry Orr (7), WR Art Monk (14), TE James Jenkins (1), WR Desmond Howard (1), LT Jim Lachey (10), LT Moe Elewonibi (4), LT/RT Ed Simmons (1/10), LT/LG/C Raleigh McKenzie (1/5/10), LG/RT Joe Jacoby (4/5), LG/RT Ray Brown (7/1), C Jeff Bostic (4), C Matt Elliott (2), RG Mark Schlereth (16), QB Mark Rypien (16), RB Ernest Byner (16)

Defense: LE Charles Mann (16), LT Bobby Wilson (5), LT Eric Williams (6), LT Jason Buck (5), RT Tim Johnson (16), RE Fred Stokes (10), RE Shane Collins (6), LLB Wilber Marshall (16), MLB Kurt Gouveia (14), MLB John Brantley (2), RLB Andre Collins (14), RLB Tony Barker (2), LCB Martin Mayhew (10), LCB Alvoid Mays (2), LCB Todd Bowles (1), LCB/RCB AJ Johnson (3/8), RCB Darrell Green (7), SS Danny Copeland (13), SS Todd Bowles (3), FS Brad Edwards (16)

YEARLY STATS

1993 [4-12] // COACH RICHIE PETITBON

Sept. 6	W	35-16	Dallas	56,345
Sept. 12	L	10-17	Phoenix	53,525
Sept. 19	L	31-34	at Philadelphia	65,435
Oct. 4	L	10-17	at Miami	68,568
Oct. 10	L	7-41	New York Giants	53,715
Oct. 17	L	6-36	at Phoenix	48,143
Nov. 1	L	10-24	at Buffalo	79,106
Nov. 7	W	30-24	Indianapolis	50,523
Nov. 14	L	6-20	at New York Giants	76,606
Nov. 21	L	6-10	at Los Angeles Rams	45,546
Nov. 28	L	14-17	Philadelphia	46,663
Dec. 5	W	23-17	at Tampa Bay	49,035
Dec. 11	L	0-3	New York Jets	47,970
Dec. 19	W	30-17	Atlanta	50,192
Dec. 26	L	3-38	at Dallas	64,497
Dec. 31	L	9-14	Minnesota	42,836

	Redskins	Opponents
TOTAL FIRST DOWNS	255	304
Rushing	92	127
Passing	143	157
Penalty	20	20
POSSESSION AVG.	27:58	32:02
TOTAL NET YARDS	4,273	5,499
Avg. Per Game	267.1	343.6
Total Plays	969	1,027
Avg. Per Play	4.4	5.4
NET YARDS RUSHING	1,728	2,112
Avg. Per Game	107.9	131.9
Total Rushes	396	513
NET YARDS PASSING	2,545	3,387
Avg. Per Game	159.1	211.6
Sacked/Yards Lost	40/219	31/197
Gross Yards	2,764	3,584
Attempts/Completions	533/287	483/291
Completion Pct.	53.8	60.2
Had Intercepted	21	17
PUNT/AVERAGE	83/43.9	73/41.1
NET PUNTING AVG.	37.4	36.6
PENALTIES/YARDS	90/597	100/782
FUMBLES/LOST	24/10	25/14
TOUCHDOWNS		
Rushing	11	14
Passing	11	24
Returns	4	4

SCORE BY PERIODS	Q1	Q2	Q3	Q4	OT	PTS
REDSKINS	23	77	59	71	0	230
Opponents	61	92	69	103	0	345

SCORING	TD	Ru	Pa	Rt	PAT	FG	S	TP
Lohmiller	0	0	0	0	24/26	16/28	0	72
Sanders	4	0	4	0	0/0	0/0	0	24
Brooks	3	3	0	0	0/0	0/0	0	18
McGee	3	0	3	0	0/0	0/0	0	18
Mitchell	3	3	0	0	0/0	0/0	0	18
Rypien	3	3	0	0	0/0	0/0	0	18
REDSKINS	26	11	11	4	24/26	16/28	1	230
Opponents	42	14	24	4	40/42	17/22	1	345

RUSHING	No.	Yards	Avg.	Lg	TD
Brooks	233	1,063	4.6	85t	3
Mitchell	63	246	3.9	29t	3
Erwins	50	201	4.0	18	0
REDSKINS	396	1,728	4.4	85t	11
Opponents	513	2,112	4.1	35	14

PASSING	Att	Comp	Yards	Cmp%	Yards/Att	TD	TD%	Int	Int%	Long	Sack/Lost	Rating
Rypien	319	166	1,514	52.0	4.7	4	1.3	10	3.1	43	16/87	56.3
Gannon	125	74	704	59.2	5.6	3	2.4	7	5.6	54	16/87	59.6
Conklin	87	46	496	52.9	5.7	4	4.6	3	3.4	34	8/45	70.9
REDSKINS	533	287	2,764	53.8	5.1	11	2.1	21	3.9	54	40/219	59.0
Opponents	483	291	3,583	60.2	7.4	24	5.0	17	3.5	80	31/197	85.1

RECEIVING	No.	Yards	Avg.	Lg	TD
Sanders	58	638	11.0	50	4
Monk	41	398	9.7	29	2
McGee	39	500	12.8	54	3
REDSKINS	287	2,764	9.6	54	11
Opponents	291	3,584	12.3	80t	24

INTERCEPTIONS	No.	Yards	Avg.	Lg	TD
Carter	6	54	9.0	29	0
Green	4	10	2.5	6	0
REDSKINS	17	241	14.2	69t	2
Opponents	21	209	10.0	30	2

PUNTING	No.	Yards	Avg.	Net	TB	In	Lg	Blk
Roby	78	3,447	44.2	37.2	10	25	60	0
REDSKINS	83	3,644	43.9	37.4	10	28	60	0
Opponents	73	2,995	41.0	36.6	4	20	65	0

PUNT RETURNS	Ret	FC	Yards	Avg.	Lg	TD
Mitchell	29	7	193	6.7	48	0
REDSKINS	35	8	245	7.0	48	0
Opponents	34	23	343	10.1	62t	2

KICKOFF RETURNS	No.	Yards	Avg.	Lg	TD
Mitchell	33	678	20.5	68	0
Howard	21	405	19.3	33	0
REDSKINS	59	1,166	19.8	68	0
Opponents	36	722	20.1	43	0

FIELD GOALS	1-19	20-29	30-39	40-49	50+
Lohmiller	2/2	4/4	8/12	1/4	1/6
Opponents	0/0	6/7	4/5	6/7	1/3

DEFENSE	T	S	A	TFL	PD	FF	FR
Gouveia	174	83	88	3	5	2	0
Edwards	150	89	61	0	2	0	1
Copeland	129	64	63	2	3	0	0

SACKS: Monte Coleman 6.0, Andre Collins 6.0, Sterling Palmer 4.5, Tim Johnson 4.0, Al Noga 4.0, Bobby Wilson 2.0, Kurt Gouveia 1.5, Carl Banks 1.0, Jeff Faulkner 1.0, Charles Mann 1.0

NOTABLE Record (Finish): 4-12 (5th NFC East)

National Honors: RB Reggie Brooks: PFWA All-Rookie

Starters: Offense: WR Tim McGee [12], WR Art Monk [5], LT Mo Elewonibi [15], LT Joe Jacoby [1], LG/RT Ray Brown [11/3], LG/C/RG Raleigh McKenzie [3/6/6], LG/RG Vernice Smith [2/1], C Jeff Bostic [10], RG Mark Schlereth [8], RT Ed Simmons [13], TE Ron Middleton [16], TE James Jenkins [4], WR Ricky Sanders [11], WR Desmond Howard [5], QB Mark Rypien [10], QB Cary Conklin [2], QB Rich Gannon [4], RB/HB Earnest Byner [2/1], RB Brian Mitchell [4], HB Frank Wycheck [6], RB Reggie Brooks [11]

Defense: LE Charles Mann [11], LE/LT/RE Jason Buck [1/1/1], LE Al Noga [4], LT Eric Williams [4], LT/RT Bobby Wilson [8/1], LT Jeff Faulkner [3], RT Tim Johnson [15], RE Shane Collins [5], RE Sterling Palmer [10], LLB Carl Banks [15], LLB/RLB Monte Coleman [1/3], MLB Kurt Gouveia [16], RLB Andre Collins [13], LCB AJ Johnson [3], LCB Tom Carter [11], LCB Al-void Mays [2], RCB Darrell Green [16], SS Danny Copeland [14], SS Todd Bowles [2], FS Brad Edwards [16]

YEARLY STATS

1994 (3-13) // COACH NORV TURNER

Sept. 4	L	7-28	Seattle	52,930
Sept. 11	W	38-24	at New Orleans	58,049
Sept. 18	L	23-31	at New York Giants	77,298
Sept. 25	L	20-27	Atlanta	53,238
Oct. 2	L	7-34	Dallas	55,394
Oct. 9	L	17-21	at Philadelphia	63,947
Oct. 16	L	16-19 (OT)	Arizona	50,019
Oct. 23	W	41-27	at Indianapolis	57,879
Oct. 30	L	29-31	Philadelphia	53,530
Nov. 6	L	22-37	San Francisco	54,335
Nov. 20	L	7-31	at Dallas	64,644
Nov. 27	L	19-21	New York Giants	43,384
Dec. 4	L	21-26	at Tampa Bay	45,121
Dec. 11	L	15-17	at Arizona	53,790
Dec. 18	L	14-17	Tampa Bay	47,315
Dec. 24	W	24-21	at Los Angeles Rams	25,705

TOTAL FIRST DOWNS	269	331
Rushing	79	129
Passing	166	182
Penalty	24	20
POSSESSION AVG.	26:55	33:05
TOTAL NET YARDS	4,793	5,609
Avg. Per Game	299.6	350.6
Total Plays	974	1,080
Avg. Per Play	4.9	5.2
NET YARDS RUSHING	1,415	1,975
Avg. Per Game	88.4	123.4
Total Rushes	407	556
NET YARDS PASSING	3,378	3,634
Avg. Per Game	211.1	227.1
Sacked/Yards Lost	21/146	28/165
Gross Yards	3,524	3,799
Attempts/Completions	546/271	496/300
Completion Pct.	49.6	60.5
Had Intercepted	27	17
PUNT/AVERAGE	82/44.4	87/40.3
NET PUNTING AVG.	36.1	33.0
PENALTIES/YARDS	88/730	98/839
FUMBLES/LOST	21/13	21/6
TOUCHDOWNS	37	52
Rushing	5	24
Passing	25	22
Returns	7	6

SCORE BY PERIODS	Q1	Q2	Q3	Q4	OT	PTS
Redskins	44	137	62	77	0	320
Opponents	95	128	81	105	3	412

SCORING	TD	Ru	Pa	Rt	PAT	FG	S	TP
Lohmiller	0	0	0	0	30/32	20/28	0	90
Ellard	6	0	6	0	0/0	0/0	0	36
Howard	5	0	5	0	0/0	0/0	0	32
Ervins	4	3	1	0	0/0	0/0	0	24
Jenkins	4	0	4	0	0/0	0/0	0	24
Redskins	37	5	25	7	30/32	20/28	1	320
Opponents	52	24	22	6	47/47	17/28	0	412

RUSHING	No.	Yards	Avg.	Lg	TD
Ervins	185	650	3.5	49	3
Mitchell	78	311	4.0	33	0
Brooks	100	297	3.0	15	2
Redskins	407	1,415	3.5	49	5
Opponents	556	1,975	3.6	38	24

PASSING	Att	Comp	Yards	Cmp%	Yards/Att	TD	TD%	Int	Int%	Long	Sack/Lost	Rating
Shuler	265	120	1,658	45.3	6.2	10	3.8	12	4.5	81	12/83	59.6
Friesz	180	105	1,266	58.3	7.0	10	5.6	9	5.0	73	6/45	77.7
Frerotte	100	46	600	46.0	6.0	5	5.0	5	5.0	51	3/18	61.3
Redskins	546	271	3,534	49.6	6.4	25	4.6	27	4.9	81	21/146	65.0
Opponents	496	300	3,799	60.5	7.6	22	4.4	17	3.4	85	28/165	84.9

RECEIVING	No.	Yards	Avg.	Lg	TD
Ellard	74	1,387	18.9	73t	6
Ervins	51	293	5.7	21	1
Howard	40	727	18.2	81t	5
Redskins	271	3,524	13.0	81t	25
Opponents	300	3,799	12.7	85t	22

INTERCEPTIONS	No.	Yards	Avg.	Lg	TD
A. Collins	4	150	37.5	92	0
Carter	3	58	19.3	40	0
Bayless	3	38	12.7	19	0
Green	3	32	10.7	27t	1
Redskins	17	326	19.2	92t	3
Opponents	27	482	17.9	73t	4

PUNTING	No.	Yards	Avg.	Net	TB	In	Lg	Blk
Roby	82	3,639	44.4	36.1	12	21	65	0
Opponents	87	3,506	40.3	33.0	9	27	59	0

PUNT RETURNS	Ret	FC	Yards	Avg.	Lg	TD
Mitchell	32	24	452	14.1	78t	2
Opponents	45	11	441	9.8	83t	1

KICKOFF RETURNS	No.	Yards	Avg.	Lg	TD
Mitchell	58	1,478	25.5	86	0
Redskins	71	1,685	23.7	86	0
Opponents	62	1,389	22.4	96t	1

FIELD GOALS	1-19	20-29	30-39	40-49	50+
Lohmiller	0/0	9/11	5/6	5/8	1/3
Opponents	0/0	7/7	6/9	2/8	2/4

DEFENSE	T	S	A	TFL	PD	FF	FR
A. Collins	171	99	65	7	5	2	1
Stowe	157	80	73	4	0	1	0
Harvey	130	74	47	9	3	4	1

SACKS: Ken Harvey 13.5, Tony Woods 4.5, Bobby Wilson 2.5, Leonard Marshall 2.0, Andre Collins 1.5, Tim Johnson 1.0, Dexter Nottage 1.0, Sterling Palmer 1.0, Monte Coleman 0.5, Lamont Hollinquest 0.5

NOTABLE Record (Finish): 3-13 (5th NFC East)

National Honors: P Reggie Roby: First Team AP, Pro Bowl; KR Brian Mitchell: Second Team AP; LB Ken Harvey: Second Team AP, Pro Bowl

Starters: Offense: WR Desmond Howard (15), LT Jim Lachey (13), LG/LT Ray Brown (14/2), C/RG/LG Raleigh McKenzie (4/10/2), RB Mark Schlereth (4), RT Ed Simmons (16), TE Ethan Horton (15), TE James Jenkins (3), QB John Friesz (4), QB Heath Shuler (8), QB Gus Frerotte (4), RB Reggie Brooks (5), RB Ricky Ervins (10), RB/FB Brian Mitchell (1/6), FB Cedric Smith (8), FB Frank Wycheck (1)

Defense: LE Tony Woods (15), LT Bobby Wilson (9), LT/RT Lamar Mills (1/3), LT Leonard Marshall (3), LT Marc Boutte (3), RE Sterling Palmer (16), LLB Ken Harvey (16), MLB Tyrone Stowe (15), MLB Kurt Gouveia (1), RLB Andre Collins (16), LCB Tom Carter (16), RCB Darrell Green (16), SS Martin Bayless (15), Keith Taylor (1), FS Darryl Morrison (16)

YEARLY STATS

1995 (6-10) // COACH NORV TURNER

Sept. 3	W	27-7	Arizona	52,731
Sept. 10	L	8-20	Oakland	54,548
Sept. 17	L	31-38	at Denver	71,930
Sept. 24	L	6-14	at Tampa Bay	49,234
Oct. 1	W	27-23	Dallas	55,489
Oct. 8	L	34-37 (OT)	at Philadelphia	65,498
Oct. 15	L	20-24	at Arizona	42,370
Oct. 22	W	36-30 (OT)	Detroit	52,332
Oct. 29	L	15-24	New York Giants	53,310
Nov. 5	L	3-24	at Kansas City	77,821
Nov. 19	L	20-27	Seattle	51,298
Nov. 26	L	7-14	Philadelphia	50,539
Dec. 3	W	24-17	at Dallas	64,866
Dec. 10	L	13-20	at New York Giants	48,247
Dec. 17	W	35-23	at St. Louis	63,760
Dec. 24	W	20-17	Carolina	42,903

	Redskins	Opponents
TOTAL FIRST DOWNS	297	323
Rushing	105	127
Passing	169	182
Penalty	23	14
POSSESSION AVG.	28:42	31:18
TOTAL NET YARDS	5,184	5,400
Avg. Per Game	324.0	337.5
Total Plays	1,026	1,059
Avg. Per Play	5.1	5.1
NET YARDS RUSHING	1,956	2,132
Avg. Per Game	122.3	133.3
Total Rushes	469	483
NET YARDS PASSING	3,228	3,268
Avg. Per Game	201.8	204.3
Sacked/Yards Lost	36/268	30/135
Gross Yards	3,496	3,403
Attempts/Completions	521/285	546/338
Completion Pct.	50.9	61.9
Had Intercepted	20	16
PUNT/AVERAGE	74/42.4	72/41.4
NET PUNTING AVG.	37.7	35.1
PENALTIES/YARDS	78/563	100/780
FUMBLES/LOST	24/10	31/18
TOUCHDOWNS	35	42
Rushing	15	18
Passing	16	20
Returns	4	4

SCORE BY PERIODS	Q1	Q2	Q3	Q4	OT	PTS
REDSKINS	59	90	85	86	6	328
Opponents	65	126	48	117	3	359

SCORING	TD	Ru	Pa	Rt	PAT	FG	S	TP
Murray	0	0	0	0	33/33	27/36	0	114
Allen	11	10	1	0	0/0	0/0	0	66
REDSKINS	35	15	16	4	33/33	27/36	1	326
Opponents	42	18	20	4	39/40	22/27	0	359

RUSHING	No.	Yards	Avg.	Lg	TD
Allen	338	1,309	3.9	28	10
Mitchell	46	301	6.5	36t	1
REDSKINS	469	1,956	4.2	58t	15
Opponents	483	2,132	4.4	55t	18

PASSING	Att	Comp	Yards	Cmp%	Yards/Att	TD	TD%	Int	Int%	Long	Sack/Lost	Rating
Frerotte	396	199	2,751	50.3	6.9	13	3.3	13	3.3	73	23/192	70.2
Shuler	125	66	745	52.8	5.9	3	2.4	7	5.6	44	13/76	55.6
REDSKINS	521	265	3,496	50.9	6.7	16	3.1	20	3.8	73	36/268	66.7
Opponents	546	338	3,403	61.9	6.2	20	3.7	16	2.9	59	30/135	79.6

RECEIVING	No.	Yards	Avg.	Lg	TD
Ellard	56	1,005	17.9	58	5
Mitchell	38	324	8.5	22t	1
Westbrook	34	522	15.4	45	1
REDSKINS	265	3,496	13.2	73t	16
Opponents	338	3,403	10.1	59t	20

INTERCEPTIONS	No.	Yards	Avg.	Lg	TD
Carter	4	116	29.0	51t	1
Green	3	42	14.0	22	1
Richard	3	24	8.0	24	0
REDSKINS	16	250	15.6	51t	2
Opponents	20	338	16.9	75t	3

PUNTING	No.	Yards	Avg.	Net	TB	In	Lg	Blk
Turk	74	3,140	42.4	37.7	9	29	60	0
Opponents	72	2,984	41.4	35.1	7	25	60	1

PUNT RETURNS	Ret	FC	Yards	Avg.	Lg	TD
Mitchell	25	15	315	12.6	59t	1
REDSKINS	26	15	315	12.1	59t	1
Opponents	26	13	173	6.7	35	0

KICKOFF RETURNS	No.	Yards	Avg.	Lg	TD
Mitchell	55	1,408	25.6	58	0
REDSKINS	68	1,646	23.9	59	0
Opponents	70	1,434	20.5	91t	1

FIELD GOALS	1-19	20-29	30-39	40-49	50+
Murray	1/1	9/9	10/13	6/11	1/2
REDSKINS	1/1	9/9	10/13	6/11	1/2
Opponents	1/1	5/5	10/10	6/7	0/4

DEFENSE	T	S	A	TFL	PD	FF	FR
Patton	103	54	4	161	2	4	1
Stephens	77	75	4	153	4	2	1
Harvey	78	38	16	132	5	3	2

SACKS: Ken Harvey 7.5, Sterling Palmer 4.5, Tim Johnson 3.0, Rich Owens 3.0, Marc Boutte 2.0, William Gaines 2.0, Marcus Patton 2.0, Tony Woods 2.0, Mike Flores 1.0, Keith Taylor 1.0, Scott Turner 1.0

NOTABLE RECORD (Finish): 6-10 (3rd NFC East)

National Honors: KR Brian Mitchell: Pro Bowl, First Team AP, College & Pro Football Weekly, PFWA, Second Team Football Digest, The Sporting News, USA Today, Second Team Football News; LB Ken Harvey: Pro Bowl, First Team Sports Illustrated, USA Today, Second Team AP, Football Digest, Football News, UPI All-NFC; RB Terry Allen: Second Team UPI All-NFC

Starters: Offense: WR Michael Westbrook (9), WR Leslie Shepherd (4), WR Olanda Truitt (2), LT Jim Lachey (3), LT Joe Patton (13), LG Ray Brown (16), C John Gesek (12), C Vernice Smith (2), C Cory Rayment (2), RG Tré Johnson (9), G John Gesek (4), G Vernice Smith (3), RT Ed Simmons (16), TE Scott Galbraith (16), TE James Jenkins (4), TE Jamie Asher (2), TE Coleman Bell (1), WR Henry Ellard (15), WR Tydus Winans (1), QB Gus Frerotte (11), QB Heath Shuler (5), RB Terry Allen (16), FB Marc Logan (10), FB Brian Mitchell (1)

Defense: LE Tony Woods (16), LT Marc Boutte (16), RT William Gaines (11), RT Tim Johnson (5), RE Sterling Palmer (13), RE Rich Owens (3), LLB Ken Harvey (16), MLB Rod Stephens (16), RLB Marcus Patton (16), LCB Tom Carter (16), RCB Darrell Green (16), SS James Washington (12), SS Keith Taylor (4), FS Stanley Richard (16)

YEARLY STATS

1996 (9-7) // COACH NORV TURNER

Sept. 1	L	14-17	Philadelphia	53,415
Sept. 8	W	10-3	Chicago	52,711
Sept. 15	W	31-10	at New York Giants	71,693
Sept. 22	W	17-10	at St. Louis	62,303
Sept. 29	W	31-16	New York Jets	52,068
Oct. 13	W	27-22	at New England	59,638
Oct. 20	W	31-21	New York Giants	52,638
Oct. 27	W	31-16	Indianapolis	54,254
Nov. 3	L	13-38	at Buffalo	78,002
Nov. 10	L	34-37 (OT)	Arizona	51,929
Nov. 17	W	26-21	at Philadelphia	66,834
Nov. 24	L	16-19 (OT)	San Francisco	54,235
Nov. 28	L	10-21	at Dallas	64,955
Dec. 8	L	10-24	at Tampa Bay	44,733
Dec. 15	L	26-27	at Arizona	34,260
Dec. 22	W	37-10	Dallas	65,454

TOTAL FIRST DOWNS

Rushing	106	146
Passing	174	191
Penalty	27	21

POSSESSION AVG.

Redskins	27:32	32:28
Opponents	5,229	5,723
Avg. Per Game	326.8	357.7
Total Plays	960	1,114
Avg. Per Play	5.4	5.1

NET YARDS RUSHING

Avg. Per Game	1,910	2,275
Total Rushes	119.4	142.2
Gross Yards	467	520

NET YARDS PASSING

Avg. Per Game	3,319	3,655
Sacked/Yards Lost	207.4	215.5
22/134	34/207	
Gross Yards	3,453	3,655
Attempts/Completions	471/270	560/325
Completion Pct.	57.3	58.0
Had Intercepted	11	21

PUNT/AVERAGE

Redskins	77/45.1	68/44.0
Opponents	38.9	38.4

NET PUNTING AVG.

Redskins	95/740	102/867
Opponents	21/7	27/9

TOUCHDOWNS

Rushing	41	33
Passing	27	20
Returns	12	20
	2	1

SCORE BY PERIODS

	Q1	Q2	Q3	Q4	OT	PTS
Redskins	56	123	97	88	0	364
Opponents	39	110	68	89	6	312

SCORING

	TD	Ru	Pa	Rt	PAT	FG	S	TP
Allen	21	21	0	0	0/0	0/0	0	126
Blanton	0	0	0	0	40/40	26/32	0	118
Shepherd	5	2	3	0	0/0	0/0	0	30
Asher	4	0	4	0	0/0	0/0	0	24
Redskins	41	27	12	2	40/40	26/32	0	364
Opponents	33	20	12	1	31/31	27/38	0	312

RUSHING

	No.	Yards	Avg.	Lg	TD
Allen	347	1,353	3.9	49t	21
Mitchell	39	193	4.9	32	0
Davis	23	139	6.0	39t	2
Redskins	467	1,910	4.1	49t	27
Opponents	520	2,275	4.4	57	20

PASSING

	Att	Comp	Yards	Cmp%	Yards/Att	TD	TD%	Int	Int%	Long	Sack/Lost	Rating
Frerotte	470	270	3,453	57.4	7.3	12	2.6	11	2.3	52	22/134	79.3
Redskins	471	270	3,453	57.3	7.3	12	2.5	11	2.3	52	22/134	79.2
Opponents	560	235	3,655	58.0	6.5	12	2.1	21	3.8	64	34/207	69.2

RECEIVING	No.	Yards	Avg.	Lg	TD
Ellard	52	1,014	19.5	51	2
Asher	42	481	11.5	34	4
Westbrook	34	505	14.9	45	1
Redskins	270	3,453	12.8	52t	12
Opponents	325	3,655	11.2	64t	12

INTERCEPTIONS	No.	Yards	Avg.	Lg	TD
Carter	5	24	4.8	24	0
Green	3	84	28.0	68t	1
Richard	3	47	15.7	42	0
Redskins	21	214	10.2	68t	1
Opponents	11	154	14.0	40t	0

PUNTING	No.	Yards	Avg.	Net	TB	In	Lg	Blk
Turk	75	3,386	45.1	39.2	11	25	63	0
Redskins	77	3,470	45.1	38.9	12	25	63	0
Opponents	68	2,990	44.0	36.4	13	15	72	0

PUNT RETURNS	Ret	FC	Yards	Avg.	Lg	TD
Mitchell	23	16	258	11.2	71	0
Opponents	35	5	235	6.7	28	0

KICKOFF RETURNS	No.	Yards	Avg.	Lg	TD
Mitchell	56	1,258	22.5	50	0
Redskins	65	1,401	21.6	50	0
Opponents	76	1,610	21.2	63	0

FIELD GOALS	1-19	20-29	30-39	40-49	50+
Blanton	2/2	13/13	7/7	2/7	2/3
Opponents	3/3	9/9	10/14	4/10	1/2

DEFENSE	T	S	A	TFL	PD	FF	FR
M. Patton	181	99	76	6	6	2	1
Stephens	167	87	71	9	6	0	1
Harvey	123	75	39	9	2	1	2

SACKS: Rich Owens 11.0, Ken Harvey 9.0, Dexter Nottage 5.0, Sean Gilbert 3.0, Marcus Patton 2.0, Rod Stephens 1.0, Tony Woods 1.0, Sterling Palmer 1.0, Brian Walker 1.0

NOTABLE

Record (Finish): 6-10 (3rd NFC East)

National Honors: RB Terry Allen: Pro Bowl, UPI All NFC, AP All-Pro; G Bob Dahl: UPI All-NFC; QB Gus Frerotte: Pro Bowl; CB Darrell Green: Pro Bowl; LB Ken Harvey: Pro Bowl, UPI All-NFC; P Matt Turk: Pro Bowl, AP All-Pro, College & Pro Football Newsweekly, Football Digest All-Pro, Football News All-NFC, UPI All-NFC

Starters: Offense: WR Henry Ellard (16), LT/LG/RG Joe Patton (15/1/1); LT Shar Pourdanesh (3); LG Tré Johnson (15); C Jeff Uhlenhake (11); C Cory Raymer (5); RG Bob Dahl (15); TE Jamie Asher (12); TE Scott Galbraith (6); TE James Jenkins (6); WR Leslie Shepherd (6); WR Michael Westbrook (6); WR Bill Brooks (2); QB Gus Frerotte (16); RB Terry Allen (16); FB Marc Logan (9); FB Brian Mitchell (1)

Defense: LE Tony Woods (7); LE Sterling Palmer (6); LE Dexter Nottage (3); LT Marc Boutte (10); LT William Gaines (6); RT Sean Gilbert (16); RE Rich Owens (16); LLB Ken Harvey (16); MLB Rod Stephens (15); MLB Partridge Alexander (1); RLB Marcus Patton (16); LCB Tom Carter (16); RCB Darrell Green (16); SS/FS Darryl Morrison (11/1); Brian Walker (4); Darryl Pounds (1); FS Stanley Richard (15)

YEARLY STATS

1997 [8-7-1] // COACH NORV TURNER

Aug. 31	W	24-10	at Carolina	72,633
Sept. 7	L	13-14	at Pittsburgh	58,059
Sept. 14	W	19-13 [OT]	Arizona	78,270
Sept. 28	W	24-13	Jacksonville	74,421
Oct. 5	L	10-24	at Philadelphia	67,008
Oct. 13	W	21-16	Dallas	76,159
Oct. 19	L	14-28	at Tennessee	31,042
Oct. 26	L	17-20	Baltimore	75,067
Nov. 2	W	31-8	at Chicago	53,032
Nov. 9	W	30-7	Detroit	75,261
Nov. 16	L	14-17	at Dallas	75,261
Nov. 23	T	7-7 [OT]	New York Giants	75,703
Nov. 30	L	20-23	St. Louis	74,772
Dec. 7	W	38-28	at Arizona	41,537
Dec. 13	L	10-30	at New York Giants	77,571
Dec. 21	W	35-32	Philadelphia	75,939

	Redskins	Opponents
TOTAL FIRST DOWNS	300	292
Rushing	86	129
Passing	192	149
Penalty	22	14
POSSESSION AVG.	29:27	30:33
TOTAL NET YARDS	4,998	5,030
Avg. Per Game	312.4	314.4
Total Plays	1,033	1,058
Avg. Per Play	4.8	4.8
NET YARDS RUSHING	1,615	2,212
Avg. Per Game	100.9	138.8
Total Rushes	453	508
NET YARDS PASSING	3,383	2,818
Avg. Per Game	211.4	176.1
Sacked/Yards Lost	33/198	37/280
Gross Yards	3,581	3,098
Attempts/Completions	547/282	513/267
Completion Pct.	51.7	52.0
Had Intercepted	20	16
PUNT/AVERAGE	85/44.6	95/42.5
NET PUNTING AVG.	39.2	35.3
PENALTIES/YARDS	78/639	96/849
FUMBLES/LOST	21/7	36/14
TOUCHDOWNS	40	32
Rushing	12	15
Passing	22	14
Returns	6	3

SCORE BY PERIODS	Q1	Q2	Q3	Q4	OT	PTS
REDSKINS	62	101	80	78	6	327
Opponents	64	74	53	98	0	289

SCORING	TD	Ru	Pa	Rt	PAT	FG	S	TP
Blanton	0	0	0	0	34/34	16/24	0	82
Allen	5	4	1	0	0/0	0/0	0	30
Shepherd	5	0	5	0	0/0	0/0	0	30
REDSKINS	40	12	22	6	39/39	16/24	0	327
Opponents	32	15	14	3	28/28	21/25	0	289

RUSHING	No.	Yards	Avg.	Lg	TD
Allen	210	724	3.4	34	4
Davis	141	567	4.0	18	3
Mitchell	23	107	4.7	26	1
REDSKINS	453	1,615	3.6	34	12
Opponents	508	2,212	4.4	51t	15

PASSING	Att	Comp	Yards	Cmp%	Yards/Att	TD	TD%	Int	Int%	Long	Sack/Lost	Rating
Frerotte	402	204	2,682	50.7	6.6	17	4.2	12	3.0	52	23/146	73.8
Hostetler	144	79	899	54.9	6.2	5	3.5	10	6.9	69	10/52	58.5
REDSKINS	547	283	3,581	51.7	6.5	22	4.0	22	4.0	69	33/198	69.1
Opponents	513	267	3,098	52.0	6.0	14	2.7	16	3.1	52	37/280	66.7

RECEIVING	No.	Yards	Avg.	Lg	TD
Asher	49	474	9.7	24	1
Mitchell	36	438	12.2	69	1
Westbrook	34	559	16.4	40t	3
Bowie	34	388	11.4	39t	2
REDSKINS	283	3,581	12.7	69	22
Opponents	267	3,098	11.6	52	14

INTERCEPTIONS	No.	Yards	Avg.	Lg	TD
Dishman	4	47	11.8	29t	1
Richard	4	28	7.0	23	0
REDSKINS	16	222	13.9	83t	3
Opponents	22	262	11.9	35t	1

PUNTING	No.	Yards	Avg.	Net	TB	In	Lg	Blk
Turk	84	3,788	45.1	39.2	11	32	62	1
Opponents	95	4,038	42.5	35.3	12	33	59	0

PUNT RETURNS	Ret	FC	Yards	Avg.	Lg	TD
Mitchell	38	23	442	11.6	63t	1
Opponents	33	18	237	7.2	37	0

KICKOFF RETURNS	No.	Yards	Avg.	Lg	TD
Mitchell	47	1,094	23.3	97t	1
REDSKINS	59	1,283	21.7	97t	1
Opponents	67	1,515	22.6	57	0

FIELD GOALS	1-19	20-29	30-39	40-49	50+
Blanton	2/2	4/4	5/6	4/8	1/4
Opponents	1/1	6/6	7/8	6/8	1/2

DEFENSE	T	S	A	TFL	PD	FF	FR
Richard	181	125	55	1	12	0	1
Patton	175	129	43	3	4	4	1
Campbell	162	110	47	5	11	1	1

SACKS: Ken Harvey 9.5, Marvcur Patton 4.0, Chris Mims 4.0, Greg Jones 4.0, Rich Owens 3.5, Jamal Duff 2.0, Derek Smith 2.0, Marc Boutte 2.0, Darryl Pounds 2.0, Chris Zorich 1.0, Cris Dishman 1.0, Kenard Lang 1.0, Team 1.0

NOTABLE Record (Finish): 8-7-1 [2nd NFC East]

National Honors: CB Cris Dishman: Pro Bowl; CB Darrell Green: Pro Bowl, College & Pro Football Weekly All-Pro; LB Ken Harvey: Pro Bowl; P Matt Turk: Pro Bowl, Sports Illustrated All-Pro, Pro Football Weekly All-NFC, The Sporting News All-Pro, Football News All-NFC, Football Digest All-NFL Second Team, USA Today All-Pro; LB Derek M. Smith: Football News All-Rookie

Starters: Offense: WR Michael Westbrook [9], WR Albert Connell [1], LT/RT Shar Pourdanesh [10/4], LT/LG Joe Patton [6/10], LG/RG Tré Johnson [6/5], C Jeff Uhlenhake [13], C Cory Raymer [3], RG Bob Dahl [8], RG Brad Badger [1], RT Ed Simmons [12], TE Jamie Asher [13], TE James Jenkins [5], TE Darryl Ashmore [2], WR Leslie Shepherd [9], WR Henry Ellard [11], QB Gus Frerotte [13], QB Jeff Hostetler [3], RB Terry Allen [10], RB Stephen Davis [6] FB Larry Bowie [12], FB Marc Logan [1], FB Brian Mitchell [1]

Defense: LE Kenard Lang [11], LE Jamal Duff [5], LT Chris Mims [7], LT Ryan Kuehl [5], LT/RT William Gaines [4/2], RT Marc Boutte [14], RE Rich Owens [15], RE Kelvin Kinney [1], LLB Ken Harvey [14], LLB Greg Jones [3], MLB Marvcur Patton [16], RLB Derek Smith [16], LCB Cris Dishman [15], RCB Darrell Green [16], SS Jesse Campbell [16], FS Stanley Richard [16]

YEARLY STATS

1998 (6-10) // COACH NORV TURNER

Sept. 6	L	24-31	at New York Giants	76,629
Sept. 14	L	10-45	San Francisco	76,798
Sept. 20	L	14-24	at Seattle	63,336
Sept. 27	L	16-38	Denver	71,880
Oct. 4	L	10-31	Dallas	72,284
Oct. 11	L	12-17	at Philadelphia	66,183
Oct. 18	L	7-41	at Minnesota	64,004
Nov. 1	W	21-14	New York Giants	67,976
Nov. 8	L	27-29	at Arizona	43,159
Nov. 15	W	28-3	Philadelphia	67,704
Nov. 22	L	42-45	Arizona	66,435
Nov. 29	W	29-19	at Oakland	41,409
Dec. 6	W	24-20	San Diego	65,713
Dec. 13	W	28-25	at Carolina	46,940
Dec. 19	W	20-16	Tampa Bay	66,309
Dec. 27	L	7-23	at Dallas	63,565

TOTAL FIRST DOWNS		Redskins	Opponents
Rushing		295	303
Passing		84	127
Penalty		186	152
3rd Down: Made/Att		25	24
3rd Down: Pct.		68/215	88/231
4th Down: Made/Att		31.6	38.1
4th Down: Pct.		5/15	6/15
POSSSESSION AVG.		33.3	40.0
TOTAL NET YARDS		28:34	31:26
Avg. Per Game		5,010	5,354
Total Plays		313.1	334.6
Avg. Per Play		1,027	1,057
NET YARDS RUSHING		4.9	5.1
Avg. Per Game		1,685	2,436
Total Rushes		105.3	152.3
NET YARDS PASSING		401	531
Avg. Per Game		3,325	2,918
Sacked/Yards Lost		207.8	182.4
Gross Yards		61/399	33/194
Attempts/Completions		53.8	57.0
Completion Pct.		565/304	493/281
Had Intercepted		14	13

PUNT/AVERAGE		Redskins	Opponents
NET PUNTING AVG.		97/43.5	92/43.1
PENALTIES/YARDS		38.9	35.2
FUMBLES/LOST		112/975	95/824
TOUCHDOWNS		27/15	17/8
Rushing		40	50
Passing		15	24
Returns		24	21
		1	5

SCORE BY PERIODS						
	Q1	Q2	Q3	Q4	OT	PTS
Redskins	94	80	57	88	0	319
Opponents	92	133	93	103	0	421

SCORING								
	TD	Ru	Pa	Rt	PAT	FG	S	TP
Blanchard	0	0	0	0	30/31	11/17	0	63
Shepherd	9	1	8	0	0/0	0/0	0	56
Hicks	8	8	0	0	0/0	0/0	0	48
REDSKINS	40	15	24	1	36/37	13/23	1	319
Opponents	50	24	21	5	46/46	23/28	1	421

RUSHING					
	No.	Yards	Avg.	Lg	TD
Allen	148	700	4.7	45	2
Hicks	122	433	3.5	28	8
REDSKINS	401	1,685	4.2	45	15
Opponents	531	2,436	4.6	55	24

PASSING						
	Att	Comp	Yards	Cmp%	Yards/Att	TD
T. Green	509	278	3,441	54.6	6.8	23
Frerotte	54	25	382	46.3	5.2	1
REDSKINS	565	304	3,724	53.8	6.6	24
Opponents	493	281	3,112	57.0	6.3	21

RECEIVING					
	No.	Yards	Avg.	Lg	TD
Westbrook	44	736	16.7	75t	6
Mitchell	44	306	7.0	24	0
Shepherd	43	712	16.6	43t	8
REDSKINS	304	3,724	122.3	75t	24
Opponents	281	3,112	11.1	63	21

INTERCEPTIONS					
	No.	Yards	Avg.	Lg	TD
L. Evans	3	77	25.7	54	0
D. Green	3	36	12.0	36	0
REDSKINS	13	190	14.6	54	0
Opponents	14	169	12.1	55t	2

PUNTING								
	No.	Yards	Avg.	Net	TB	In	Lg	Blk
Turk	93	4,103	44.1	39.0	9	33	69	1
REDSKINS	97	4,216	43.5	38.9	9	34	69	1
Opponents	92	3,966	43.1	35.2	11	20	64	0

PUNT RETURNS						
	Ret	FC	Yards	Avg.	Lg	TD
Mitchell	44	18	506	11.5	47	0
Opponents	32	16	261	8.2	40	0

KICKOFF RETURNS					
	No.	Yards	Avg.	Lg	TD
Mitchell	59	1,337	22.7	101t	1
REDSKINS	70	1,512	21.6	101t	1
Opponents	61	1,569	25.7	90t	2

FIELD GOALS					
	1-19	20-29	30-39	40-49	50+
Blanchard	0/0	2/2	6/8	2/5	1/2
REDSKINS	0/0	2/2	7/10	3/9	1/2
Opponents	1/1	10/11	5/6	7/9	0/1

DEFENSE							
	T	S	A	TFL	PD	FF	FR
Patton	192	134	55	3	6	1	1
Smith	157	103	49	5	3	1	1
Evans	114	74	37	3	6	0	1

SACKS: Dan Wilkinson 7.5, Kenard Lang 7.0, Marvcur Patton 3.0, Jamal Duff 3.0, N.D. Kalu 3.0, Marc Boutte 2.0, Ken Harvey 2.0, Dana Stubblefield 1.5, Greg Jones 1.0, Kelvin Kinney 1.0, Derek Smith 1.0, Leomont Evans 1.0

NOTABLE Record (Finish): 6-10 (4th NFC East)

National Honors: P Matt Turk: Pro Bowl, AP Second Team, Sports Illustrated All-Pro, Pro Football Weekly All-NFC, Football News All-NFC, Football Digest All-NFL Second Team

Starters: Offense: WR Michael Westbrook (10), WR Albert Connell (5), LT/LG/RG Brad Badger (10/5/1) LT/RT Shar Pourdanesh (1/14), LG Tré Johnson (10), C Cory Raymer (16), RG/RT/LG Joe Patton (4/5/1), RG Rod Milstead (11), RT/LT Shar Pourdanesh (14/1), RT Troy Drake (20), TE Jamie Asher (7), TE Stephen Alexander (5), TE James Jenkins (4), WR Leslie Shepherd (16), QB Trent Green (14), QB Gus Frerotte (2), RB Terry Allen (9), RB Skip Hicks (5), FB/RB Stephen Davis (11/1), FB Larry Bowie (4), FB Mike Sellers (1)

Defense: LE Kenard Lang (16), LT Dan Wilkinson (16), RT Dana Stubblefield (7), RT Doug Brown (8), RT Marc Boutte (1), RE Kelvin Kinney (12), RE Jamal Duff (3), Ndukwue Kalu (1), LLB Ken Harvey (9), LLB Greg Jones (5), LLB Shawn Barber (1), MLB Marvcur Patton (16), RLB Derrek Smith (16), LCB Cris Dishman (16), RCB Darrell Green (16), SS Jesse Campbell (3), SS/FS Leomont Evans (12/1), SS/FS Stanley Richard (14/1), FS Darryl Pounds (2)

PASSING												
	Att	Comp	Yards	Cmp%	Yards/Att	TD	TD%	Int	Int%	Long	Sack/Lost	Rating
T. Green	509	278	3,441	54.6	6.8	23	4.5	11	2.2	75	49/338	81.8
Frerotte	54	25	382	46.3	5.2	1	1.9	3	5.6	22	12/61	45.5
REDSKINS	565	304	3,724	53.8	6.6	24	4.2	14	2.5	75	61/399	78.2
Opponents	493	281	3,112	57.0	6.3	21	4.3	13	2.6	63	33/194	79.1

YEARLY STATS

1999 (10-6) // COACH NORV TURNER

Sept. 12	L	35-41	Dallas	79,237
Sept. 19	W	50-21	at New York Giants	77,622
Sept. 26	W	27-20	at New York Jets	78,161
Oct. 3	W	38-36	Carolina	76,831
Oct. 17	W	24-10	at Arizona	55,893
Oct. 24	L	20-38	at Dallas	64,377
Oct. 31	W	48-22	Chicago	77,621
Nov. 7	L	17-34	Buffalo	78,721
Nov. 14	L	28-35	at Philadelphia	66,591
Nov. 21	W	23-13	New York Giants	78,641
Nov. 28	W	20-17	Philadelphia	74,741
Dec. 5	L	17-33	at Detroit	77,693
Dec. 12	W	28-3	Arizona	75,851
Dec. 19	L	21-24	at Indianapolis	57,013
Dec. 26	W	26-20	at San Francisco	68,329
Jan. 2	W	21-10	Miami	78,106
Playoffs				
Jan. 8	W	27-13	Detroit	79,411
Jan. 15	L	13-14	at Tampa Bay	65,835

TOTAL FIRST DOWNS		Redskins	Opponents
Rushing		338	322
Passing		121	107
Penalty		183	193
3rd Down: Made/Att		34	22
3rd Down Pct.		77/203	91/232
4th Down: Made/Att		37.9	39.2
4th Down Pct.		9/18	11/21
		50.0	52.4

POSSESSION AVG.		Redskins	Opponents
Total Plays		29:33	30:27
Avg. Per Game		5,965	5,705
Total Plays		372.8	356.6
Avg. Per Play		1,031	1,068
		5.8	5.3

NET YARDS RUSHING		Redskins	Opponents
Avg. Per Game		2,039	1,973
Avg. Per Attempt		127.4	123.3
Total Rushes		4.4	4.5
		463	439

NET YARDS PASSING		Redskins	Opponents
Avg. Per Game		3,926	3,732
Avg. Per Play		245.4	233.3
Sacked/Yards Lost		6.91	5.93
Gross Yards		31/186	40/221
Attempts/Completions		4,112	3,953
Completion Pct.		537/324	589/328
Had Intercepted		60.3	55.7
		14	24

PUNT/AVERAGE		Redskins	Opponents
NET PUNTING AVG.		71/41.2	74/42.7
PENALTIES/YARDS		34.2	37.1
FUMBLES/LOST		104/808	102/1137
TOUCHDOWNS		31/11	22/13
Rushing		54	43
Passing		23	16
Returns		26	23
		5	4

SCORE BY PERIODS		Q1	Q2	Q3	Q4	OT	PTS
REDSKINS		82	162	100	90	9	443
Opponents		78	89	63	141	6	377

SCORING		TD	Ru	Pa	Rt	PAT	FG	S	TP
Conway		0	0	0	0	49/50	22/32	0	115
Davis		17	17	0	0	0/0	0/0	0	104
Westbrook		9	0	9	0	0/0	0/0	0	56
REDSKINS		54	23	26	0	49/50	22/32	0	443
Opponents		43	16	23	4	38/38	25/30	0	377

RUSHING		No.	Yards	Avg.	Lg	TD
Davis		290	1,405	4.8	76t	17
Hicks		78	257	3.3	24	3
REDSKINS		463	2,039	4.4	76	23
Opponents		439	1,973	4.5	60	16

PASSING		Att	Comp	Yards	Cmp%	Yards/Att	TD	TD%	Int	Int%	Long	Sack/Lost	Rating
B. Johnson		519	316	4,005	60.9	7.7	24	4.6	13	2.5	65	29/177	90.0
Peete		17	8	107	47.1	6.3	2	11.8	1	5.9	30	2/9	82.2
REDSKINS		537	324	4,112	60.3	7.7	26	4.8	14	2.6	65	31/186	89.5
Opponents		589	328	3,953	55.7	6.7	23	3.9	24	4.1	76	40/221	72.5

RECEIVING		No.	Yards	Avg.	Lg	TD
Centers		69	544	7.9	33t	3
Westbrook		65	1,191	18.3	65t	9
Connell		62	1,132	18.3	62t	7
REDSKINS		324	4,112	12.7	65t	26
Opponents		328	3,953	12.1	76	23

INTERCEPTIONS		No.	Yards	Avg.	Lg	TD
Stevens		6	61	10.2	25	0
Bailey		5	5.5	11.0	59t	1
REDSKINS		24	375	15.6	88	3
Opponents		14	129	9.2	29	2

PUNTING		No.	Yards	Avg.	Net	TB	In	Lg	Blk
Turk		62	2,564	41.4	35.6	10	16	57	0
Hansen		9	362	40.2	24.7	1	1	49	0
REDSKINS		71	2,926	41.2	34.2	11	17	57	0
Opponents		71	3,158	42.7	37.1	4	20	62	0

PUNT RETURNS		Ret	FC	Yards	Avg.	Lg	TD
Mitchell		40	14	332	8.3	33	0
REDSKINS		41	14	332	8.1	33	0
Opponents		27	11	278	10.3	70	2

KICKOFF RETURNS		No.	Yards	Avg.	Lg	TD
Mitchell		43	893	20.8	45	0
REDSKINS		63	1,290	20.5	95t	1
Opponents		77	1,772	23.0	89t	1

FIELD GOALS		1-19	20-29	30-39	40-49	50+
Conway		0/0	7/9	6/7	6/7	3/9
REDSKINS		0/0	7/9	6/7	6/7	3/9
Opponents		0/0	6/6	8/9	9/12	2/3

DEFENSE		T	S	A	TFL	PD	FF	FR
Shade		166	119	43	4	10	0	1
D. Smith		127	83	33	11	7	0	1
Evans		99	55	43	0	7	0	1

SACKS: Dan Wilkinson 8.0, Marco Coleman 6.5, Kenard Lang 6.0, N.D. Kalu 3.5, Anthony Cook 3.0, Dana Stubblefield 3.0, Mark McMillian LG 1.5, Sam Shade 1.5, Champ Bailey 1.0, Shawn Barber 1.0, Marc Boutte 1.0, Darryl Pounds 1.0, Derek Smith 1.0, Matt Stevens 1.0, James Francis 0.5, Greg Jones 0.5

NOTABLE Record (Finish): 10-6 (1st NFC East)

National Honors: FB Larry Centers (16), LT Andy Heck (16), RT Jon Jansen (16), QB Brad Johnson (16), RG Tre Johnson (16), C Cory Rayment (16), WR Michael Westbrook (16), TE Stephen Alexander (15), WR Albert Connell (15), RB Stephen Davis (14), LG Keith Sims (11), LG Brad Badger (5), RB Skip Hicks (2), WR Irving Fryar (1), FB/TE Mike Sellers (1)

Starters: Offense: FB Larry Centers (16), LT Andy Heck (16), RT Jon Jansen (16), QB Brad Johnson (16), RG Tre Johnson (16), C Cory Rayment (16), WR Michael Westbrook (16), TE Stephen Alexander (15), WR Albert Connell (15), RB Stephen Davis (14), LG Keith Sims (11), LG Brad Badger (5), RB Skip Hicks (2), WR Irving Fryar (1), FB/TE Mike Sellers (1)

Defense: LCB Champ Bailey (16), RLB Shawn Barber (16), RE Marco Coleman (16), RCB Darrell Green (16), SS Sam Shade (15), MLB Derek Smith, RT Dana Stubblefield (16), LT Dan Wilkinson (16), FS Leomont Evans (15), LLB Greg Jones (15), LE Kenard Lang (9), LE Anthony Cook (7), LLB James Francis (1), FS Matt Stevens (1)

YEARLY STATS

2000 (8-8) // COACHES NORV TURNER (13) AND TERRY ROBISKIE (3)

Sept. 3	W	20-17	Carolina	80,257
Sept. 10	L	10-15	at Detroit	74,159
Sept. 18	L	21-27	Dallas	84,431
Sept. 24	W	16-6	at New York Giants	78,216
Oct. 1	W	20-17 (OT)	Tampa Bay	83,532
Oct. 8	W	17-14	at Philadelphia	65,491
Oct. 15	W	10-3	Baltimore	83,252
Oct. 22	W	35-16	at Jacksonville	69,061
Oct. 30	L	21-27	Tennessee	83,472
Nov. 5	L	15-16	at Arizona	44,723
Nov. 20	W	33-20	at St. Louis	66,087
Nov. 26	L	20-23	Philadelphia	83,284
Dec. 3	L	7-9	New York Giants	83,485
Dec. 10	L	13-32	at Dallas	63,467
Dec. 16	L	3-24	at Pittsburgh	58,183
Dec. 24	W	20-3	Arizona	65,711

TOTAL FIRST DOWNS		Redskins	Opponents
Rushing		308	254
Passing		98	97
Penalty		185	134
3rd Down: Made/Att		25	23
3rd Down Pct.		84/213	72/205
4th Down: Made/Att		39.4	35.1
4th Down Pct.		4/10	4/10
		40.0	40.0

POSSESSION AVG.		Redskins	Opponents
TOTAL NET YARDS		31:27	28:33
Avg. Per Game		5,396	4,474
Total Plays		337.3	279.6
Avg. Per Play		1,038	937

NET YARDS RUSHING		Redskins	Opponents
Avg. Per Game		5.2	4.8
Total Rushes		1,748	1,853
Attempts/Completions		109.3	115.8
Completion Pct.		446	430

NET YARDS PASSING		Redskins	Opponents
Avg. Per Game		3,648	2,621
Sacked/Yards Lost		228.0	163.8
Gross Yards		32/244	45/283
Attempts/Completions		3,892	2,904
Completion Pct.		560/342	462/254
Had Intercepted		61.1	55.0

PUNTS/AVERAGE		Redskins	Opponents
NET PUNTING AVG		79/40.0	79/42.9
PENALTIES/YARDS		34.4	35.8
FUMBLES/LOST		115/1,009	106/790
TOUCHDOWNS		22/12	28/16
Rushing		32	26
Passing		14	9
Returns		18	12
		0	5

SCORE BY PERIODS		Q1	Q2	Q3	Q4	OT	PTS
Redskins		65	80	54	79	3	281
Opponents		63	91	39	76	0	269

SCORING		TD	Ru	Pa	Rt	PAT	FG	S	TP
Davis		11	11	0	0	0/0	0/0	0	66
Murray		0	0	0	0	7/8	8/12	0	31
Fryar		5	0	5	0	0/0	0/0	0	30
Redskins		32	14	18	0	27/29	20/30	0	281
Opponents		26	9	12	5	23/23	30/34	0	269

RUSHING		No.	Yards	Avg.	Lg	TD
Davis		332	1,318	4.0	50t	11
Centers		19	103	5.4	14	0
Thrash		10	82	8.2	34	0
Hicks		29	78	2.7	12	1
Redskins		445	1,748	3.9	50t	14
Opponents		430	1,863	4.3	54	9

PASSING		Att	Comp	Yards	Cmp%	Yards/Att	TD	TD%	Int	Int%	Long	Sack/Lost	Rating
B. Johnson		364	227	2,505	62.4	6.9	11	3.0	15	4.1	77t	20/150	75.6
George		194	113	1,389	58.2	7.2	7	3.6	6	3.1	50	12/94	79.6
Redskins		560	342	3,892	61.1	7.0	18	3.2	21	3.8	77t	32/244	77.0
Opponents		462	254	2,904	55.0	6.3	12	2.6	17	3.7	76t	45/283	67.4

RECEIVING		No.	Yards	Avg.	Lg	TD
Centers		81	600	7.4	26	3
Thrash		50	653	13.1	50	2
Alexander		47	510	10.9	30	2
Fryar		41	548	13.4	34t	5
Redskins		343	3,892	11.3	77t	18
Opponents		254	2,904	11.4	76t	12

INTERCEPTIONS		No.	Yards	Avg.	Lg	TD
Bailey		5	48	9.6	48	0
Sanders		4	91	22.8	32	0
Redskins		17	219	12.9	48	0
Opponents		21	374	17.8	81t	1

PUNTING		No.	Yards	Avg.	Net	TB	In	Lg	Blk
Barnhardt		79	3,160	40.0	34.4	5	23	53	0
Opponents		79	3,386	42.9	35.8	10	23	57	0

PUNT RETURNS		Ret	FC	Yards	Avg.	Lg	TD
Sanders		25	6	185	7.4	57	0
Thrash		10	6	106	10.6	25	0
Redskins		36	13	356	9.9	57	0
Opponents		33	25	342	10.4	69t	2

KICKOFF RETURNS		No.	Yards	Avg.	Lg	TD
Thrash		45	1,000	22.2	49	0
Murrell		12	214	17.8	30	0
Redskins		63	1,301	20.7	49	0
Opponents		60	1,529	25.5	92t	1

FIELD GOALS		1-19	20-29	30-39	40-49	50+
Murray		0/0	2/2	3/4	3/6	0/0
Redskins		0/0	11/11	5/10	3/7	1/2
Opponents		1/1	9/10	11/11	6/8	3/4

DEFENSE		T	S	A	TFL	PD	FF	FR
Shade		143	92	51	1-5	7	0	4
D. Smith		124	84	40	1-5	3	1	1
Carrier		102	65	37	0	4	1	0

SACKS: Marco Coleman 12.0, Bruce Smith 10.0, Lavar Arrington 4.0, Dan Wilkinson 3.5, Kenard Lang 3.0, Dana Stubblefield 2.5, Shawn Barber 2.0, Eddie Mason 2.0, Sam Shade 1.0, N.D. Kalu 1.0, Kevin Mitchell 1.0, Nolan Harrison 1.0, Derek Smith 1.0, Greg Jones 1.0

NOTABLE Record (Finish): 8-8 [3rd NFC East]

National Honors: TE Stephen Alexander: Pro Bowl; LB LaVar Arrington: Pro Football Weekly All-Rookie Team, Football News All-Rookie Team; CB Champ Bailey: Pro Bowl, AP Second Team, Pro Football Weekly All-NFC Team, College & Pro Football Newsweekly Second Team, Football News All-NFC Team; DE Marco Coleman: Pro Bowl; RB Stephen Davis: Pro Bowl; OT Chris Samuels: Pro Football Weekly All-Rookie Team, Football News All-Rookie Team, Football Digest Top 16 Rookies

Starters: Offense: TE Stephen Alexander (16), C Mark Fischer (16), RT Jon Jansen (16), LT Chris Samuels (16), RB Stephen Davis (15), WR Albert Connell (13), LG Keith Sims (13), RG Jay Leeuwenburg (12), QB Brad Johnson (11), WR Irving Fryar (8), WR James Thrash (8), FB Larry Centers (6), FB Mike Sellers (6), QB Jeff George (5), TE James Jenkins (4), RG Tre Johnson (4), LG Andy Heck (2), WR Michael Westbrook (2), RB Skip Hicks (1), LG Michael Moore (1)

Defense: LCB Champ Bailey (16), LE Marco Coleman (16), Bruce Smith (16), Dan Wilkinson (16), FS Mark Carrier (15), Deion Sanders (15), LLB Shawn Barber (14), SS Sam Shade (14), MLB Derek M. Smith (14), RT Dana Stubblefield (14), RLB LaVar Arrington (11), RLB Greg Jones (4), FS Matt Stevens (4), CB Darrell Green (2), RT Nolan Harrison (2), LLB Eddie Mason (2), CB Tyrone Drakeford (1)

YEARLY STATS

2001 (8-8) // COACH MARTY SCHOTTENHEIMER

Sept. 9	L	3-30	at San Diego	60,629
Sept. 24	L	0-37	at Green Bay	59,771
Sept. 30	L	13-45	Kansas City	78,573
Oct. 7	L	9-23	at New York Giants	78,651
Oct. 15	L	7-9	at Dallas	63,941
Oct. 21	W	17-14 (OT)	Carolina	74,480
Oct. 28	W	35-21	New York Giants	80,316
Nov. 4	W	27-14	Seattle	82,352
Nov. 18	W	17-10	at Denver	74,622
Nov. 25	W	13-3	at Philadelphia	65,666
Dec. 2	L	14-20	Dallas	85,112
Dec. 9	W	20-10	at Arizona	40,056
Dec. 16	L	6-20	Philadelphia	84,936
Dec. 23	L	15-20	Chicago	78,884
Dec. 30	W	40-10	at New Orleans	70,020
Jan. 6	W	20-17	Arizona	61,721

TOTAL FIRST DOWNS

Rushing	241	271
Passing	104	103
Penalty	122	149
3rd Down: Made/Att	15	19
3rd Down Pct.	79/223	76/210
4th Down: Made/Att	35.4	36.2
4th Down Pct.	4/13	5/17
	30.8	29.4

POSSESSION AVG.

Redskins	30:15
Opponents	29:45

TOTAL NET YARDS

Redskins	4,435
Opponents	4,846

NET YARDS RUSHING

Redskins	1,948
Opponents	1,869

NET YARDS PASSING

Redskins	2,487
Opponents	2,977

NET YARDS RUSHING

Redskins	155.4
Opponents	186.1

SACKED/YARDS LOST

Redskins	38/229
Opponents	25/139

GROSS YARDS

Redskins	2,716
Opponents	3,116

ATTEMPTS/COMPLETIONS

Redskins	432/235
Opponents	473/262

COMPLETION PCT.

Redskins	54.4
Opponents	55.4

HAD INTERCEPTED

Redskins	13
Opponents	23

PUNTS/AVERAGE

Redskins	91/41.5
Opponents	77/42.3

NET PUNTING AVG.

Redskins	34.7
Opponents	34.7

PENALTIES/YARDS

Redskins	104/828
Opponents	83/672

FUMBLES/LOST

Redskins	33/15
Opponents	31/11

TOUCHDOWNS

Redskins	25
Opponents	33

RUSHING

Redskins	10
Opponents	10

PASSING

Redskins	13
Opponents	19

RETURNS

Redskins	2
Opponents	4

SCORE BY PERIODS

	Q1	Q2	Q3	Q4	OT	PTS
Redskins	40	71	59	83	3	256
Opponents	61	104	34	104	0	303

SCORING

	TD	Ru	Pa	Rt	PAT	FG	S	TP
Conway	0	0	0	0	22/22	26/33	0	100
Davis	5	5	0	0	0/0	0/0	0	32
Gardner	4	0	4	0	0/0	0/0	0	24
Westbrook	4	0	4	0	0/0	0/0	0	24
REDSKINS	25	10	13	2	22/22	26/33	1	256
Opponents	33	10	19	4	33/33	24/29	0	303

RUSHING

	No.	Yards	Avg.	Lg	TD
Davis	356	1,432	4.0	32	5
Carter	63	308	4.9	30	3
Banks	47	152	3.2	17	2
REDSKINS	490	1,948	4.0	32	10
Opponents	484	1,869	3.9	46	10

PASSING

	Att	Comp	Yards	Cmp%	Yards/Att	TD	TD%	Int	Int%	Long	Sack/Lost	Rating
Banks	370	198	2,386	53.5	6.4	10	2.7	10	2.7	85t	29/173	71.3
George	42	23	168	54.8	4.0	0	0.0	3	7.1	17	6/38	34.6
Graham	19	13	131	68.4	6.9	2	10.5	0	0.0	16	2/16	122.9
REDSKINS	432	235	2,716	54.4	6.3	13	3.0	13	3.0	85t	38/229	71.1
Opponents	473	262	3,116	55.4	6.6	19	4.0	23	4.9	64t	25/139	68.8

RECEIVING	No.	Yards	Avg.	Lg	TD
Westbrook	57	664	11.6	76t	4
Gardner	46	741	16.1	85t	4
Davis	28	205	7.3	29	0
REDSKINS	235	2,716	11.6	85t	13
Opponents	262	3,116	11.9	64t	19

INTERCEPTIONS	No.	Yards	Avg.	Lg	TD
Smoot	5	36	7.2	36	0
Arrington	3	120	40.0	67t	1
Bailey	3	17	5.7	12	0
REDSKINS	23	209	9.1	67t	1
Opponents	13	247	19.0	61t	2

PUNTING	No.	Yards	Avg.	Net	TB	In	Lg	Blk
Barker	90	3,747	41.6	34.8	9	27	59	0
REDSKINS	91	3,775	41.5	34.7	9	28	59	0
Opponents	77	3,260	42.3	34.7	8	20	72	0

PUNT RETURNS	Ret	FC	Yards	Avg.	Lg	TD
Metcalf	33	5	412	12.5	89t	1
Lockett	5	3	14	2.8	11	0
REDSKINS	41	10	431	10.5	89t	1
Opponents	44	16	434	9.9	84t	1

KICKOFF RETURNS	No.	Yards	Avg.	Lg	TD
Bates	49	1,150	23.5	41	0
REDSKINS	65	1,354	20.8	41	0
Opponents	54	945	17.5	44	0

FIELD GOALS	1-19	20-29	30-39	40-49	50+
B.Conway	0/0	8/8	8/11	8/12	2/2
Opponents	0/0	9/9	10/10	3/7	2/3

DEFENSE	T	S	A	TFL	PD	FF	FR
Arrington	118	76	42	7-10	7	2	2
Mitchell	116	76	40	6-11	2	1	0
Shade	94	69	25	1-3	5	0	2

SACKS: Bruce Smith 5.0, Marco Coleman 4.5, Dan Wilkinson 4.0, Kenard Lang 4.0, Kevin Mitchell 2.0, Keith Lyle 1.0, David Terrell 1.0, Eddie Mason 1.0, Jerry DeLoach 1.0, Antonio Pierce 1.0, LaVar Arrington 0.5

NOTABLE RECORD (FINISH): 8-8 (2nd NFC East)

National Honors: LB LaVar Arrington: Pro Bowl, AP Second Team, Sports Illustrated All-Pro Team, Pro Football Weekly All-NFC Team, Football Digest All-Pro Second Team, Football News All-NFC Team; CB Champ Bailey Pro Bowl; WR Rod Gardner: Pro Football Weekly All-Rookie Team, All-NFL Rookie Team; T Chris Samuels: Pro Bowl, Pro Football Weekly All-NFC Team; CB Fred Smoot; Pro Football Weekly All-Rookie Team, All-NFL Rookie Team

Starters: Defense: RB Stephen Davis (16), WR Rod Gardner (16), RT Jon Jansen (16), C Cory Raymer (16), LT Chris Samuels (16), LG Dave Szott (16), WR Michael Westbrook (16), QB Tony Banks (14), FB Donnell Bennett (14), TE Walter Rasby (11), RG Ben Coleman (10), RG Matt Campbell (5), TE Stephen Alexander (4), QB Jeff George (2), RG David Brandt (1), FB Bryan Johnson (FB), TE Zeron Flemister (1)

Defense: LCB Champ Bailey (16), DT Kenard Lang (16), LDT Dan Wilkinson (16), FS David Terrell (16), SS Sam Shade (15), RE Bruce Smith (14), LaVar Arrington (14), RCB Fred Smoot (13), MLB Kevin Mitchell (13), LE Marco Coleman (12), LB Robert Jones (9), LB Antonio Pierce (8), DT Jerry DeLoach (4), CB Darrell Green (4), LB Shawn Barber (3), DE Dorian Boose (2), Eddie Mason (1)

YEARLY STATS

2002 (7-9) // COACH STEVE SPURRIER

Date	W/L	Opponent	Score
Sept. 8	W	Arizona	85,140
Sept. 16	L	Philadelphia	84,982
Sept. 22	L	at San Francisco	67,541
Oct. 6	W	at Tennessee	68,804
Oct. 13	L	New Orleans	80,768
Oct. 20	L	at Green Bay	63,363
Oct. 27	W	Indianapolis	80,169
Nov. 3	W	at Seattle	64,325
Nov. 10	L	at Jacksonville	66,665
Nov. 17	L	at New York Giants	78,727
Nov. 24	W	St. Louis	79,823
Nov. 28	L	at Dallas	63,606
Dec. 8	L	New York Giants	78,635
Dec. 15	L	at Philadelphia	65,615
Dec. 22	W	Houston	70,291
Dec. 29	W	Dallas	84,142

	Redskins	Opponents
TOTAL FIRST DOWNS	303	281
Rushing	107	96
Passing	165	155
Penalty	31	30
3rd Down: Made/Att	88/221	79/225
3rd Down Pct.	52.0	36.4
4th Down: Made/Att	13/25	4/11
4th Down Pct.	52.0	36.4

	Redskins	Opponents
POSSESSION AVG.	29:36	30:24
TOTAL NET YARDS	5,143	4,787
Avg. Per Game	321.4	299.2
Total Plays	1,039	1,006
Avg. Per Play	4.9	4.8

	Redskins	Opponents
NET YARDS RUSHING	1,889	1,754
Avg. Per Game	118.1	109.6
Total Rushes	442	435

	Redskins	Opponents
NET YARDS PASSING	3,254	3,033
Avg. Per Game	203.4	189.6
Sack/Yards Lost	38/269	40/250
Gross Yards	3,523	3,283
Attempts/Completions	559/300	531/304
Completion Pct.	53.7	57.3
Had Intercepted	20	14

	Redskins	Opponents
PUNTS/AVERAGE	73/39.1	86/39.5
NET PUNTING AVG.	30.0	32.7
PENALTIES/ YARDS	116/972	119/972

	Redskins	Opponents
FUMBLES/LOST	34/20	26/12
TOUCHDOWNS	37	39
Rushing	10	14
Passing	24	19
Returns	3	6

	Q1	Q2	Q3	Q4	OT	PTS
SCORE BY PERIODS						
Redskins	40	132	78	57	0	307
Opponents	74	133	67	91	0	365

	TD	Ru	Pa	Rt	PAT	FG	S	TP
SCORING								
Tuthill	0	0	0	0	20/21	10/16	0	50
Gardner	8	0	8	0	0/0	0/0	0	48
Davis	8	7	1	0	0/0	0/0	0	48
Cortez	0	0	0	0	9/9	5/8	0	24
Thompson	4	0	4	0	0/0	0/0	0	24
Redskins	37	10	24	3	33/34	16/25	1	307
Opponents	39	14	19	6	36/36	31/34	1	365

	No.	Yards	Avg.	Lg	TD
RUSHING					
Davis	207	820	4.0	33	7
Watson	116	534	4.6	24	1
Betts	65	307	4.7	27	1
Redskins	442	1,889	4.3	33	10
Opponents	435	1,754	4.0	47t	14

	Att	Comp	Yards	Cmp%	Yards/Att	TD	TD%	Int	Int%	Long	Sack/Lost	Rating
PASSING												
Matthews	237	124	1,251	52.3	5.3	11	4.6	6	2.5	43t	9/54	72.6
Ramsey	227	117	1,539	51.5	6.8	9	4.0	8	3.5	62t	18/132	71.8
Wuerffel	92	58	719	63.0	7.8	3	3.3	6	6.5	40t	11/83	70.9
Redskins	559	300	3,523	53.7	6.3	24	4.3	20	3.6	62t	38/269	72.5
Opponents	531	304	3,283	57.3	6.2	19	3.6	14	2.6	58	40/250	76.5

	No.	Yards	Avg.	Lg	TD
RECEIVING					
Gardner	71	1,006	14.2	43t	8
Thompson	53	773	14.6	47	4
Watson	32	253	7.9	62t	1
Davis	23	142	6.2	14t	1
Redskins	300	3,523	11.7	62t	24
Opponents	304	3,283	10.8	62t	19

	No.	Yards	Avg.	Lg	TD
INTERCEPTIONS					
Smoot	4	12	3.0	12	0
Ohalete	3	109	36.3	78t	1
Bailey	3	2	0.7	2	0
Redskins	14	173	12.4	78t	1
Opponents	20	212	10.6	85t	2

	No.	Yards	Avg.	Net	TB	In	Lg	Blk
PUNTING								
Barker	48	1,924	40.1	30.0	5	12	63	0
Jarrett	20	771	38.6	30.5	2	5	74	1
Redskins	72	2,855	39.1	30.0	8	17	74	1
Opponents	85	3,399	39.5	32.7	7	28	64	1

	Ret	FC	Yards	Avg.	Lg	TD
PUNT RETURNS						
Bailey	24	4	238	9.9	39	0
Green	17	9	174	10.2	90t	1
Redskins	43	13	450	10.5	90t	1
Opponents	37	5	507	13.7	83t	1

	No.	Yards	Avg.	Lg	TD
KICKOFF RETURNS					
Betts	28	690	24.6	60	0
Watson	23	496	21.6	28	0
Redskins	78	1,617	20.7	60	0
Opponents	62	1,392	22.5	90t	1

	1-19	20-29	30-39	40-49	50+
FIELD GOALS					
Tuthill	0/0	3/3	4/7	2/5	1/1
Cortez	0/0	3/3	1/1	1/4	0/0
Redskins	0/0	6/6	7/10	3/9	1/1
Opponents	1/1	10/10	10/12	10/10	0/1

	T	S	A	TFL	PD	FF	FR
DEFENSE							
Arrington	107	73	34	7	8	4	3
Armstead	107	72	35	7	5	1	3
Trotter	104	72	32	7	6	0	0

SACKS: LaVar Arrington 11.0, Bruce Smith 9.0, Daryl Gardener 4.0, Jessie Armstead 3.0, Carl Powell 3.0, Renaldo Wynn 2.5, LaDairis Jackson 2.5, Delbert Cowsette 2.0, Ifeyani Ohalete 1.0, Andre Lott 1.0, Sam Shade 1.0

NOTABLE Record (Finish): 7-9 (3rd NFC East)

Honors: LB LaVar Arrington: Pro Bowl, Pro Football Weekly All-NFC Team; Champ Bailey: Pro Bowl, B.J. Blanchard Award; Chris Samuels Pro Bowl

Starters: Offense: WR Rod Gardner (16), RT Jon Jansen (16), C Larry Moore (16), LT Chris Samuels (15), RB Stephen Davis (12), FB Bryan Johnson (12), LG David Loverne (11), RG Wilbert Brown (9), TE Walter Rasby (9), TE Zeron Flemister (7), QB Shane Matthews (7), QB Patrick Ramsey (5), RB Brenden Stai (5), RB Kenny Watson (4), QB Danny Wuerffel (4), WR Chris Doering (3), G Tre Johnson (3), OL Alex Sulsted (3), Kipp Vickers (2), Kevin Lockett (2), Darmerie McCants (1)

Defense: LB Jessie Armstead (16), LB LaVar Arrington (16), LCB Champ Bailey (16), DE Bruce Smith (16), CB Fred Smoot (16), S David Terrell (16), LE Renaldo Wynn (16), Daryl Gardener (15), Jeremiah Trotter (12), Dan Wilkinson (11), Ifeanyi Ohalete (10), CB Darrell Green (4), DT Carl Powell (4), MLB Kevin Mitchell (3), S Sam Shade (3), Rashad Bauman (1), Antonio Pierce (1)

YEARLY STATS

2003 (5-11) // COACH STEVE SPURRIER

Sept. 4	W	16-13	New York Jets	85,420
Sept. 14	W	33-31	at Atlanta	70,241
Sept. 21	L	21-24 (OT)	New York Giants	84,856
Sept. 28	W	20-17	New England	83,632
Oct. 5	L	25-27	at Philadelphia	67,792
Oct. 12	L	13-35	Tampa Bay	85,490
Oct. 19	L	7-24	at Buffalo	73,149
Nov. 2	L	14-21	at Dallas	64,002
Nov. 9	W	27-20	Seattle	80,728
Nov. 16	L	17-20	at Carolina	73,263
Nov. 23	L	23-24	at Miami	73,578
Nov. 30	L	20-24	New Orleans	76,821
Dec. 7	W	20-7	at New York Giants	78,217
Dec. 14	L	0-27	Dallas	70,284
Dec. 21	L	24-27	at Chicago	61,719
Dec. 27	L	7-31	Philadelphia	76,766

	Redskins	Opponents
TOTAL FIRST DOWNS	272	325
Rushing	95	122
Passing	156	176
Penalty	21	27
3rd Down: Made/Att	73/215	84/209
3rd Down Pct.	34.0	40.2
4th Down: Made/Att	8/14	8/11
4th Down Pct.	57.1	72.7

	Redskins	Opponents
POSSESSION AVG.	28:45	31:15
TOTAL NET YARDS	4,659	5,412
Avg. Per Game	291.3	338.3
Total Plays	991	1,014
Avg. Per Play	4.7	5.3

	Redskins	Opponents
NET YARDS RUSHING	1,653	2,217
Avg. Per Game	103.3	138.6
Total Rushes	421	504

	Redskins	Opponents
NET YARDS PASSING	3,006	3,195
Avg. Per Game	187.9	199.7
Sack/Yards Lost	43/267	27/159
Gross Yards	3,273	3,354
Attempts/Completions	527/283	483/285
Completion Pct.	53.7	59.0
Had Intercepted	16	17

	Redskins	Opponents
PUNTS/AVERAGE	84/40.2	71/42.2
NET PUNTING AVG.	34.3	36.5
PENALTIES/YARDS	124/1038	95/835

	Redskins	Opponents
FUMBLES/LOST	21/12	26/13
TOUCHDOWNS	30	45
Rushing	8	20
Passing	21	23
Returns	1	2

	Q1	Q2	Q3	Q4	OT	PTS
SCORE BY PERIODS						
Redskins	40	113	59	75	0	287
Opponents	78	106	76	109	3	372

	TD	Ru	Pa	Rt	PAT	FG	S	TP
SCORING								
Hall	0	0	0	0	26/27	25/33	0	101
McCants	6	0	6	0	0/0	0/0	0	40
Coles	6	0	6	0	0/0	0/0	0	36
Gardner	5	0	5	0	0/0	0/0	0	30
REDSKINS	30	8	21	1	26/27	25/33	1	287
Opponents	45	20	23	2	45/45	19/31	0	372

	No.	Yards	Avg.	Lg	TD
RUSHING					
Candidate	142	600	4.2	38	1
Cartwright	107	411	3.8	22	4
Betts	77	255	3.3	13t	2
Morton	48	216	4.5	27	0
REDSKINS	421	1,653	3.9	38	8
Opponents	504	2,217	4.4	52	20

	Att	Comp	Yards	Cmp%	Yards/Att	TD	TD%	Int	Int%	Long	Sack/Lost	Rating
PASSING												
Ramsey	337	179	2,166	53.1	6.4	14	4.2	9	2.7	64	30/206	75.8
Hasselbeck	177	95	1,012	53.7	5.7	5	2.8	7	4.0	40	9/44	63.6
REDSKINS	527	283	3,273	53.7	6.2	21	4.0	16	3.0	64	43/267	73.3
Opponents	483	285	3,354	59.0	7.0	23	4.8	17	3.5	80t	27/159	81.4

	No.	Yards	Avg.	Lg	TD
RECEIVING					
Coles	82	1,204	14.7	64	6
Gardner	59	600	10.2	35	5
McCants	27	360	13.3	32t	6
Cartwright	18	176	9.8	40	0
REDSKINS	283	3,273	11.6	64	21
Opponents	285	3,354	11.8	80t	23

	No.	Yards	Avg.	Lg	TD
INTERCEPTIONS					
Smoot	4	35	8.8	35	0
Ohaleta	3	60	20.0	30	0
Bowen	3	44	14.7	44	0
REDSKINS	17	184	10.8	44	0
Opponents	16	178	11.1	44t	2

	No.	Yards	Avg.	Net	TB	In	Lg	Blk
PUNTING								
Barker	84	3,377	40.2	34.3	5	24	69	0
Opponents	71	2,997	42.2	36.5	10	20	59	0

	Ret	FC	Yards	Avg.	Lg	TD
PUNT RETURNS						
Morton	19	16	188	9.9	28	0
P. Johnson	3	3	17	5.7	11	0
REDSKINS	22	19	205	9.3	28	0
Opponents	40	16	393	9.8	36	0

	No.	Yards	Avg.	Lg	TD
KICKOFF RETURNS					
Morton	44	1,029	23.4	94t	1
P. Johnson	13	310	23.8	50	0
REDSKINS	66	1,482	22.5	94t	1
Opponents	60	1,238	20.6	52	0

	1-19	20-29	30-39	40-49	50+
FIELD GOALS					
J. Hall	0/0	8/8	7/9	6/9	4/7
Opponents	1/1	9/10	4/7	3/8	2/5

	T	S	A	TFL	PD	FF	FR
DEFENSE							
Trotter	129	88	41	2	8	1	1
Arrington	116	71	45	5	20	7	2
Ohaleta	105	72	33	1	8	2	1

SACKS: Jessie Armstead 6.5, LaVar Arrington 6.0, Bruce Smith 5.0, Bernard Holsey 2.5, Renaldo Wynn 2.0, Jeremiah Trotter 1.5, Lionel Dalton 1.0, Regan Upshaw 1.0, Peppi Zellner 1.0, Lemar Marshall 0.5

NOTABLE RECORD (Finish): 5-11 (3rd NFC East)

Honors: LB LaVar Arrington: Pro Bowl; CB Champ Bailey: Pro Bowl, B.J. Blanchard Award; WR Laveranues Coles: Pro Bowl; CB Fred Smoot: Ed Block Courage Award, Quarterback Club Player of the Year

Starters: Offense: RB Trung Canidate (10), FB Rock Cartwright (3), TE Byron Chamberlain (1), WR Laveranues Coles (16), LG Derrick Dockery (13), LG Dave Fiore (3), TE Zeron Flemister (9), C Lennie Friedman (8), WR Rod Gardner (16), QB Tim Hasselbeck (5), RT Jon Jansen (16), FB Bryan Johnson (11), WR Patrick Johnson (2), WR Darnerien McCants (1), C Larry Moore (8), RB Chad Morton (2), QB Patrick Ramsey (11), TE Robert Royal (6), LT Chris Samuels (13), RG Randy Thomas (16), TE Kevin Ware (2), LT Brandon Winey (3)

Defense: OLB Jessie Armstead (15), OLB LaVar Arrington (16), CB Champ Bailey (16), CB Rashad Bauman (2), S Matt Bowen (16), DT Martin Chase (3), DT Lionel Dalton (9), DB Todd Franz (2), DT Jermaine Haley (5), DT Bernard Holsey (16), S Ifeanyi Ohaleta (14), Bruce Smith (8), MLB Jeremiah Trotter (16), DE Regan Upshaw (8), DE Renaldo Wynn (16)

YEARLY STATS

2004 [6-10] // COACH JOE GIBBS

Sept. 12	W	16-10	Tampa Bay	90,088
Sept. 19	L	14-20	at New York Giants	78,767
Sept. 27	L	18-21	Dallas	90,367
Oct. 3	L	13-17	at Cleveland	73,348
Oct. 10	L	10-17	Baltimore	90,287
Oct. 17	W	13-10	at Chicago	61,945
Oct. 31	L	14-28	Green Bay	89,295
Nov. 7	W	17-10	at Detroit	62,657
Nov. 14	L	10-17	Cincinnati	87,786
Nov. 21	L	6-28	at Philadelphia	67,720
Nov. 28	L	7-16	at Pittsburgh	63,707
Dec. 5	W	31-7	New York Giants	87,872
Dec. 12	L	14-17	Philadelphia	90,089
Dec. 18	W	26-16	at San Francisco	65,710
Dec. 26	L	10-13	at Dallas	63,705
Jan. 2	W	21-18	Minnesota	76,876

	Redskins	Opponents
TOTAL FIRST DOWNS	269	251
Rushing	91	67
Passing	156	153
Penalty	22	31
3rd Down: Made/Att	70/221	70/226
3rd Down Pct.	31.7	31.0
4th Down: Made/Att	4/11	7/17
4th Down Pct.	36.4	41.2

	Redskins	Opponents
POSSESSION AVG.	31:19	28:41
TOTAL NET YARDS	4,397	4,281
Avg. Per Game	274.8	267.6
Total Plays	1,023	974
Avg. Per Play	4.3	4.4

	Redskins	Opponents
NET YARDS RUSHING	1,765	1,304
Avg. Per Game	110.3	81.5
Total Rushes	471	419

	Redskins	Opponents
NET YARDS PASSING	2,632	2,977
Avg. Per Game	164.5	186.1
Sacked/Yards Lost	38/242	40/245
Gross Yards	2,874	3,222
Attempts/Completions	514/288	515/284
Completion Pct.	56.0	57.1
Had Intercepted	17	18

	Redskins	Opponents
PUNTS/AVERAGE	104/43.7	104/40.2
NET PUNTING AVG.	35.2	35.9
PENALTIES/YARDS	115/1,047	97/797

	Redskins	Opponents
FUMBLES/LOST	20/10	17/8
TOUCHDOWNS	26	30
Rushing	6	7
Passing	18	17
Returns	2	6

	Q1	Q2	Q3	Q4	OT	PTS
SCORE BY PERIODS						
Redskins	54	80	34	72	0	240
Opponents	44	78	69	74	0	265

	TD	Ru	Pa	Rt	PAT	FG	S	TP
SCORING								
Portis	7	5	2	0	0/0	0/0	0	42
Hall	0	0	0	0	13/13	8/11	0	37
Cooley	6	0	6	0	0/0	0/0	0	36
Gardner	5	0	5	0	0/0	0/0	0	30
REDSKINS	26	6	18	2	25/25	19/27	0	240
Opponents	30	7	17	6	28/28	17/20	1	265

	No.	Yards	Avg.	Lg	TD
RUSHING					
Portis	343	1,315	3.8	64t	5
Betts	90	371	4.1	27	1
Brunell	19	62	3.3	21	0
REDSKINS	471	1,765	3.7	64t	6
Opponents	419	1,304	3.1	26	7

	Att	Comp	Yards	Cmp%	Yards/Att	TD	TD%	Int	Int%	Long	Sack/Lost	Rating
PASSING												
Ramsey	272	169	1,665	62.1	6.1	10	3.7	11	4.0	51	23/137	74.8
Brunell	237	118	1,194	49.8	5.0	7	3.0	6	2.5	49	15/105	63.9
REDSKINS	514	288	2,874	56.0	5.6	18	3.5	17	3.3	51	38/242	70.0
Opponents	515	294	3,222	57.1	6.3	17	3.3	18	3.5	80	40/245	72.2

	No.	Yards	Avg.	Lg	TD
RECEIVING					
Coles	90	950	10.6	45	1
Gardner	51	650	12.7	51	5
Portis	40	235	5.9	18	2
REDSKINS	288	2,874	10.0	51	18
Opponents	294	3,222	11.0	80	17

	No.	Yards	Avg.	Lg	TD
INTERCEPTIONS					
Spring	5	117	23.4	38	0
Taylor	4	85	21.3	45	0
Smoot	3	17	5.7	17	0
REDSKINS	18	405	22.5	78t	1
Opponents	17	201	11.8	70t	1

	No.	Yards	Avg.	Net	TB	In	Lg	Blk
PUNTING								
Tupa	103	4,544	44.1	35.2	8	30	61	1
REDSKINS	104	4,544	43.7	35.2	8	30	61	1
Opponents	104	4,180	40.2	35.9	6	26	58	2

	Ret	FC	Yards	Avg.	Lg	TD
PUNT RETURNS						
Thrash	19	8	162	8.5	43	0
Morton	13	12	80	6.2	14	0
A. Brown	10	2	89	8.9	39	0
REDSKINS	42	23	331	7.9	43	0
Opponents	65	11	727	11.2	78t	1

	No.	Yards	Avg.	Lg	TD
KICKOFF RETURNS					
Betts	23	528	23.0	70	0
Morton	16	358	22.4	49	0
REDSKINS	55	1,203	21.9	70	0
Opponents	57	1,223	21.5	92t	1

	1-19	20-29	30-39	40-49	50+
FIELD GOALS					
Hall	1/1	3/3	3/3	1/3	0/1
Kimrin	0/0	3/3	2/3	1/3	0/1
Chandler	0/0	4/4	0/0	1/1	0/1
REDSKINS	1/1	10/10	5/6	3/7	0/3
Opponents	0/0	4/4	9/9	4/6	0/1

	T	S	A	TFL	PD	FF	FR
DEFENSE							
Pierce	160	109	51	1	2	1	2
Washington	130	102	28	9	3	1	1
Griffin	96	65	31	15	1	1	1

SACKS: Cornelius Griffin 6.0, Shawn Springs 6.0, Marcus Washington 5.4, Ron Warner 3.5, Renaldo Wynn 3.0, Chris Clemons 3.0, Demetric Evans 2.5, Joe Salave'a 2.0, Matt Bowen 2.0, Lemar Marshall 1.5, Antonio Pierce 1.0, Sean Taylor 1.0, Brandon Noble 1.0, LaVar Arrington 1.0, Phillip Daniels 1.0, Jermaine Haley 1.0

NOTABLE Record (Finish): 6-10 (2nd NFC East)

Honors: LB Marcus Washington, Pro Bow; CB Fred Smoot, B.J. Blanchard Award; DL Brandon Noble, Ed Block Courage Award; DL Cornelius Griffin, Quarterback Club Player of the Year

Starters: Offense: WR Rod Gardner (14), LT Chris Samuels (16), LG Derrick Dockery (16), C Lennie Friedman (2), C Cory Raymer (14), RG Randy Thomas (15), RT Ray Brown (13), TE Walter Rasby (6), TE Robert Royal (9), WR Laveranues Coles (16), QB Mark Brunell (9), QB Patrick Ramsey (7), RB Clinton Pierce (15), HB Chris Cooley (9), WR James Thrash (3), WR Taylor Jacobs (4)

Defense: LE Renaldo Wynn (16), LT Joe Salave'a (9), LT Brandon Noble (7), RT Cornelius Griffin (15), RE Phillip Daniels (5), RE Ron Warner (2), RE Demetric Evans (8), WLB LaVar Arrington (2), WLB Lemar Marshall (14), MLB Antonio Pierce (16), SLB Marcus Washington (16), LCB Shawn Springs (15), RCB Fred Smoot (15), SS Matt Bowen (5), SS Ryan Clark (11), FS Andre Lott (3), FS Sean Taylor (13), CB Walt Harris (2)

YEARLY STATS

2005 (10-6) // COACH JOE GIBBS

Sept. 11	W	9-7	Chicago	90,138
Sept. 19	W	14-13	at Dallas	65,207
Oct. 2	W	20-17 (OT)	Seattle	90,215
Oct. 9	L	19-21	at Denver	75,880
Oct. 16	L	21-28	at Kansas City	78,083
Oct. 23	W	52-17	San Francisco	90,224
Oct. 30	L	0-36	at New York Giants	78,630
Nov. 6	W	17-10	Philadelphia	90,298
Nov. 13	L	35-36	at Tampa Bay	65,421
Nov. 20	L	13-16	Oakland	90,129
Nov. 27	L	17-23 (OT)	San Diego	84,930
Dec. 4	W	24-9	at St. Louis	65,701
Dec. 11	W	17-13	at Arizona	46,654
Dec. 18	W	35-7	Dallas	90,588
Dec. 24	W	35-20	New York Giants	90,477
Jan. 1	W	31-20	at Philadelphia	67,700
Playoffs				
Jan. 7	W	17-10	at Tampa Bay	65,514
Jan. 14	L	10-20	at Seattle	67,551

	Redskins	Opponents
TOTAL FIRST DOWNS	301	258
Rushing	114	74
Passing	166	158
Penalty	21	26
3rd Down: Made/Att	97/230	81/222
3rd Down Pct.	42.2	36.5
4th Down: Made/Att	6/11	5/13
4th Down Pct.	54.5	38.5
POSSESSION AVG.	31:33	28:27
TOTAL NET YARDS	5,289	4,767
Avg. Per Game	330.6	297.9
Total Plays	1,037	981
Avg. Per Play	5.1	4.9
NET YARDS RUSHING	2,183	1,686
Avg. Per Game	136.4	105.4
Total Rushes	525	411
NET YARDS PASSING	3,106	3,081
Avg. Per Game	194.1	192.6
Sacked/Yards Lost	31/240	35/237
Gross Yards	3,346	3,318
Attempts/Completions	481/278	535/291
Completion Pct.	57.8	54.4
Had Intercepted	11	16
PUNTS/AVERAGE	87/40.3	88/41.3
NET PUNTING AVG.	36.5	37.7
PENALTIES/YARDS	108/925	105/879
FUMBLES/LOST	29/16	31/12
TOUCHDOWNS	44	32
Rushing	15	15
Passing	25	15
Returns	4	2

SCORE BY PERIODS	Q1	Q2	Q3	Q4	OT	PTS
REDSKINS	69	114	101	72	3	359
Opponents	63	78	86	60	6	293

SCORING	TD	Ru	Pa	Rt	PAT	FG	S	TP
Portis	11	11	0	0	0/0	0/0	0	68
Hall	0	0	0	0	27/27	12/14	0	63
Moss	9	0	9	0	0/0	0/0	0	54
REDSKINS	44	15	25	4	42/42	17/21	0	359
Opponents	32	15	15	2	29/29	22/31	1	293

RUSHING	No.	Yards	Avg.	Lg	TD
Portis	352	1,516	4.3	47t	11
Betts	89	338	3.8	22	1
Cartwright	27	199	7.4	52	2
REDSKINS	525	2,183	4.2	52	15
Opponents	411	1,686	4.1	72t	15

PASSING	Att	Comp	Yards	Cmp%	Yards/Att	TD	TD%	Int	Int%	Long	Sack/Lost	Rating
Brunell	454	262	3,050	57.7	6.7	23	5.1	10	2.2	78t	27/213	85.9
Ramsey	25	15	279	60.0	11.2	1	4.0	1	4.0	72t	4/27	95.3
REDSKINS	481	278	3,346	57.8	7.0	25	5.2	11	2.3	78t	31/240	87.0
Opponents	535	291	3,318	54.4	6.2	15	2.8	16	3.0	70t	35/237	70.1

RECEIVING	No.	Yards	Avg.	Lg	TD
Moss	84	1,483	17.7	78t	9
Cooley	71	774	10.9	32	7
Portis	30	216	7.2	23	0
REDSKINS	278	3,346	12.0	78t	25
Opponents	291	3,318	11.4	70t	15

INTERCEPTIONS	No.	Yards	Avg.	Lg	TD
Marshall	4	55	13.8	27	1
Clark	3	10	3.3	6	0
Taylor	2	34	17.0	32	0
Rogers	2	14	7.0	14	0
REDSKINS	16	176	11.0	41	1
Opponents	11	183	16.6	36	1

PUNTING	No.	Yards	Avg.	Net	TB	In	Lg	Blk
Frost	76	3,074	40.4	36.7	6	23	55	0
Groom	11	429	39.0	34.8	1	2	57	0
REDSKINS	87	3,503	40.3	36.5	7	25	57	0
Opponents	88	3,636	41.3	37.7	7	26	65	1

PUNT RETURNS	Ret	FC	Yards	Avg.	Lg	TD
A. Brown	13	12	63	4.8	16	0
Thrash	10	15	77	7.7	18	0
REDSKINS	30	28	180	6.0	18	0
Opponents	40	18	189	4.7	19	0

KICKOFF RETURNS	No.	Yards	Avg.	Lg	TD
Betts	24	621	25.9	94t	1
A. Brown	19	439	23.1	91t	1
REDSKINS	62	1,438	23.2	94t	2
Opponents	72	1,503	20.9	49	0

FIELD GOALS	1-19	20-29	30-39	40-49	50+
Hall	1/1	3/3	3/3	5/6	0/1
Novak	0/0	1/1	3/5	1/1	0/0
REDSKINS	1/1	4/4	6/8	6/7	0/1
Opponents	1/1	3/4	9/10	7/13	2/3

DEFENSE	T	S	A	TFL	PD	FF	FR
Marshall	132	103	29	4	5	2	0
Washington	125	95	30	6	4	4	2
Taylor	80	60	20	0	8	3	1

SACKS: Phillip Daniels 8.0, Marcus Washington 7.5, Cornelius Griffin 4.0, Demetric Evans 3.0, Pierson Prioleau 3/0, (group) 3.0, Chris Clemons 2.0, Lemar Marshall 2.0, Sean Taylor 1.0, Ryan Clark 0.5, Joe Salave'a 0.5, Renaldo Wynn 0.5

NOTABLE RECORD (Finish): 10-6 (2nd NFC East)

Honors: WR Santana Moss, Pro Bowl; OT Chris Samuels, Pro Bowl; DL Renaldo Wynn, B.J. Blanchard Award; LB Khary Campbell, Ed Block Courage Award; LB Marcus Washington, Quarterback Club Player of the Year

Starters: Offense: WR Rod Gardner (14), LT Chris Samuels (16), LG Derrick Dockery (16), C Lennie Friedman (2), C Cory Raymer (14), RG Randy Thomas (15), RT Ray Brown (13), TE Walter Rasby (6), TE Robert Royal (9), WR Laveranues Coles (16), QB Mark Brunell (9), QB Patrick Ramsey (7), RB Clinton Portis (15), HB Chris Cooley (9), WR James Thrash (3), WR Taylor Jacobs (4)

Defense: WR David Patten (7), TE Mike Sellers (6), WR James Thrash (2), WR Taylor Jacobs (3), OT Chris Samuels (16), OG Derrick Dockery (16), C Casey Rabach (16), OG Randy Thomas (14), OG Ray Brown (2), OT Jon Jansen (16), TE Robert Royal (14), WR Santana Moss (16), QB Mark Brunell (15), QB Patrick Ramsey (1), RB Clinton Portis (16), TE/HB Chris Cooley (16)

YEARLY STATS

2006 [5-11] // COACH JOE GIBBS

Sept. 11	L	16-19	Minnesota	90,608
Sept. 17	L	10-27	at Dallas	63,152
Sept. 24	W	31-15	at Houston	70,069
Oct. 1	W	36-30 (OT)	Jacksonville	89,450
Oct. 8	L	3-19	at New York Giants	78,653
Oct. 15	L	22-25	Tennessee	88,550
Oct. 22	L	22-36	at Indianapolis	57,274
Nov. 5	W	22-19	Dallas	90,250
Nov. 12	L	3-27	at Philadelphia	69,143
Nov. 19	L	17-20	at Tampa Bay	65,699
Nov. 26	W	17-13	Carolina	85,450
Dec. 3	L	14-24	Atlanta	86,436
Dec. 10	L	19-21	Philadelphia	84,164
Dec. 17	W	16-10	at New Orleans	69,052
Dec. 24	L	31-37 (OT)	at St. Louis	62,324
Dec. 30	L	28-34	New York Giants	86,141

	Redskins	Opponents
TOTAL FIRST DOWNS	295	301
Rushing	123	104
Passing	150	169
Penalty	22	28
3rd Down: Made/Att	79/211	97/222
3rd Down Pct.	37.4	43.7
4th Down: Made/Att	6/13	6/9
4th Down Pct.	46.2	66.7

	Redskins	Opponents
POSSESSION AVG.	29:59	30:01
TOTAL NET YARDS	5,243	5,688
Avg. Per Game	327.7	355.5
Total Plays	979	997
Avg. Per Play	5.4	5.7

	Redskins	Opponents
NET YARDS RUSHING	2,216	2,197
Avg. Per Game	138.5	137.3
Total Rushes	490	492

	Redskins	Opponents
NET YARDS PASSING	3,027	3,491
Avg. Per Game	189.2	218.2
Sacked/Yards Lost	19/147	19/95
Gross Yards	3,174	3,586

	Redskins	Opponents
Attempts/Completions	470/274	486/289
Completion Pct.	58.3	59.5
Had Intercepted	10	6

	Redskins	Opponents
PUNTS/AVERAGE	82/42.3	79/42.0
NET PUNTING AVG.	36.7	34.9
PENALTIES/YARDS	106/951	94/856

	Redskins	Opponents
FUMBLES/LOST	20/7	15/6
TOUCHDOWNS	34	41
Rushing	13	9
Passing	19	30
Returns	2	2

	Redskins	Opponents				
SCORE BY PERIODS	Q1	Q2	Q3	Q4	OT	PTS
Redskins	76	94	55	76	6	307
Opponents	69	126	95	80	6	376

	TD	Ru	Pa	Rt	PAT	FG	S	TP
Portis	7	7	0	0	0/0	0/0	0	42
Suisham	0	0	0	0	12/12	8/9	0	36
Cooley	6	0	6	0	0/0	0/0	0	38
Moss	6	0	6	0	0/0	0/0	0	38
REDSKINS	34	13	19	2	31/31	22/30	1	307
Opponents	41	9	30	2	36/36	30/34	1	376

	No.	Yards	Avg.	Lg	TD
Betts	245	1,154	4.7	26	4
Portis	127	523	4.1	38t	7
Duckett	38	132	3.5	19	2
REDSKINS	490	2,216	4.5	38t	13
Opponents	492	2,197	4.5	69t	9

	Att	Comp	Yards	Cmp%	Yards/Att	TD	TD%	Int	Int%	Long	Sack/Lost	Rating
Brunell	260	162	1,789	62.3	6.9	8	3.1	4	1.5	74	12/92	86.5
J. Campbell	207	110	1,297	53.1	6.3	10	4.8	6	2.9	66t	7/55	76.5
REDSKINS	470	274	3,174	58.3	6.8	19	4.0	10	2.1	74	19/147	83.4
Opponents	486	289	3,586	59.5	7.4	30	6.2	6	1.2	84t	19/95	97.8

	No.	Yards	Avg.	Lg	TD
RECEIVING					
Cooley	57	734	12.9	66t	6
Moss	55	790	14.4	68t	6
Betts	53	445	8.4	34	1
REDSKINS	274	3,174	11.6	74	19
Opponents	289	3,586	12.4	84t	30

	No.	Yards	Avg.	Lg	TD
INTERCEPTIONS					
Taylor	1	25	25.0	25	0
Springs	1	4	4.0	4	0
REDSKINS	6	25	4.2	25	0
Opponents	10	272	27.2	84t	2

	No.	Yards	Avg.	Net	TB	In	Lg	Blk
PUNTING								
Frost	81	3,471	42.9	36.7	7	27	60	1
REDSKINS	82	3,471	42.3	36.7	7	27	60	1
Opponents	79	3,316	42.0	34.9	11	19	70	2

	Ret	FC	Yards	Avg.	Lg	TD
PUNT RETURNS						
Randle El	39	11	342	8.8	87t	1
Opponents	45	12	319	7.1	33	0

	No.	Yards	Avg.	Lg	TD
KICKOFF RETURNS					
Cartwright	64	1,541	24.1	100t	1
Sellers	4	53	13.3	22	0
Betts	2	27	13.5	27	0
REDSKINS	73	1,631	22.3	100t	1
Opponents	67	1,396	20.8	44	0

	1-19	20-29	30-39	40-49	50+
FIELD GOALS					
Hall	0/0	3/3	4/4	2/4	0/0
Novak	0/0	1/1	1/3	3/6	0/0
Suisham	0/0	1/1	5/5	1/1	1/2
REDSKINS	0/0	5/5	10/12	6/11	1/2
Opponents	1/1	6/6	13/14	8/10	2/3

	T	S	A	TFL	PD	FF	FR
DEFENSE							
Taylor	129	89	40	1	6	3	0
Marshall	119	95	24	1	6	0	1
Washington	106	78	28	3	11	2	2

SACKS: Andre Carter 6.0, Phillip Daniels 3.0, Marcus Washington 2.5, Demetric Evans 2.0, Lemar Marshall 1.5, Adam Archuleta 1.0, Cornelius Griffin 1.0, Warrick Holdman 1.0, Kedric Golston 0.5, Anthony Montgomery 0.5

NOTABLE Record (Finish): 5-11 (4th NFC East)

Honors: LT Chris Samuels, Pro Bowl; DE Renaldo Wynn, Walter Payton Man of the Year Nominee; RG Randy Thomas, Ed Block Courage Award

Starters: Defense: WR Santana Moss (14), LT Chris Samuels (16), LG Derrick Dockery (16), C Casey Rabach (16), RG Randy Thomas (16), RT Jon Jansen (16), TE Chris Cooley (16), WR Brandon Lloyd (12), WR Antwaan Randle El (16), QB Mark Brunell (9), QB Jason Campbell (7), RB Ladell Betts (9), RB Clinton Portis (7), FB Mike Sellers (6)

Defense: LE Philip Daniels (15), LE Renaldo Wynn (1), LT Cornelius Griffin (14), LT Anthony Montgomery (1), LT Kedric Golston (1), RT Joe Salave'a (4), RT Kedric Golston (12), RE Andre Carter (16), WLB Warrick Holdman (14), WLB Rocky McIntosh (2), MLB Lemar Marshall (15), Khary Campbell (1), SLB Marcus Washington (14), SLB Warrick Holdman (2), LCB Kenny Wright (8), LCB Shawn Springs (8), RCB Carlos Rogers (15), RCB Kenny Wright (1), SS Adam Archuleta (7), SS Troy Vincent (3), SS Vernon Fox (6), FS Sean Taylor (16)

YEARLY STATS

2007 (9-7) // COACH JOE GIBBS

Sept. 9	W	16-13 (OT)	Miami	90,163
Sept. 17	W	20-12	at Philadelphia	67,726
Sept. 23	L	17-24	New York Giants	90,803
Oct. 7	W	34-3	Detroit	88,944
Oct. 14	L	14-17	at Green Bay	70,761
Oct. 21	W	21-19	Arizona	85,640
Oct. 28	L	7-52	at New England	68,756
Nov. 4	W	23-20 (OT)	at New York Jets	76,663
Nov. 11	L	25-33	Philadelphia	90,218
Nov. 18	L	23-28	at Dallas	63,706
Nov. 25	L	13-19	at Tampa Bay	65,596
Dec. 2	L	16-17	Buffalo	85,831
Dec. 6	W	24-16	Chicago	82,213
Dec. 16	W	22-10	at New York Giants	77,899
Dec. 23	W	32-21	at Minnesota	63,634
Dec. 30	W	27-6	Dallas	90,910
Jan. 5	L	14-35	Playoffs at Seattle	68,297

	Redskins	Opponents
TOTAL FIRST DOWNS	307	291
Rushing	103	89
Passing	192	174
Penalty	12	28

3rd Down: Made/Att	92/226	78/218
3rd Down Pct.	40.7	35.8
4th Down: Made/Att	6/15	10/17
4th Down Pct.	40.0	58.8

POSSESSION AVG.	30:46	29:14
------------------------	-------	-------

TOTAL NET YARDS	5,334	4,884
Avg. Per Game	333.4	305.3
Total Plays	1,052	1,026
Avg. Per Play	5.1	4.8

NET YARDS RUSHING	1,871	1,460
Avg. Per Game	116.9	91.3
Total Rushes	499	391

NET YARDS PASSING	3,463	3,424
Avg. Per Game	216.4	214.0

Sacked/Yards Lost	29/159	33/198
Gross Yards	3,622	3,622
Attempts/Completions	525/319	602/351
Completion Pct.	60.8	58.3
Had Intercepted	11	14

PUNTS/AVERAGE	75/41.0	81/43.0
----------------------	---------	---------

NET PUNTING AVG.	36.4	36.9
-------------------------	------	------

PENALTIES/YARDS	90/751	88/684
------------------------	--------	--------

FUMBLES/LOST	35/18	27/10
---------------------	-------	-------

TOUCHDOWNS	35	33
Rushing	15	10
Passing	18	20
Returns	2	3

	Q1	Q2	Q3	Q4	OT	PTS
REDSKINS	56	117	65	90	6	334
Opponents	44	67	83	116	0	310

	TD	Ru	Pa	Rt	PAT	FG	S	TP
Portis	7	7	0	0	0/0	0/0	0	42
Suisham	0	0	0	0	29/30	29/35	0	116
Portis	11	11	0	0	0/0	0/0	0	66
REDSKINS	35	15	18	2	29/30	29/35	2	334
Opponents	33	10	20	3	29/30	27/37	1	310

	No.	Yards	Avg.	Lg	TD
Portis	325	1,262	3.9	32	11
Betts	93	335	3.6	20	1
J. Campbell	36	185	5.1	29	1
REDSKINS	498	1,871	3.8	32	15
Opponents	391	1,460	3.7	27	10

	Att	Comp	Yards	Cmp%	Yards/Att	TD	TD%	Int	Int%	Long	Sack/Lost	Rating
J. Campbell	417	250	2,700	60.0	6.5	12	2.9	11	2.6	54	21/110	77.6
Collins	105	67	888	63.8	8.5	5	4.8	0	0.0	54	7/47	106.4
REDSKINS	525	319	3,622	60.8	6.9	18	3.4	11	2.1	54	29/159	84.2
Opponents	602	351	3,622	58.3	6.0	20	3.3	14	2.3	60	33/198	77.1

	No.	Yards	Avg.	Lg	TD
RECEIVING					
Cooley	66	766	11.9	39t	8
Moss	61	808	13.2	49	3
Randle El	51	728	14.3	54	1
REDSKINS	319	3,622	11.4	54	18
Opponents	351	3,622	10.3	60	20

	No.	Yards	Avg.	Lg	TD
INTERCEPTIONS					
Taylor	5	98	19.6	48	0
Springs	4	63	15.8	53	0
Fletcher	3	36	12.0	27t	1
REDSKINS	14	301	21.5	61t	2
Opponents	11	76	7.1	29	0

	No.	Yards	Avg.	Net	TB	In	Lg	Blk
PUNTING								
Frost	75	3,072	41.0	36.4	7	23	64	0
Opponents	81	3,484	43.0	36.9	10	24	61	0

	Ret	FC	Yards	Avg.	Lg	TD
PUNT RETURNS						
Randle El	34	7	209	6.1	27	0
McCardell	4	2	19	4.8	9	0
REDSKINS	40	10	299	7.5	62	0
Opponents	32	15	202	6.3	22	0

	No.	Yards	Avg.	Lg	TD
KICKOFF RETURNS					
Cartwright	52	1,339	25.8	80	0
Betts	5	108	21.6	36	0
REDSKINS	65	1,544	23.8	80	0
Opponents	66	1,289	19.5	86t	1

	1-19	20-29	30-39	40-49	50+
FIELD GOALS					
Suisham	0/0	10/10	8/10	10/13	1/2
Opponents	0/0	9/10	16/18	2/4	0/5

	T	S	A	TFL	PD	FF	FR
DEFENSE							
Fletcher	164	98	66	7	10	1	1
McIntosh	105	70	35	2	4	3	1
Landry	97	62	35	0	7	0	1

SACKS: Andre Carter 10.5, Marcus Washington 5.0, Chris Wilson 4.0, Rocky McIntosh 3.0, Phillip Daniels 2.5, Cornelius Griffin 2.5, LaRon Landry 1.5, Demetric Evans 1.0, Kedric Golston 1.0, Leigh Torrence 1.0, Reed Doughty 0.5, Anthony Montgomery 0.5

NOTABLE Record (Finish): 9-7 (3rd NFC East)

Honors: LT Chris Samuels, Pro Bowl; S Sean Taylor, Pro Bowl; TE/HB Chris Cooley, Pro Bowl; LS Ethan Albright, Pro Bowl; LB Rocky McIntosh, Walter Payton Man of the Year Award Nominee; LB Marcus Washington, Ed Block Courage Award; S LaRon Landry, Pro Football Weekly/PFWA All-Rookie Team

Starters: Offense: WR Santana Moss [14], WR James Thrash [4], LT Chris Samuels [16], LG Pete Kendall [16], C Casey Rabach [15], C Mike Pucillo [1], RG Randy Thomas [3], RG Jason Fabini [13], RT Jon Jansen [1], RT Todd Wade [10], RT Stephon Heyer [5], TE Chris Cooley [16], WR Antwaan Randle El [13], WR Keenan McCardell [1], TE Lorenzo Alexander [1], QB Jason Campbell [13], QB Todd Collins [3], RB Clinton Portis [16], FB Mike Sellers [12], WR Brandon Lloyd [1], TE Todd Yoder [1], WR Reche Caldwell [1], K Shaun Suisham [16]

Defense: LE Phillip Daniels [15], LE Demetric Evans [1], LT Cornelius Griffin [16], RT Anthony Montgomery [15], CB Leigh Torrence [1], RE Andre Carter [16], WLB Rocky McIntosh [13], LB Randall Godfrey [4], S Pierson Prioleau [4], MLB London Fletcher [16], SLB Marcus Washington [11], LCB Shawn Springs [14], RCB Carlos Rogers [7], CB Fred Smoot [11], S LaRon Landry [16], S Reed Doughty [6], FS Sean Taylor [9]

YEARLY STATS

2008 (8-8) // COACH JIM ZORN

Sept. 4	L	7-16	at New York Giants	79,742
Sept. 14	W	29-24	New Orleans	88,246
Sept. 21	W	24-17	Arizona	90,060
Sept. 28	W	26-24	at Dallas	63,462
Oct. 5	W	23-17	at Philadelphia	69,144
Oct. 12	L	17-19	St. Louis	90,376
Oct. 19	W	14-11	Cleveland	90,487
Oct. 26	W	25-17	at Detroit	54,312
Nov. 3	L	6-23	Pittsburgh	90,512
Nov. 16	L	10-14	Dallas	90,830
Nov. 23	W	20-17	at Seattle	67,771
Nov. 30	L	7-23	New York Giants	95,912
Dec. 7	L	10-24	at Baltimore	71,438
Dec. 14	L	13-20	at Cincinnati	63,986
Dec. 21	W	10-3	Philadelphia	82,412
Dec. 28	L	24-27	at San Francisco	67,519

TOTAL FIRST DOWNS

	Redskins	Opponents
Rushing	295	259
Passing	109	86
Penalty	165	159
3rd Down: Made/Att	21	14
3rd Down Pct.	76/216	74/208
4th Down: Made/Att	35.2	35.6
4th Down Pct.	10/16	8/12
Possession Avg.	62.5	66.7

POSSESSION AVG.

	Redskins	Opponents
Total Net Yards	31:31	28:29
Avg. Per Game	5,120	4,621
Total Plays	320.0	288.8
Avg. Per Play	1,026	933
Net Yards Rushing	5.0	5.0

NET YARDS RUSHING

	Redskins	Opponents
Avg. Per Game	2,095	1,526
Total Rushes	130.9	95.4
Attempts/Completions	478	398

NET YARDS PASSING

	Redskins	Opponents
Avg. Per Game	3,025	3,095
Sacked/Yards Lost	189.1	193.4
Gross Yards	38/266	24/141
Attempts/Completions	3,291	3,236
Completion Pct.	510/318	511/290
Had Intercepted	62.4	56.8
Punts/Average	6	13

NET PUNTING AVG.

	Redskins	Opponents
Penalties/Yards	82/40.5	87/42.8
Fumbles/Lost	33.4	37.0
Touchdowns	83/644	80/639

TOUCHDOWNS

	Redskins	Opponents
Rushing	20/12	16/5
Passing	27	32
Returns	12	12
	14	16
	1	4

SCORE BY PERIODS

	Q1	Q2	Q3	Q4	OT	PTS
Redskins	33	92	57	83	0	265
Opponents	89	66	66	75	0	296

SCORING

	TD	Ru	Pa	Rt	PAT	FG	S	TP
Suisham	0	0	0	0	25/25	26/36	0	103
Portis	9	9	0	0	0/0	0/0	0	54
Moss	7	0	6	1	0/0	0/0	0	42
Redskins	27	12	14	1	25/25	26/36	0	265
Opponents	32	12	16	4	30/31	24/28	0	296

RUSHING

	No.	Yards	Avg.	Lg	TD
Portis	342	1,487	4.3	31	9
J. Campbell	47	258	5.5	23	1
Betts	61	206	3.4	14	1
Redskins	478	2,095	4.4	31	12
Opponents	398	1,526	3.8	44	12

PASSING

	Att	Comp	Yards	Cmp%	Yards/Att	TD	TD%	Int	Int%	Long	Sack/Last	Rating
J. Campbell	506	315	3,245	62.3	6.4	13	2.6	6	1.2	67t	38/266	84.3
Redskins	510	318	3,291	62.4	6.5	14	2.7	6	1.2	67t	38/266	85.2
Opponents	511	290	3,236	56.8	6.3	16	3.1	13	2.5	79	24/141	75.6

	No.	Yards	Avg.	Lg	TD
RECEIVING					
Cooley	83	849	10.2	28	1
Moss	79	1,044	13.2	67t	6
Randle El	53	593	11.2	31	4
Redskins	318	3,291	10.3	67t	14
Opponents	290	3,236	11.2	79	16

INTERCEPTIONS

	No.	Yards	Avg.	Lg	TD
Horton	3	13	4.3	10	0
Rogers	2	73	36.5	42	0
Landry	2	18	9.0	13	0
Hall	2	6	3.0	4	0
Redskins	13	114	8.8	42	0
Opponents	6	23	3.8	14	0

PUNTING

	No.	Yards	Avg.	Net	TB	In	Lg	Blk
Plackemeier	55	2,291	41.7	33.9	10	15	62	1
Brooks	26	1,030	39.6	32.1	0	9	60	0
Redskins	81	3,321	40.5	33.4	10	24	62	1
Opponents	87	3,721	42.8	37.0	6	24	59	0

PUNT RETURNS

	Ret	FC	Yards	Avg.	Lg	TD
Randle El	39	21	254	6.5	36	0
Redskins	45	21	378	8.4	80t	1
Opponents	33	18	385	11.7	68t	2

KICKOFF RETURNS

	No.	Yards	Avg.	Lg	TD
Cartwright	51	1,307	25.6	87	0
Redskins	55	1,382	25.1	87	0
Opponents	55	1,103	20.1	55	0

FIELD GOALS

	1-19	20-29	30-39	40-49	50+
Suisham	0/0	7/7	7/9	11/16	1/4
Opponents	0/0	6/6	10/10	7/8	1/4

DEFENSE

	T	S	A	TFL	PD	FF	FR
Fletcher	146	89	50	6	9	2	1
McIntosh	104	56	44	2	6	2	0
Horton	81	53	22	5	7	1	1

SACKS: Andre Carter 4.0, Jason Taylor 3.5, Demetric Evans 3.5, Rocky McIntosh 2.0, Lorenzo Alexander 2.0, Anthony Montgomery 2.0, Kedric Golston 2.0, Cornelius Griffin 1.0, Shawn Springs 1.0, Chris Wilson 1.0, Chris Horton 1.0, LaRon Landry 0.5, London Fletcher 0.5

NOTABLE

Record (Finish): 8-8 (4th NFC East)

Honors: TE Chris Cooley, Pro Bowl; RB Clinton Portis, Pro Bowl, AP Second-Team All-Pro; LT Chris Samuels, Pro Bowl; FB Mike Sellers, Pro Bowl; S Chris Horton, Pro Football Weekly/PFWA All-Rookie Team

Starters: Defense: WR Santana Moss (16), LT Chris Samuels (12), LT Stephon Heyer (4), LG Pete Kendall (16), C Casey Rabach (16), RG Randy Thomas (16), RT Jon Jansen (11), RT Stephon Heyer (3), RT Jason Fabini (2), TE Chris Cooley (16), WR Antwaan Randle El (16), QB Jason Campbell (16), RB Clinton Portis (16), FB Mike Sellers (6), TE Todd Yoder (2), TE Fred Davis (2), WR James Thrash (5), WR Devin Thomas (1), K Shaun Suisham (16)

Defense: LE Jason Taylor (5), LE Demetric Evans (11), LT Cornelius Griffin (14), LT Anthony Montgomery (2), RT Kedric Golston (12), RT Anthony Montgomery (4), RE Andre Carter (14), RE Jason Taylor (2), WLB Rocky McIntosh (15), S Kareem Moore (1), MLB London Fletcher (16), SLB Marcus Washington (9), SLB H.B. Blades (5), SLB Jason Taylor (1), S Reed Doughty (3), LCB Fred Smoot (9), LCB/SS Shawn Springs (5/2), LCB DeAngelo Hall (2), RCB Carlos Rogers (14), RCB DeAngelo Hall (2), SS Chris Horton (10), SS Mike Green (2), FS LaRon Landry (16)

YEARLY STATS

2009 (4-12) // COACH JIM ZORN

Sept. 13	L	17-23	at New York Giants	78,206
Sept. 20	W	9-7	St. Louis	87,780
Sept. 27	L	14-19	at Detroit	40,886
Oct. 4	W	16-13	Tampa Bay	86,412
Oct. 11	L	17-20	at Carolina	73,487
Oct. 18	L	6-14	Kansas City	79,572
Oct. 26	L	17-27	Philadelphia	88,241
Nov. 8	L	17-31	at Atlanta	67,982
Nov. 15	W	27-17	Denver	85,247
Nov. 22	L	6-7	at Dallas	85,277
Nov. 29	L	24-27	at Philadelphia	69,144
Dec. 6	L	30-33 [OT]	New Orleans	84,520
Dec. 13	W	34-13	at Oakland	44,506
Dec. 21	L	12-45	New York Giants	78,359
Dec. 27	L	0-17	Dallas	88,221
Jan. 3	L	20-23	at San Diego	67,554

TOTAL FIRST DOWNS		Redskins	Opponents
Rushing		280	280
Passing		72	85
Penalty		191	176
3rd Down: Made/Att		17	19
3rd Down Pct.		86/216	87/219
4th Down: Made/Att		39.8	39.7
4th Down Pct.		7/22	4/17
		31.8	23.5

POSSESSION AVG.		Redskins	Opponents
TOTAL NET YARDS		28:49	31:11
Avg. Per Game		4,998	5,115
Total Plays		312.4	319.7
Avg. Per Play		970	1,000
		5.2	5.1

NET YARDS RUSHING		Redskins	Opponents
Avg. Per Game		1,508	1,799
Total Rushes		94.3	112.4
		391	449

NET YARDS PASSING		Redskins	Opponents
Avg. Per Game		3,490	3,316
Sacked/Yards Lost		218.1	207.3
Gross Yards		46/307	40/241
Attempts/Completions		3,797	3,557
Completion Pct.		533/340	511/314
Had Intercepted		63.8	61.4
		16	11

PUNTS/AVERAGE		Redskins	Opponents
NET PUNTING AVG.		76/40.6	70/41.8
PENALTIES/YARDS		36.1	38.5
FUMBLES/LOST		85/679	98/763
TOUCHDOWNS		30/12	21/6
Rushing		29	34
Passing		8	19
Returns		2	10
		0	5

SCORE BY PERIODS		Q1	Q2	Q3	Q4	OT	PTS
REDSKINS		41	74	84	67	0	266
Opponents		96	118	30	89	3	336

SCORING		TD	Ru	Pa	Rt	PAT	FG	S	TP
Suisham		0	0	0	0	20/21	18/21	0	74
Davis		6	0	6	0	0/0	0/0	0	36
Gano		0	0	0	0	6/6	4/4	0	18
Ganther		3	3	0	0	0/0	0/0	0	18
Moss		3	0	3	0	0/0	0/0	0	18
D. Thomas		3	0	3	0	0/0	0/0	0	18
Yoder		3	0	3	0	0/0	0/0	0	18
REDSKINS		29	8	21	0	26/28	22/25	0	266
Opponents		34	10	19	5	31/31	31/36	2	336

RUSHING		No.	Yards	Avg.	Lg	TD
Portis		124	494	4.0	78	1
Campbell		46	236	5.1	21	1
Cartwright		64	228	3.6	34	0
REDSKINS		391	1,508	3.9	78	8
Opponents		449	1,799	4.0	67t	10

PASSING		Att	Comp	Yards	Cmp%	Yards/Att	TD	TD%	Int	Int%	Long	Sack/Lost	Rating
Campbell		507	327	3,618	64.5	7.1	20	3.9	15	3.0	84	43/285	86.4
Collins		23	12	144	52.2	6.3	0	0.0	0	0.0	46	2/11	71.6
REDSKINS		533	340	3,797	63.8	7.1	21	3.9	16	3.0	84	46/307	85.5
Opponents		511	314	3,557	61.4	7.0	19	3.7	11	2.2	75t	40/241	85.7

RECEIVING		No.	Yards	Avg.	Lg	TD
Moss		70	902	12.9	59t	3
Randle El		50	530	10.6	44	0
Davis		48	509	10.6	29	6
REDSKINS		340	3,797	11.2	84	21
Opponents		314	3,557	11.3	75t	19

INTERCEPTIONS		No.	Yards	Avg.	Lg	TD
Hall		4	114	28.5	44	0
McIntosh		2	27	13.5	18	0
REDSKINS		11	185	16.8	44	0
Opponents		16	291	18.2	62t	3

PUNTING		No.	Yards	Avg.	Net	TB	In	Lg	Blk
H. Smith		57	2,356	41.3	36.8	5	23	59	0
Pakulak		13	498	38.3	33.2	1	4	57	0
REDSKINS		76	3,084	40.6	36.1	6	28	59	0
Opponents		70	2,929	41.8	38.5	4	30	68	0

PUNT RETURNS		Ret	FC	Yards	Avg.	Lg	TD
Randle El		17	19	102	6.0	43	0
Moss		11	1	52	4.7	11	0
REDSKINS		32	22	152	4.8	43	0
Opponents		32	26	220	6.9	29	0

KICKOFF RETURNS		No.	Yards	Avg.	Lg	TD
Cartwright		39	868	22.3	42	0
D. Thomas		20	439	22.0	39	0
REDSKINS		65	1,413	21.7	42	0
Opponents		56	1,104	19.7	55	0

FIELD GOALS		1-19	20-29	30-39	40-49	50+
Suisham		0/0	8/9	5/6	5/5	0/1
Gano		0/0	2/2	0/0	2/2	0/0
REDSKINS		0/0	10/11	5/6	7/7	0/1
Opponents		1/1	12/12	8/8	9/12	1/3

DEFENSE		T	S	A	TFL	PD	FF	FR
Fletcher		172	108	64	2	10	1	0
McIntosh		115	62	53	3	5	2	0
Landry		98	83	15	3	7	2	0

SACKS: Brian Drakpo 11.0, Andre Carter 11.0, Albert Haynesworth 4.0, Lorenzo Alexander 2.0, Cornelius Griffin 2.0, Reed Doughty 2.0, London Fletcher 2.0, Kedric Golston 2.0, LaRon Landry 1.0, Chris Wilson 1.0, Justin Tryon 1.0, Phillip Daniels 1.0

NOTABLE Record (Finish): 4-12 (4th NFC East)

Honors: LB London Fletcher, Pro Bowl; LB/DE Brian Drakpo, Pro Bowl, Pro Football Weekly/PFWA All-Rookie Team

Starters: Offense: WR Santana Moss (16), OT Stephon Heyer (16), LG Derrick Dockery (16), C Casey Rabach (16), QB Jason Campbell (16), TE Fred Davis (10), WR Devin Thomas (10), WR Malcolm Kelly (9), RB Clinton Portis (8), LT Levi Jones (8), DL Mike Williams (8), FB Mike Sellers (8), TE Chris Cooley (7), LT Chris Samuels (5), RG Chad Rinehart (4), WR Antwan Randle El (3), RG Randy Thomas (2), RG Edwin Williams (2), RB Ladell Betts (2), RB Rock Cartwright (2), RB Quinton Ganther (2), TE Todd Yoder (1)

Defense: DE Phillip Daniels (16), DE Andre Carter (16), LB Brian Drakpo (16), LB London Fletcher (16), LB Rocky McIntosh (15), FS LaRon Landry (15), CB Carlos Rogers (15), DT Cornelius Griffin (14), DT Albert Haynesworth (12), CB DeAngelo Hall (12), SS Reed Doughty (7), DB Fred Smoot (7), DT Kedric Golston (6), FS Chris Horton (5), CB Byron Westbrook (1), CB Justin Tryon (1), FS Kareem Moore (1), LB H.B. Blades (1)

YEARLY STATS

2010 (6-10) // COACH MIKE SHANAHAN

Sept. 12	W	13-7	Dallas	90,670
Sept. 19	L	27-30 (OT)	Houston	88,240
Sept. 26	L	16-30	at St. Louis	52,370
Oct. 3	W	17-12	at Philadelphia	69,144
Oct. 10	W	16-13 (OT)	Green Bay	87,760
Oct. 17	L	24-27	Indianapolis	87,883
Oct. 24	W	17-14	at Chicago	62,155
Oct. 31	L	25-37	at Detroit	46,329
Nov. 15	L	28-59	Philadelphia	84,912
Nov. 21	W	19-16 (OT)	at Tennessee	69,143
Nov. 28	L	13-17	Minnesota	83,602
Dec. 5	L	7-31	at New York Giants	78,861
Dec. 12	L	16-17	Tampa Bay	66,124
Dec. 19	L	30-33	at Dallas	86,904
Dec. 26	W	20-17 (OT)	at Jacksonville	63,470
Jan. 2	L	14-17	New York Giants	76,189

TOTAL FIRST DOWNS

	Redskins	Opponents
Rushing	295	326
Passing	72	106
Penalty	194	207
3rd Down: Made/Att	29	13
3rd Down Pct.	61/208	75/214
4th Down: Made/Att	29.3	35.0
4th Down Pct.	6/12	7/10
	50.0	70.0

POSSESSION AVG.

TOTAL NET YARDS	28:01	31:59
Avg. Per Game	5,374	6,228
Total Plays	335.9	389.3
Avg. Per Play	1,002	1,051
NET YARDS RUSHING	5.4	5.9
Avg. Per Game	1,461	2,041
Total Rushes	91.3	127.6
NET YARDS PASSING	351	444
Avg. Per Game	3,913	4,187
Sacked/Yards Lost	244.6	261.7
Gross Yards	46/348	29/176
Attempts/Completions	4,261	4,363
Completion Pct.	605/349	578/367
Had Intercepted	57.7	63.5
	19	14

PUNTS/AVERAGE

NET PUNTING AVG.	94/40.2	86/43.1
PENALTIES/YARDS	33.7	36.0
FUMBLES/LOST	90/647	104/839
TOUCHDOWNS	29/12	24/13
Rushing	33	42
Passing	9	15
Returns	21	23
	3	4

SCORE BY PERIODS

	Q1	Q2	Q3	Q4	OT	PTS
REDSKINS	61	97	51	84	9	302
Opponents	104	94	101	75	3	377

SCORING

	TD	Ru	Pa	Rt	PAT	FG	S	TP
Gano	0	0	0	0	28/28	24/35	0	100
Moss	6	0	6	0	0/0	0/0	0	36
Torain	6	4	2	0	0/0	0/0	0	36
Williams	5	3	2	0	0/0	0/0	0	30
REDSKINS	33	9	21	3	28/28	24/35	2	302
Opponents	42	15	23	4	37/37	28/38	2	377

RUSHING

	No.	Yards	Avg.	Lg	TD
Torain	164	742	4.5	54	4
Williams	65	261	4.0	32t	3
Portis	54	227	4.2	27	2
McNabb	29	151	5.2	36	0
REDSKINS	351	1,461	4.2	54	9
Opponents	444	2,041	4.6	71	15

PASSING

	Att	Comp	Yards	Cmp%	Yards/Att	TD	TD%	Int	Int%	Long	Sack/Lost	Rating
McNabb	472	275	3,377	58.3	7.2	14	3.0	15	3.2	76	37/271	77.1
Grossman	133	74	884	55.6	6.6	7	5.3	4	3.0	64t	9/77	81.2
REDSKINS	605	349	4,261	57.7	7.0	21	3.5	19	3.1	76	46/348	78.0
Opponents	578	367	4,363	63.5	7.5	23	4.0	14	2.4	92t	29/176	89.6

RECEIVING	No.	Yards	Avg.	Lg	TD
Moss	93	1,115	12.0	56	6
Cooley	77	849	11.0	35	3
Armstrong	44	871	19.8	76	3
REDSKINS	349	4,261	12.2	76	21
Opponents	367	4,363	11.9	92t	23

INTERCEPTIONS	No.	Yards	Avg.	Lg	TD
Hall	6	92	15.3	92t	1
Buchanan	2	51	25.5	43	0
Rogers	2	43	21.5	38	0
REDSKINS	14	199	14.2	92t	1
Opponents	19	216	11.4	64	2

PUNTING	No.	Yards	Avg.	Net	TB	In	Lg	Blk
Smith	57	2,310	40.5	33.7	1	17	56	0
Paulescu	17	700	41.2	33.1	1	2	52	0
Bidwell	15	625	41.7	37.0	0	3	5	2
REDSKINS	93	3,776	40.2	33.7	2	23	56	1
Opponents	86	3,704	43.1	36.0	9	29	59	0

PUNT RETURNS	Ret	FC	Yards	Avg.	Lg	TD
Banks	38	10	431	11.3	53	0
REDSKINS	40	13	432	10.8	53	0
Opponents	45	17	568	12.6	87t	1

KICKOFF RETURNS	No.	Yards	Avg.	Lg	TD
Banks	46	1,155	25.1	96t	1
Thomas	12	336	28.0	42	0
REDSKINS	73	1,680	23.0	96t	1
Opponents	61	1,160	19.0	38	0

FIELD GOALS	1-19	20-29	30-39	40-49	50+
Gano	1/1	8/10	4/7	11/14	0/3
Opponents	0/0	8/9	11/15	8/12	1/2

DEFENSE	T	S	A	TFL	PD	FF	FR
Fletcher	188	135	53	4	12	3	3
McIntosh	155	99	56	1	3	1	0
Hall	112	73	33	4	16	2	2

SACKS: Brian Orakpo 8.5, Albert Haynesworth 2.5, London Fletcher 2.5, Andre Carter 2.5, Vonnie Holliday 2.5, Rocky McIntosh 2.0, Phillip Daniels 2.0, Lorenzo Alexander 1.5, Adam Carriker 1.5, Rob Jackson 1.0, LaRon Landry 1.0, Reed Doughty 1.0, Jeremy Jarmon 0.5

NOTABLE Record (Finish): 6-10 (4th NFC East)

Honors: LB London Fletcher, Pro Bowl; CB DeAngelo Hall, Pro Bowl, Pro Bowl MVP; DT Ma'ake Kemoeatu, Ed Block Courage Award; LB Brian Orakpo, Pro Bowl; LB Lorenzo Alexander, Walter Payton Man of the Year Nominee

Starters: Offense: TE Chris Cooley (16), WR Santana Moss (16), C Casey Rabach (16), T Jammal Brown (14), G Kory Lichtensteiger (14), QB Donovan McNabb (13), T Trent Williams (13), WR Anthony Alexander (11), DL Artis Hicks (10), TE Fred Davis (9), FB Mike Sellers (9), RB Ryan Torain (8), G Will Montgomery (6), T Stephon Heyer (5), RB Clinton Portis (5), WR Joey Galloway (3), QB Rex Grossman (3), RB Keiland Williams (3), G Derrick Dockery (2)

Defense: DE Adam Carriker (16), DE London Fletcher (16), CB DeAngelo Hall (16), LB Rocky McIntosh (15), LB Brian Orakpo (15), DE Kedric Golston (13), LB Lorenzo Alexander (12), NT Ma'ake Kemoeatu (12), CB Carlos Rogers (12), S Kareem Moore (11), S Reed Doughty (9), S LaRon Landry (9), LB Andre Carter (5), CB Phillip Buchanan (5), DL Anthony Bryant (3), CB Kevin Barnes (2), DE Vonnie Holliday (2), LB H.B. Barnes (1), DE Phillip Daniels (1), S Macho Harris (1)

YEARLY STATS

2011 (5-11) // COACH MIKE SHANAHAN

Sept. 11	W	28-14	New York Giants	80,121
Sept. 18	W	22-21	Arizona	76,330
Sept. 26	L	16-18	at Dallas	91,017
Oct. 2	W	17-10	at St. Louis	56,113
Oct. 16	L	13-20	Philadelphia	80,447
Oct. 23	L	20-33	at Carolina	73,245
Oct. 30	L	0-23	at Buffalo	51,579
Nov. 6	L	11-19	San Francisco	78,032
Nov. 13	L	9-20	at Miami	57,007
Nov. 20	L	24-27 (OT)	Dallas	80,122
Nov. 27	W	23-17	at Seattle	66,007
Dec. 4	L	19-34	New York Jets	74,121
Dec. 11	L	27-34	New England	77,825
Dec. 18	W	23-10	at New York Giants	78,861
Dec. 24	L	26-33	Minnesota	68,370
Jan. 1	L	10-34	at Philadelphia	69,144

	Redskins	Opponents
TOTAL FIRST DOWNS	312	295
Rushing	79	95
Passing	204	180
Penalty	29	20
3rd Down: Made/Att	81/219	77/206
3rd Down Pct.	37.0	37.4
4th Down: Made/Att	4/13	4/10
4th Down Pct.	30.8	40.0

	Redskins	Opponents
POSSESSION AVG.	30:09	29:51
TOTAL NET YARDS	5,387	5,437
Avg. Per Game	336.7	339.8
Total Plays	1032	988
Avg. Per Play	5.2	5.5

	Redskins	Opponents
NET YARDS RUSHING	1,614	1,884
Avg. Per Game	100.9	117.8
Total Rushes	400	438
NET YARDS PASSING	3,773	3,553
Avg. Per Game	235.8	222.1

	Redskins	Opponents
Sacked/Yards Lost	41/285	41/251
Gross Yards	4,058	3,804
Attempts/Completions	591/346	509/308
Completion Pct.	58.5	60.5
Had Intercepted	24	13

	Redskins	Opponents
PUNTS/AVERAGE	66/43.1	70/45.3
NET PUNTING AVG.	39.0	37.8
PENALTIES/YARDS	91/897	123/1006
FUMBLES/LOST	25/11	26/8
TOUCHDOWNS	28	38
Rushing	8	15
Passing	19	22
Returns	1	1

	Q1	Q2	Q3	Q4	OT	PTS
SCORE BY PERIODS						
Redskins	43	103	60	82	0	288
Opponents	75	90	73	126	3	367

	TD	Ru	Pa	Rt	PAT	FG	S	TP
SCORING								
Gano	0	0	0	0	25/26	31/41	0	118
Gaffney	5	0	5	0	0/0	0/0	0	30
Moss	4	0	4	0	0/0	0/0	0	24
Redskins	28	8	19	1	25/26	31/41	1	288
Opponents	38	15	22	1	37/38	34/41	0	367

	No.	Yards	Avg.	Lg	TD
RUSHING					
Helu	151	640	4.2	28t	2
Royster	56	328	5.9	28	0
Hightower	84	321	3.8	22	1
Torain	59	200	3.4	39	1
Redskins	400	1,614	4.0	39	8
Opponents	438	1,884	4.3	67	15

	Att	Comp	Yards	Cmp%	Yards/Att	TD	TD%	Int	Int%	Long	Sack/Lost	Rating
PASSING												
Grossman	458	265	3,151	57.9	6.9	16	3.5	20	4.4	51	25/201	72.4
Beck	132	60	858	60.6	6.5	2	1.5	4	3.0	32	16/84	72.1
Redskins	591	346	4,058	58.5	6.9	19	3.2	24	4.1	51	41/285	73.3
Opponents	509	308	3,804	60.5	7.5	22	4.3	13	2.6	73t	41/251	87.4

	No.	Yards	Avg.	Lg	TD
RECEIVING					
Gaffney	68	947	13.9	45	5
Davis	59	796	13.5	42	3
Helu	49	379	7.7	47t	1
Moss	46	584	12.7	49t	4
Redskins	346	4,058	11.7	51	19
Opponents	308	3,804	12.4	73t	22

	No.	Yards	Avg.	Lg	TD
INTERCEPTIONS					
Hall	3	46	15.3	26	0
Atogwe	3	42	14.0	26	0
Redskins	13	127	9.8	30	1
Opponents	24	353	14.7	51	0

	No.	Yards	Avg.	Net	TB	In	Lg	Blk
PUNTING								
Rocca	66	2,842	43.1	39.0	1	28	63	0
Opponents	70	3,172	45.3	37.8	10	20	67	0

	Ret	FC	Yards	Avg.	Lg	TD
PUNT RETURNS						
Banks	36	9	328	9.1	55	0
Redskins	37	9	328	8.9	55	0
Opponents	32	21	250	7.8	30	0

	No.	Yards	Avg.	Lg	TD
KICKOFF RETURNS					
Banks	51	1,174	23.0	47	0
Redskins	56	1,239	22.1	47	0
Opponents	36	749	20.8	51	0

	1-19	20-29	30-39	40-49	50+
FIELD GOALS					
Gano	0/0	14/15	5/9	8/11	4/6
Opponents	0/0	12/12	9/10	11/16	2/3

	T	S	A	TFL	PD	FF	FR
DEFENSE							
Fletcher	209	123	86	5	11	3	0
Hall	111	75	36	2	20	1	0
Doughty	87	52	35	3	2	2	1

SACKS: Brian Drakpo 9.0, Ryan Kerrigan 7.5, Stephen Bowen 6.0, Adam Carriker 5.5, Barry Coffield 3.0, Chris Nelid 2.0, London Fletcher 1.5, LaRon Landry 1.5, Kedric Golston 1.5, Rocky McIntosh 1.0, Perry Riley 1.0, Oshiomogho Atogwe 0.5

NOTABLE RECORD (Finish): 5-11 [4th NFC East]

Honors: LB London Fletcher, Pro Bowl, AP Second-Team All-Pro, Bart Starr Award Winner; LB Lorenzo Alexander, Walter Payton Man of the Year Nominee; DE Stephen Bowen, Ed Block Courage Award; RB Roy Helu, Pro Football Weekly/PFWA All-Rookie Team; LB Ryan Kerrigan, Pro Football Weekly/PFWA All-Rookie Team

Starters: Offense: G Chris Chester (16), C/G Will Montgomery (16), WR Jabar Gaffney (15), QB Rex Grossman (13), T Jammal Brown (12), TE Fred Davis (12), WR Santana Moss (12), T Trent Williams (10), G Maurice Hurt (8), FB Darrel Young (8), TE Logan Paulsen (6), TE Chris Cooley (5), RB Roy Helu (5), RB Tim Hightower (5), G Kory Lichtensteiger (5), T/G Tyler Polumbus (4), T Sean Locklear (4), RB Ryan Torain (4), QB John Beck (3), T Willie Smith (3), WR Anthony Armstrong (2), C Erik Cook (2), WR Leonard Hankerson (2), WR Niles Paul (2), RB Evan Royster (2)

Defense: DE Stephen Bowen (16), DE Adam Carriker (16), NT Barry Coffield (16), LB London Fletcher (16), CB DeAngelo Hall (16), LB Ryan Kerrigan (16), LB Brian Drakpo (16), CB Josh Wilson (16), S Reed Doughty (11), S Oshiomogho Atogwe (8), S LaRon Landry (8), LB Rocky McIntosh (8), LB Perry Riley (8), S DeJon Gomes (5)

YEARLY STATS

2012 (10-6) // COACH MIKE SHANAHAN

Sept. 9	W	40-32	at New Orleans	72,180
Sept. 16	L	28-31	at St. Louis	53,979
Sept. 23	L	31-38	Cincinnati	80,060
Sept. 30	W	24-22	at Tampa Bay	58,191
Oct. 7	L	17-24	Atlanta	75,337
Oct. 14	W	38-26	Minnesota	78,476
Oct. 21	L	23-27	at New York Giants	81,352
Oct. 28	L	12-27	at Pittsburgh	62,371
Nov. 4	L	13-21	Carolina	79,327
Nov. 18	W	31-6	Philadelphia	79,327
Nov. 22	W	38-31	at Dallas	90,166
Dec. 3	W	17-16	New York Giants	80,246
Dec. 9	W	31-28	Baltimore	81,178
Dec. 16	W	38-21	at Cleveland	65,083
Dec. 23	W	27-20	at Philadelphia	69,144
Dec. 30	W	28-18	Dallas	82,845
Jan. 6	L	14-24	Playoffs Seattle	84,325

TOTAL FIRST DOWNS

	Redskins	Opponents
Rushing	341	340
Passing	144	89
Penalty	171	223
3rd Down: Made/Att	68/190	95/215
3rd Down Pct.	35.8	44.2
4th Down: Made/Att	12/17	8/14
4th Down Pct.	70.6	57.1

POSSESSION AVG.

	Redskins	Opponents
TOTAL NET YARDS	6,131	6,043
Avg. Per Game	383.2	377.7
Total Plays	994	1031
Avg. Per Play	6.2	5.9

NET YARDS RUSHING

	Redskins	Opponents
Avg. Per Game	2,709	1,532
Total Rushes	169.3	95.8
	519	363

NET YARDS PASSING

	Redskins	Opponents
Avg. Per Game	3,422	4,511
	213.9	281.9
Sacked / Yards Lost	33/244	32/209
Gross Yards	3,666	4,720
Attempts / Completions	442/291	636/393
Completion Pct.	65.8	61.8
Had Intercepted	8	21

PUNTS/AVERAGE

	Redskins	Opponents
NET PUNTING AVG.	70/42.6	65/46.4
PENALTIES/YARDS	36.2	39.4
FUMBLES/LOST	116/985	100/811
TOUCHDOWNS	26/6	17/10

TOUCHDOWNS

	Redskins	Opponents
Rushing	22	11
Passing	24	31
Returns	6	1

SCORE BY PERIODS

	Q1	Q2	Q3	Q4	OT	PTS
REDSKINS	43	103	60	82	0	288
Opponents	75	90	73	126	3	367

SCORING

	TD	Ru	Pa	Rt	PAT	FG	S	TP
Forbath	0	0	0	0	33/34	17/18	0	84
Morris	13	13	0	0	0/0	0/0	0	78
Moss	8	0	8	0	0/0	0/0	0	48
Griffin III	7	7	0	0	0/0	0/0	0	42
REDSKINS	52	22	24	6	50/51	24/30	1	436
Opponents	43	11	31	1	36/36	28/30	5	388

RUSHING

	No.	Yards	Avg.	Lg	TD
Morris	335	1,613	4.8	39t	13
Griffin III	120	815	6.8	76t	7
Royster	23	88	3.8	12	2
REDSKINS	519	2,709	5.2	76t	22
Opponents	363	1,532	4.2	53	11

PASSING

	Att	Comp	Yards	Cmp%	Yards/Att	TD	TD%	Int	Int%	Long	Sack/Lost	Rating
Griffin III	393	258	3,200	65.6	8.1	20	5.1	5	1.3	88t	30/217	102.4
Cousins	48	33	466	68.8	9.7	4	8.3	3	6.3	77t	3/27	101.6
REDSKINS	442	291	3,666	65.8	8.3	24	5.4	8	1.8	88t	33/244	102.1
Opponents	636	393	4,720	61.8	7.4	31	4.9	21	3.3	85t	32/209	87.0

RECEIVING

	No.	Yards	Avg.	Lg	TD
Morgan	48	510	10.6	32	2
Garçon	44	633	14.4	88t	4
Moss	41	573	14.0	77t	8
REDSKINS	291	3,666	12.6	88t	24
Opponents	393	4,720	12.0	85t	31

INTERCEPTIONS

	No.	Yards	Avg.	Lg	TD
Fletcher	5	29	5.8	10	0
Hall	4	62	15.5	27	0
R.Jackson	4	19	4.8	17	1
REDSKINS	21	257	12.2	49	3
Opponents	8	142	17.8	41	0

PUNTING

	No.	Yards	Avg.	Net	TB	In	Lg	Blk
Rocca	68	2,984	43.9	37.2	3	22	61	2
Opponents	65	3,018	46.4	39.4	6	23	66	0

PUNT RETURNS

	Ret	FC	Yards	Avg.	Lg	TD
Banks	26	5	178	6.8	27	0
Crawford	8	2	156	19.5	64	0
REDSKINS	36	7	335	9.3	64	0
Opponents	39	19	320	8.2	39	0

KICKOFF RETURNS

	No.	Yards	Avg.	Lg	TD
Banks	22	527	24.0	55	0
Paul	13	283	21.8	48	0
REDSKINS	38	892	23.5	55	0
Opponents	55	1,264	23.0	48	0

FIELD GOALS

	1-19	20-29	30-39	40-49	50+
Forbath	0/0	3/3	2/3	11/11	1/1
Cundiff	0/0	1/1	3/5	3/4	0/2
REDSKINS	0/0	4/4	5/8	14/15	1/3
Opponents	0/0	6/6	10/10	8/9	4/5

DEFENSE

	T	S	A	TFL	PD	FF	FR
Fletcher	188	112	78	6	14	3	0
Riley	167	92	75	7	8	1	1
Hall	115	89	26	6	16	0	1

SACKS: Ryan Kerrigan 8.5, Rob Jackson 4.5, Perry Riley 3.5, London Fletcher 3.0, Barry Coffield 2.5, Lorenzo Alexander 2.5, Josh Wilson 1.0, Jordan Pugh 1.0, Stephen Bowen 1.0, Madiou Williams 1.0, DeAngelo Hall 1.0, Brian Orakpo 1.0, Chris Wilson 0.5

NOTABLE

Record (Finish): 10-6 (1st NFC East)

Honors: QB Robert Griffin III, Pro Bowl, AP Offensive Rookie of the Year, PFW/PFWA Rookie of the Year, PFW/PFWA Offensive Rookie of the Year, PFW/PFWA All-Rookie Team, Sporting News Rookie of the Year; LB/ST Lorenzo Alexander, Pro Bowl, PFW/PFWA All-Conference Special Teamer, Media Good Guy Award, NFLPA Pulse Award; LB London Fletcher, Pro Bowl, AP Second-Team All-Pro, NFLPA Pulse Award, USA Football All-Fundamentals Team; LB Ryan Kerrigan, Pro Bowl; G Kory Lichtensteiger, Ed Block Courage Award Nominee; WR Joshua Morgan, Walter Payton Man of the Year Nominee; RB Alfred Morris, AP Second-Team All-Pro, PFW/PFWA All-Rookie Team; T Trent Williams, Pro Bowl

Starters: Offense: T Trent Williams (16), G Kory Lichtensteiger (16), C Will Montgomery (16), G Chris Chester (16), RB Alfred Morris (16), T Tyler Polumbus (15), QB Robert Griffin III (15), WR Joshua Morgan (14), WR Pierre Garçon (10), TE Logan Paulsen (10), FB Darrel Young (8), TE Fred Davis (7), WR Leonard Hankerson (7), TE Niles Paul (4), TE Chris Cooley (2), WR Santana Moss (1), WR Aldrick Robinson (1), QB Kirk Cousins (1), G/T Maurice Hurt (1)

Defense: NT Barry Coffield (16), DE Stephen Bowen (16), LB Ryan Kerrigan (16), LB London Fletcher (16), LB Perry Riley (16), LB DeAngelo Hall (16), CB Josh Wilson (16), S Madiou Williams (16), DE Jarvis Jenkins (14), LB Rob Jackson (14), S Reed Doughty (10), S DeJon Gomes (4), DE Adam Carriker (2), LB Brian Orakpo (2), S Brandon Meriweather (1), CB Cedric Griffin (1)

YEARLY STATS

2013 (3-13) // COACH MIKE SHANAHAN

Sept. 9	L	27-33	Philadelphia	82,743
Sept. 15	L	20-38	at Green Bay	76,020
Sept. 22	L	20-27	Detroit	80,111
Sept. 29	W	24-14	at Oakland	53,549
Oct. 13	L	16-31	at Dallas	90,239
Oct. 20	W	45-41	Chicago	83,147
Oct. 27	L	21-45	at Denver	77,031
Nov. 3	W	30-24 (OT)	San Diego	80,115
Nov. 7	L	27-34	at Minnesota	64,011
Nov. 17	L	16-24	at Philadelphia	69,144
Nov. 25	L	6-27	San Francisco	79,773
Dec. 1	L	17-24	New York Giants	75,220
Dec. 8	L	10-45	Kansas City	56,247
Dec. 15	L	26-27	at Atlanta	70,069
Dec. 22	L	23-24	Dallas	80,411
Dec. 29	L	6-20	at New York Giants	80,177

	Redskins	Opponents
TOTAL FIRST DOWNS	329	329
Rushing	112	102
Passing	198	204
Penalty	19	23
3rd Down: Made/Att	95/235	66/194
3rd Down Pct.	40.4	34.0
4th Down: Made/Att	6/20	12/17
4th Down Pct.	30.0	70.6

	Redskins	Opponents
POSSESSION AVG.	30:42	29:18
TOTAL NET YARDS	5,915	5,665
Avg. Per Game	369.7	354.1
Total Plays	1,107	993
Avg. Per Play	5.3	5.7

	Redskins	Opponents
NET YARDS RUSHING	2,164	1,769
Avg. Per Game	135.3	110.6
Total Rushes	453	44
NET YARDS PASSING	3,751	3,896
Avg. Per Game	234.4	243.5

	Redskins	Opponents
Sacked / Yards Lost	43/306	36/238
Gross Yards	4057	4134
Attempts / Completions	611/355	514/337
Completion Pct.	58.1	65.6
Interceptions	19	16

	Redskins	Opponents
PUNTS/AVERAGE	85/41.5	74/46.4
NET PUNTING AVG.	85/33.4	74/41.2
PENALTIES/YARDS	99/802	83/697
FUMBLES/LOST	30/15	19/10
TOUCHDOWNS		
Rushing	39	59
Passing	14	23
Returns	20	29
	5	7

SCORE BY PERIODS	Q1	Q2	Q3	Q4	OT	PTS
Redskins	47	114	82	85	6	334
Opponents	126	141	91	120	0	478

SCORING	TD	Ru	Pa	Rt	PAT	FG	S	TP
Forbath	0	0	0	0	26/26	18/22	0	80
Morris	7	7	0	0	0/0	0/0	0	42
Garçon	5	0	5	0	0/0	0/0	0	30
Young	4	3	1	0	0/0	0/0	0	24
Helu	4	4	0	0	0/0	0/0	0	24
Redskins	39	14	20	5	33/33	21/26	2	334
Opponents	59	23	29	7	59/59	21/25	0	478

RUSHING	No.	Yards	Avg.	Lg	TD
Morris	276	1,275	4.6	45t	7
Griffin III	86	489	5.7	26	0
Helu	62	274	4.4	24	4
Redskins	453	2,164	4.8	45t	14
Opponents	443	1,769	4.0	50t	23

PASSING	Att	Comp	Yards	Cmp%	Yards/Att	TD	TD%	Int	Int%	Long	Sack/Lost	Rating
Griffin III	456	274	3,203	60.1	7.0	16	3.5	12	2.6	62t	38/274	82.2
Cousins	155	81	854	52.3	5.5	4	2.6	7	4.5	62	5/32	58.4
Redskins	611	355	4,057	58.1	6.6	20	3.3	19	3.1	62t	43/306	76.1
Opponents	514	337	4,134	65.6	8.0	29	5.6	16	3.1	57	36/238	96.1

RECEIVING	No.	Yards	Avg.	Lg	TD
Garçon	113	1346	11.9	53t	5
Reed	45	499	11.1	38	3
Moss	42	452	10.8	28	2
Redskins	355	4,057	11.4	62t	20
Opponents	337	4,134	12.3	57	29

INTERCEPTIONS	No.	Yards	Avg.	Lg	TD
Hall	4	49	12.3	26t	2
Meriweather	2	62	31.0	32	0
Amerson	2	45	22.5	45t	1
Redskins	16	247	15.4	45t	4
Opponents	19	214	11.3	75t	2

PUNTING	No.	Yards	Avg.	Net	TB	In	Lg	Blk
Rocca	84	3,526	42.0	33.8	0	26	63	1
Opponents	74	3,437	46.4	41.2	8	29	72	0

PUNT RETURNS	Ret	FC	Yards	Avg.	Lg	TD
Moss	18	8	130	7.2	18	0
Morgan	8	1	59	7.4	34	0
Redskins	35	11	225	6.4	34	0
Opponents	39	18	655	16.8	86t	3

KICKOFF RETURNS	No.	Yards	Avg.	Lg	TD
Paul	20	411	20.6	39	0
Morgan	12	239	19.9	25	0
Redskins	51	1,018	20.0	39	0
Opponents	47	1,048	22.3	95t	1

FIELD GOALS	1-19	20-29	30-39	40-49	50+
Forbath	0/0	3/4	10/10	4/6	1/2
Potter	0/0	2/2	0/0	1/1	0/1
Redskins	0/0	5/6	10/10	5/7	1/3
Opponents	2/2	6/6	7/9	5/5	1/3

DEFENSE	T	S	A	TFL	PD	FF	FR
Riley	112	69	43	7	8	0	1
Fletcher	111	63	48	4	2	1	0
Wilson	89	64	25	5	7	2	3

SACKS: Brian Orakpo 10.0, Ryan Kerrigan 8.5, Perry Riley Jr. 3.0, Barry Coffield 2.5, London Fletcher 2.0, Rob Jackson 2.0, Jarvis Jenkins 2.0, Josh Wilson 2.0, Chris Baker 1.0, Brandon Meriweather 1.0, Bacarri Rambo 1.0, Darryl Tapp 1.0

NOTABLE Record (Finish): 3-13 (4th NFC East)

Honors: WR Pierre Garçon, USA Today All-Joe Team; QB Robert Griffin III, Ed Block Courage Award Nominee; RB Alfred Morris, Pro Bowl, Walter Payton Man of the Year Nominee; WR Santana Moss, Media Good Guy Award; LB Brian Orakpo, Pro Bowl; TE Jordan Reed, PFWA All-Rookie Team; T Trent Williams, Pro Bowl; FB Darrel Young, Media Good Guy Award

Starters: Offense: G Chris Chester (16), WR Pierre Garçon (16), G Kory Lichtensteiger (16), C Will Montgomery (16), RB Alfred Morris (16), T Tyler Polumbus (16), T Trent Williams (16), TE Logan Paulsen (14), QB Robert Griffin III (13), WR Leonard Hankerson (7), WR Joshua Morgan (7), FB Darrel Young (7), TE Niles Paul (4), TE Jordan Reed (4), QB Kirk Cousins (3), TE Fred Davis (3), WR Santana Moss (1), WR Aldrick Robinson (1)

Defense: NT Barry Coffield (16), LB London Fletcher (16), CB DeAngelo Hall (16), LB Ryan Kerrigan (16), LB Perry Riley Jr. (16), CB Josh Wilson (16), LB Brian Orakpo (15), S Brandon Meriweather (13), DE Stephen Bowen (10), CB David Amerson (8), S Reed Doughty (8), DE Kedric Golston (8), CB E.J. Biggers (5), DE Jarvis Jenkins (5), DE Chris Baker (3), S Bacarri Rambo (3), S Jose Gumbs (1), LB Rob Jackson (1)

YEARLY STATS

2014 [4-12] // COACH JAY GRUDEN

Sept. 7	L	6-17	at Houston	71,770
Sept. 14	W	41-10	Jacksonville	80,037
Sept. 21	L	34-37	at Philadelphia	69,596
Sept. 25	L	14-45	New York Giants	80,573
Oct. 6	L	17-27	Seattle	79,522
Oct. 12	L	20-30	at Arizona	61,159
Oct. 19	W	19-17	Tennessee	75,227
Oct. 27	W	20-17 (OT)	at Dallas	87,055
Nov. 2	L	26-29	at Minnesota	52,252
Nov. 16	L	7-27	Tampa Bay	77,442
Nov. 23	L	13-17	at San Francisco	70,799
Nov. 30	L	27-49	at Indianapolis	65,352
Dec. 7	L	0-24	St. Louis	71,120
Dec. 14	L	13-24	at New York Giants	77,628
Dec. 20	W	27-24	Philadelphia	78,897
Dec. 28	L	17-44	Dallas	80,897

TOTAL FIRST DOWNS		Redskins	Opponents
Rushing		318	307
Passing		88	77
Penalty		186	195
3rd Down: Made/Att		44	35
3rd Down Pct.		62/197	89/207
4th Down: Made/Att		31.5	43.0
4th Down Pct.		4/16	5/9

POSSESSION AVG.		Redskins	Opponents
TOTAL NET YARDS		30:34	29:26
Avg. Per Game		5738	5712
Total Plays		358.6	357.0
Avg. Per Play		1,006	976

NET YARDS RUSHING		Redskins	Opponents
Avg. Per Game		1,691	1,722
Total Rushes		105.7	107.6
Avg. Per Rush		401	421

NET YARDS PASSING		Redskins	Opponents
Avg. Per Game		4,047	3,990
Sacked/Yards Lost		252.9	249.4
Gross Yards		58/414	36/241
Attempts/Completions		4,461	4,231
Completion Pct.		547/364	519/345
Had Intercepted		66.5	66.5

PUNTS/AVERAGE		Redskins	Opponents
NET PUNTING AVG.		78/46.9	80/44.0
PENALTIES/YARDS		40.0	40.4
FUMBLES/LOST		120/1130	144/1164

TOUCHDOWNS		Redskins	Opponents
Rushing		33	53
Passing		15	11
Returns		18	35
		0	7

SCORE BY PERIODS		Q1	Q2	Q3	Q4	OT	PTS
Redskins		53	94	78	73	3	301
Opponents		86	133	82	137	0	438

SCORING		TD	Ru	Pa	Rt	PAT	FG	S	TP
Forbath		0	0	0	0	31/32	24/27	0	103
Morris		8	8	0	0	0/0	0/0	0	48
Jackson		6	0	6	0	0/0	0/0	0	36
Young		5	3	2	0	0/0	0/0	0	30
Redskins		33	15	18	0	31/32	24/27	0	301
Opponents		53	11	35	7	50/51	22/26	2	438

RUSHING		No.	Yards	Avg.	Lg	TD
Morris		265	1,074	4.1	30	8
Helu Jr.		40	216	5.4	18	1
Griffin III		38	176	4.6	23	1
Redskins		401	1,691	4.2	30	15
Opponents		421	1,722	4.1	65t	11

PASSING		Att	Comp	Yards	Cmp%	Yards/Att	TD	TD%	Int	Int%	Long	Sack/Lost	Rating
Cousins		204	126	1,710	61.8	8.4	10	4.9	9	4.4	81t	8/70	86.4
Griffin III		214	147	1,694	68.7	7.9	4	1.9	6	2.8	69t	33/227	86.9
McCoy		128	91	1,057	71.1	8.3	4	3.1	3	2.3	70t	17/117	96.4
Redskins		547	364	4,461	66.5	8.2	18	3.3	18	3.3	81t	58/414	88.8
Opponents		519	345	4,231	66.5	8.2	35	6.7	7	1.3	79t	36/241	108.3

RECEIVING		No.	Yards	Avg.	Lg	TD
Garçon		68	752	11.1	70t	3
Jackson		56	1,169	20.9	81t	6
Reed		50	465	9.3	30	0
Redskins		364	4,461	12.3	81t	18
Opponents		345	4,231	12.3	79t	35

INTERCEPTIONS		No.	Yards	Avg.	Lg	TD
Breeland		2	0	0.0	0	0
Redskins		7	38	5.4	14	0
Opponents		18	245	13.6	39	2

PUNTING		No.	Yards	Avg.	Net	TB	In	Lg	Blk
Way		77	3,659	47.5	40.0	7	22	77	1
Redskins		78	3,659	46.9	40.0	7	22	77	1
Opponents		80	3,522	44.0	40.4	4	29	61	0

PUNT RETURNS		Ret	FC	Yards	Avg.	Lg	TD
Roberts		28	25	208	7.4	37	0
Jackson		1	2	0	0.0	0	0
Redskins		29	27	208	7.2	37	0
Opponents		42	10	397	9.5	79t	1

KICKOFF RETURNS		No.	Yards	Avg.	Lg	TD
Roberts		30	710	23.7	45	0
Paul		2	36	18.0	20	0
Redskins		36	783	21.8	45	0
Opponents		43	1,111	25.8	102t	1

FIELD GOALS		1-19	20-29	30-39	40-49	50+
Forbath		0/0	11/11	6/7	7/8	0/1
Redskins		0/0	11/11	6/7	7/8	0/1
Opponents		0/0	4/5	12/14	5/6	1/1

DEFENSE		T	S	A	TFL	PD	FF	FR
K. Robinson		108	70	38	6	3	0	1
Clark		101	68	33	3	3	0	2
Riley Jr.		93	60	33	6	4	1	0

SACKS: Ryan Kerrigan 13.5, Jason Hatcher 5.5, Brandon Meriweather 3.0, Frank Kearse 3.0, Trent Murphy 2.5, Perry Riley Jr. 2.0, Keenan Robinson 1.5, Trevardo Williams 1.0, Chris Baker 1.0, Barry Cofield Jr. 1.0, Jackson Jeffcoat 1.0, Brian Drakpo 0.5, Ryan Clark 0.5

NOTABLE Record (Finish): 4-12 (4th NFC East)

Honors: S Ryan Clark, NFL Sportsmanship Award Nominee; RB Alfred Morris, Pro Bowl; LB Ryan Kerrigan, Media Good Guy Award; LB Keenan Robinson, Ed Block Courage Award Nominee; T Trent Williams, Pro Bowl; FB Darrel Young, Walter Payton Man of the Year Nominee

Starters: Offense: G Chris Chester (16), C Kory Lichtensteiger (16), RB Alfred Morris (16), G Shawn Lauva (15), T Trent Williams (15), WR Pierre Garçon (14), WR DeSean Jackson (13), TE Logan Paulsen (12), FB Darrel Young (10), T Tom Compton (9), QB Robert Griffin III (7), TE Niles Paul (7), T Tyler Polunbus (7), QB Kirk Cousins (5), QB Colt McCoy (4), WR Andre Roberts (4), WR Ryan Grant (2), TE Jordan Reed (2), G Josh LeRibeus (1), T Morgan Moses (1)

Defense: LB Ryan Kerrigan (16), CB David Amerson (15), CB Bashad Breeland (15), S Ryan Clark (15), DE Jarvis Jenkins (14), LB Perry Riley Jr. (14), DE Jason Hatcher (13), LB Keenan Robinson (13), DL Chris Baker (12), S Brandon Meriweather (10), LB Trent Murphy (8), LB Brian Drakpo (7), LB Will Compton (5), S Phillip Thomas (4), DE Stephen Bowen (3), DL Barry Cofield Jr. (3), CB DeAngelo Hall (3), CB E.J. Biggers (2), LB Jackson Jeffcoat (1), CB Chase Minnifield (1), CB Tracy Porter (1), S Trenton Robinson (1)

YEARLY STATS

2015 (9-7) // COACH JAY GRUDEN

Sept. 13	L	10-17	Miami	76,512
Sept. 20	W	24-10	St. Louis	72,460
Sept. 24	L	21-32	at New York Giants	76,081
Oct. 4	W	23-20	Philadelphia	74,767
Oct. 11	L	19-25	at Atlanta	70,178
Oct. 18	L	20-34	at New York Jets	78,160
Oct. 25	W	31-30	Tampa Bay	72,912
Nov. 8	L	10-27	at New England	66,829
Nov. 15	W	47-14	New Orleans	75,086
Nov. 22	L	16-44	at Carolina	74,418
Nov. 29	W	20-14	New York Giants	77,367
Dec. 7	L	18-19	Dallas	80,444
Dec. 13	W	24-21	at Chicago	61,026
Dec. 20	W	35-25	Buffalo	80,124
Dec. 26	W	38-24	at Philadelphia	69,586
Jan. 3	W	34-23	at Dallas	90,127
Playoffs				
Jan. 10	L	18-35	Green Bay	81,367

	Redskins	Opponents
TOTAL FIRST DOWNS	317	329
Rushing	81	103
Passing	208	202
Penalty	28	24
3rd Down: Made/Att	94/216	78/207
3rd Down Pct.	43.5	37.7
4th Down: Made/Att	7/12	11/20
4th Down Pct.	58.3	55.0
POSSESSION AVG.	31:39	28:21
TOTAL NET YARDS	5,661	6,090
Avg. Per Game	353.8	380.6
Total Plays	1,011	1,010
Avg. Per Play	5.6	6.0
NET YARDS RUSHING	1,566	1,962
Avg. Per Game	97.9	122.6
Total Rushes	429	406
NET YARDS PASSING	4,095	4,128
Avg. Per Game	256.9	256.0
Sacked/Yards Lost	27/199	38/264
Gross Yards	4,294	4,392
Attempts/Completions	555/386	566/354
Completion Pct.	69.5	62.5
Had Interception	11	11
PUNTS/AVERAGE	71/45.4	69/44.9
NET PUNTING AVG.	39.8	40.9
PENALTIES/YARDS	105/827	112/955
FUMBLES/LOST	26/11	36/16
TOUCHDOWNS	44	44
Rushing	9	10
Passing	30	30
Returns	5	4

SCORE BY PERIODS	Q1	Q2	Q3	Q4	OT	PTS
REDSKINS	102	110	61	115	0	388
Opponents	71	84	100	118	6	379

SCORING	TD	Ru	Pa	Rt	PAT	FG	S	TP
Hopkins	0	0	0	0	39/40	25/28	0	114
Reed	11	0	11	0	0/0	0/0	0	66
Garçon	6	0	6	0	0/0	0/0	0	36
REDSKINS	44	9	30	5	40/41	26/30	2	388
Opponents	44	10	30	4	40/41	23/28	1	379

RUSHING	No.	Yards	Avg.	Lg	TD
Morris	202	751	3.7	48	1
Jones	144	490	3.4	39t	3
Thompson	35	216	6.2	42	0
REDSKINS	429	1,566	3.7	48	9
Opponents	406	1,962	4.8	70	10

PASSING	Att	Comp	Yards	Cmp%	Yards/Att	TD	TD%	Int	Int%	Long	Sack/Lost	Rating
Cousins	543	379	4,166	69.8	7.7	29	5.3	11	2.0	78t	26/186	101.6
McCoy	11	7	128	63.6	11.6	1	9.1	0	0.0	71t	1/13	133.9
REDSKINS	555	386	4,294	69.5	7.7	30	5.4	11	2.0	78t	27/199	102.0
Opponents	566	354	4,392	62.5	7.8	30	5.3	11	1.9	62t	38/264	96.1

RECEIVING	No.	Yards	Avg.	Lg	TD
Reed	87	952	10.9	32	11
Garçon	72	777	10.8	39t	6
Crowder	59	604	10.2	44	2
REDSKINS	386	4,294	11.1	78t	30
Opponents	354	4,392	12.4	62t	30

INTERCEPTIONS	No.	Yards	Avg.	Lg	TD
Breeland	2	56	28.0	28	0
Blackmon	2	7	3.5	6	0
Riley Jr.	2	7	3.5	7	0
REDSKINS	11	181	16.5	44	1
Opponents	11	140	12.7	59t	1

PUNTING	No.	Yards	Avg.	Net	TB	In	Lg	Blk
Way	70	3,224	46.1	39.8	7	21	64	1
REDSKINS	71	3,224	45.4	39.8	7	21	64	1
Opponents	69	3,097	44.9	40.9	6	24	63	1

PUNT RETURNS	Ret	FC	Yards	Avg.	Lg	TD
Crowder	30	16	158	5.3	16	0
Jackson	2	1	-5	-2.5	2	0
REDSKINS	32	17	153	4.8	16	0
Opponents	30	14	258	8.6	69t	1

KICKOFF RETURNS	No.	Yards	Avg.	Lg	TD
Ross	28	684	24.4	101t	1
Roberts	7	231	33.0	99t	1
REDSKINS	40	999	25.0	101t	2
Opponents	29	582	20.1	49	0

FIELD GOALS	1-19	20-29	30-39	40-49	50+
Hopkins	0/0	7/7	9/9	7/8	2/4
Forbath	0/0	0/0	0/0	1/2	0/0
REDSKINS	0/0	7/7	9/9	8/10	2/4
Opponents	0/0	8/8	8/10	5/7	2/3

DEFENSE	T	S	A	TFL	PD	FF	FR
Goldson	108	69	39	1	3	1	2
W. Compton	93	51	42	1	3	0	1
Breeland	81	59	22	5	16	3	2

SACKS: Ryan Kerrigan 9.5, Preston Smith 8.0, Chris Baker 6.0, Trent Murphy 3.5, Jason Hatcher 2.0, Ricky Jean Francois 2.0, Stephen Paea 1.5, Terrance Knighton 1.5, Will Compton 1.0, Frank Kearse 1.0, Will Blackmon 1.0

NOTABLE Record (Finish): 9-7 (1st NFC East)

Honors: QB Kirk Cousins, PFWA Co-Most Improved Player; LB Ryan Kerrigan, Walter Payton Man of the Year Nominee; RB Alfred Morris, NFL Sportsmanship Award Nominee; T Morgan Moses, Ed Block Courage Award Nominee; G Brandon Scherff, PFWA All-Rookie Team; T Trent Williams, Pro Bowl, PFWA All-NFC, Media Good Guy Award

Starters: Defense: QB Kirk Cousins (16), WR Pierre Garçon (16), RB Alfred Morris (16), T Morgan Moses (16), G Brandon Scherff (16), T Trent Williams (14), G Spencer Long (13), TE Derek Carrier (11), G Josh LeRibeux (11), WR DeSean Jackson (9), TE Jordan Reed (9), WR Jamison Crowder (6), WR Ryan Grant (5), C Kory Lichtensteiger (5), G Shawn Lauvao (3), TE Anthony McCoy (3), FB Darrel Young (3), T Tom Compton (2), T Ty Nsekhe (2), TE Alex Smith (1)

Defense: LB Ryan Kerrigan (16), S Dashon Goldson (15), NT Terrance Knighton (15), LB Trent Murphy (15), DE Jason Hatcher (14), CB Bashaud Breeland (13), DE Chris Baker (11), CB Will Blackmon (10), LB Will Compton (9), LB Perry Riley Jr. (9), CB/S DeAngelo Hall (3/5), LB Keenan Robinson (8), S Trenton Robinson (8), CB Chris Culliver (6), LB Mason Foster (5), S Kysheo Jarrett (5), CB Quinton Dunbar (1), S Duke Ihenacho (1), DE Ricky Jean-Francois (1), S Jeron Johnson (1), DE Stephen Paea (1), CB Justin Rogers (1), LB Preston Smith (1)

YEARLY STATS

2016 (8-7-1) // COACH JAY GRUDEN

Sept. 12	L	38-16	Pittsburgh	79,124
Sept. 18	L	27-23	Dallas	80,612
Sept. 25	W	29-27	at New York Giants	78,368
Oct. 2	W	31-20	Cleveland	76,249
Oct. 9	W	16-10	at Baltimore	71,318
Oct. 16	W	27-20	Philadelphia	78,934
Oct. 23	L	20-17	at Detroit	60,461
Oct. 30	T	27-27 (OT)	at Cincinnati	84,488
Nov. 13	W	26-20	Minnesota	78,216
Nov. 20	W	42-24	Green Bay	77,137
Nov. 24	L	31-26	at Dallas	93,099
Dec. 4	L	31-23	at Arizona	64,939
Dec. 11	W	27-22	at Philadelphia	69,586
Dec. 19	L	26-15	Carolina	76,689
Dec. 24	W	41-21	at Chicago	57,953
Jan. 1	L	19-10	New York Giants	79,471

	Redskins	Opponents
TOTAL FIRST DOWNS	345	368
Rushing	89	109
Passing	226	225
Penalty	30	34
3rd Down: Made/Att	90/199	97/208
3rd Down Pct.	45.2	46.6
4th Down: Made/Att	7/14	9/16
4th Down Pct.	50.0	56.3
POSSESSION AVG.	29:38	30:22
TOTAL NET YARDS	6,454	6,046
Avg. Per Game	403.4	377.9
Total Plays	1,009	1,050
Avg. Per Play	6.4	5.8
NET YARDS RUSHING	1,696	1,916
Avg. Per Game	106.0	119.8
Total Rushes	379	423
NET YARDS PASSING	4,758	4,130
Avg. Per Game	297.4	258.1
Sacked/Yards Lost	23/190	38/253
Gross Yards	4,948	4,383
Attempts/Completions	607/407	589/387
Completion Pct.	67.1	65.7
Had Intercepted	12	13
PUNTS/AVERAGE	49/45.1	61/45.9
NET PUNTING AVG.	38.9	38.9
PENALTIES/YARDS	110/909	100/1,023
FUMBLES/BALL LOST	19/9	22/8
TOUCHDOWNS	43	45
Rushing	17	19
Passing	25	22
Returns	1	4

SCORE BY PERIODS	Q1	Q2	Q3	Q4	OT	PTS
REDSKINS	77	91	96	132	0	396
Opponents	68	138	60	117	0	383

SCORING	TD	Ru	Pa	Rt	PAT	FG	S	TP
Hopkins	0	0	0	0	36/39	34/42	0	138
Crowder	8	0	7	1	0/0	0/0	0	48
Kelley	7	6	1	0	0/0	0/0	0	42
REDSKINS	43	17	25	1	36/39	34/42	0	396
Opponents	45	19	22	4	41/43	24/30	0	383

RUSHING	No.	Yards	Avg.	Lg	TD
Kelley	168	704	4.2	66	6
Jones	99	460	4.6	57	3
Thompson	68	356	5.2	25t	3
REDSKINS	379	1,696	4.5	66	17
Opponents	423	1,916	4.5	35	19

PASSING	Att	Comp	Yards	Cmp%	Yards/Att	TD	TD%	Int	Int%	Long	Sack/Lost	Rating
Cousins	606	406	4,917	67.0	8.1	25	4.1	12	2.0	80t	23/190	97.2
Way	1	1	31	100.0	31.0	0	0.0	0	0.0	31	0/0	118.8
REDSKINS	607	407	4,948	67.1	8.2	25	4.1	12	2.0	80t	23/190	97.4
Opponents	589	387	4,383	65.7	7.4	22	3.7	13	2.2	54	38/253	91.1

RECEIVING	No.	Yards	Avg.	Lg	TD
Garçon	79	1041	13.2	70t	3
Crowder	67	847	12.6	55t	7
Reed	66	686	10.4	33	6
REDSKINS	407	4,948	12.2	80t	25
Opponents	387	4,383	11.3	54	22

INTERCEPTIONS	No.	Yards	Avg.	Lg	TD
Norman	3	38	12.7	35	0
Breeland	3	32	10.7	26	0
REDSKINS	13	186	14.3	79	0
Opponents	12	201	16.8	64t	2

PUNTING	No.	Yards	Avg.	Net	TB	In	Lg	Blk
Way	49	2,209	45.1	38.9	4	15	61	0
REDSKINS	49	2,209	45.1	38.9	4	15	61	0
Opponents	61	2,797	45.9	38.9	4	18	68	0

PUNT RETURNS	Ret	FC	Yards	Avg.	Lg	TD
Crowder	27	15	328	12.1	85t	1
Blackmon	1	1	16	16.0	16	0
REDSKINS	29	16	344	11.9	85t	1
Opponents	27	7	222	8.2	19	0

KICKOFF RETURNS	No.	Yards	Avg.	Lg	TD
Thompson	17	360	21.2	28	0
Blackmon	4	109	27.3	45	0
REDSKINS	27	570	21.1	45	0
Opponents	25	534	21.4	86t	1

FIELD GOALS	1-19	20-29	30-39	40-49	50+
Hopkins	0/0	12/12	12/14	7/9	3/7
REDSKINS	0/0	12/12	12/14	7/9	3/7
Opponents	0/0	8/9	7/9	8/9	1/3

DEFENSE	T	S	A	TFL	PD	FF	FR
Foster	123	88	35	9	3	0	0
Compton	104	60	44	5	5	1	2
Breeland	71	60	11	1	11	2	0

SACKS: Ryan Kerrigan 11.0, Trent Murphy 9.0, Preston Smith 4.5, Chris Baker 3.5, Cullen Jenkins 1.5, Ricky Jean Francois 1.5, Ziggy Hood 1.0, Su'a Cravens 1.0, Bashaud Breeland 1.0, David Bruton Jr. 1.0, Mason Foster 1.0, Quinton Dunbar 1.0, Terence Garvin 0.5, Will Blackmon 0.5


NOTABLE RECORD (Finish): 8-7-1 (3rd NFC East)

Honors: QB Kirk Cousins, Pro Bowl, NFL Sportsmanship Award Nominee; WR Pierre Garçon, Walter Payton Man of the Year Nominee; DE Ricky Jean Francois, Media Good Guy Award; LB Ryan Kerrigan, Pro Bowl, PFWA All-NFC; TE Niles Paul, Ed Block Courage Award Nominee; TE Jordan Reed, Pro Bowl; G Brandon Scherff, Pro Bowl; T Trent Williams, Pro Bowl, Sporting News All-Pro, PFWA All-NFC

Starters: Offense: QB Kirk Cousins [16], WR Pierre Garçon [16], T Morgan Moses [16], G Brandon Scherff [16], WR DeSean Jackson [15], TE Vernon Davis [14], G Shawn Lauvaq [14], C/G Spencer Long [12], T Trent Williams [12], WR Jamison Crowder [9], RB Rob Kelley [9], TE Jordan Reed [8], RB Matt Jones [7], T Ty Nsekhe [4], C Kory Lichtensteiger [3], G Arie Kouandjio [2], WR Ryan Grant [1], TE Niles Paul [1], C John Sullivan [1]

Defense: DE Chris Baker [16], LB Ryan Kerrigan [16], CB Josh Norman [16], LB Preston Smith [16], LB Will Compton [15], CB Bashaud Breeland [14], DL Ziggy Hood [14], LB Mason Foster [13], S Duke Ihenacho [10], S Donte Whitner Sr. [9], DE Ricky Jean-Francois [7], S Will Blackmon [6], CB Kendall Fuller [6], S David Bruton Jr. [4], S Su'a Cravens [3], S DeAngelo Hall [3], CB Quinton Dunbar [2], DL Kedric Golston [2], CB Dashaun Phillips [2], CB Greg Toler [2], LB Martrell Spaight [1]

FACILITIES



Located in Landover, Md., FedExField serves as home to the Washington Redskins and as the area's premier sports and entertainment destination. Beyond the annual excitement of National Football League competition, the venue has played host to marquee soccer and college football events as well as internationally-recognized recording artists.

Over the last several years, Owner Dan Snyder and the entire Redskins organization have spearheaded efforts to enhance the guest experience. Among the improvements implemented with success in recent years have been an increase in the number of stadium gates and new parking plans to reduce congestion and welcome fans in and out more efficiently. The Redskins also upgraded Wi-Fi throughout the stadium, creating better access to enhanced game day features on the Redskins Mobile App and complimentary access to the Red Zone Channel via NFL Mobile for season ticket members.

The stadium, with a capacity of 82,000, sits on a 200-acre site and boasts the NFL's premier tailgating experience. Prior to each game, diehard Redskins fans arrive in style in decorated vans, buses, trucks and more. In recent years, President Bruce Allen, Super Bowl XXII MVP Doug Williams and others have visited the congregations of Redskins fans to share in the tradition of the league's top pregame tailgates.

Privately financed, FedExField was completed in a record 17 months and hosted the Redskins home opener on Sept. 14, 1997 – a 19-13 overtime win against the Arizona Cardinals. FedExField increased the Redskins' attendance capacity by more than 40 percent when the team left RFK Stadium after 1996. Nevertheless, the Redskins have sold out every home game for the past 49 seasons. All 200 (preseason, regular and postseason) contests at

FedExField through the 2016 season have been sellouts.

Construction on FedExField began in March 1996 and cost \$250 million. The following year, \$30 million was spent to create a 170,000 square-foot atrium encircling the entire stadium on the Joe Gibbs Club Level.

When Snyder bought the Redskins in July 1999, one of his first tasks was to make improvements to FedExField. Immediately, millions were invested in such projects as replacing metal rails with glass rails in order to provide unobstructed sight lines in the stadium bowl. Since his inaugural season, Snyder has spent more than \$100 million to enhance FedExField and ensure a best-in-class experience for fans.

Snyder also created unique Executive Suites, the NFL's largest video wall and added more than 1,000 cash parking spaces. The Redskins installation of new 100-foot long end zone HD Videoboards and eight new digital ribbon boards provide fans with out-of-town scores and statistics, and the implementation of a text message traffic alert system gives fans updates on the best gameday routes.

Snyder was also instrumental in the multimillion dollar renovation and replacement of the video control room and the movement of the late Sean Taylor's locker for viewing on the stadium's Club Level.

Prior to the 2011 season, the Redskins, along with NRG Energy, one of the largest energy companies in the United States, brought the largest solar installation of renewable energy in the region to FedExField – 8,000 solar panels, 10 electric vehicle charging stations and a 30-foot tall solar sculpture. Prince George's County Chamber of Commerce honored the Redskins' innovation in solar installation by recognizing them as the 2011 Green Business of the Year.

FedExField, while being the official

home of the Redskins, is also host to a variety of special events including premier college football games, world-class performers, international soccer matches and much more.

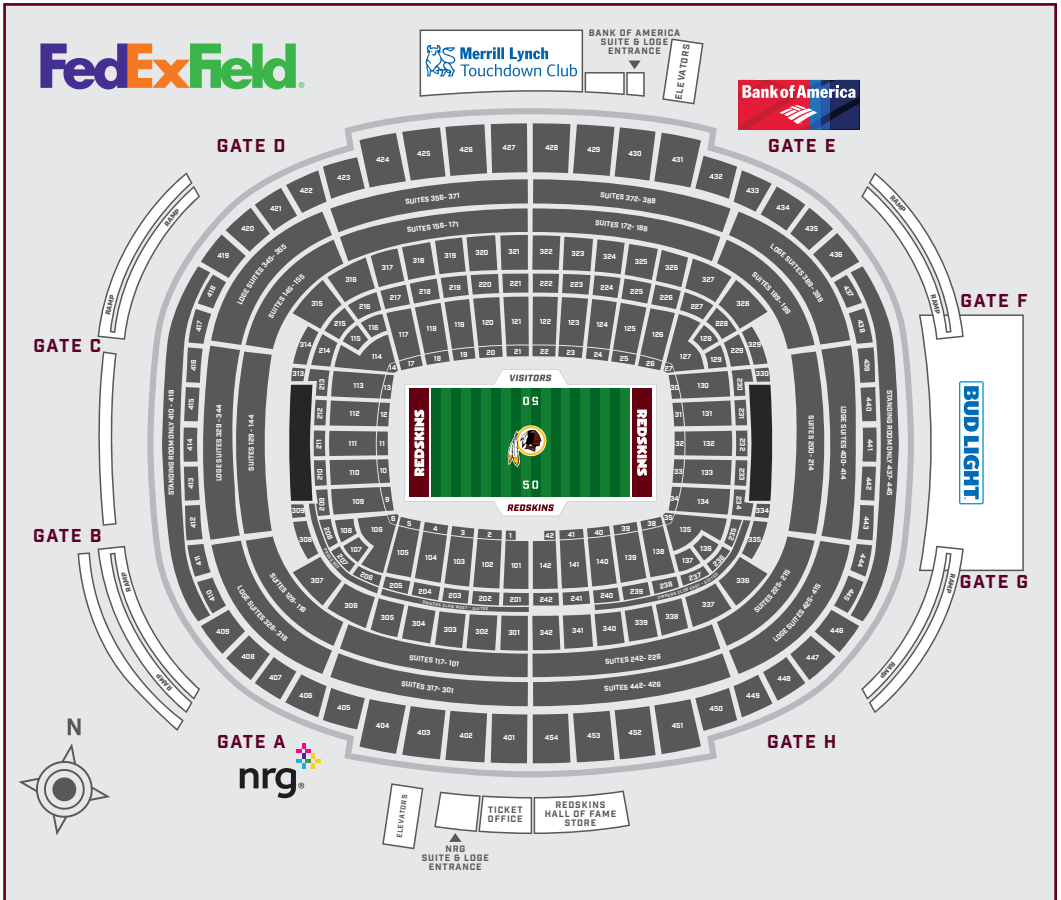
In 2017, the facility is playing host to a number of internationally acclaimed musical performers. In June, U2 will perform at FedExField as part of "The Joshua Tree Tour," celebrating the 30th anniversary of U2's chart-topping album, *The Joshua Tree*. In August, seven-time GRAMMY® Award-winners Coldplay will stop at FedExField as part of their "A Head Full of Dreams" tour. In the past, the venue has welcomed such musical luminaries as legendary rock group Guns n' Roses and award-winning country artist Kenny Chesney.

The home of the Redskins will also welcome top college football teams over the next several seasons. Upcoming college football clashes at FedExField include Virginia Tech vs. West Virginia (2017) and Maryland vs. Texas (2018). The venue has played host to a number of high-profile collegiate tilts, including a sold-out prime-time thriller between Virginia Tech and Boise State in September 2010 and welcoming the rich pageantry of the Army-Navy Game to the nation's capital for the first time in 2011.

FedExField has also become a destination for marquee soccer friendlies, including matches between the U.S. Men's National Team and world powerhouse Brazil in 2012, as well as show-downs featuring iconic clubs such as Chelsea, FC Barcelona and Manchester United in recent years.

Redskins Special Events opens up a world of possibilities by making its most exclusive areas that host the "who's who" of Washington during Redskins games available for non-game events throughout the year. FedExField is the perfect backdrop for any special occasion. For more information, check out <http://events.redskins.com>.

STADIUM DIAGRAM



RECOMMENDED ROUTES

All fans are encouraged to take the Metro Blue Line to the Morgan Boulevard Station. Exit onto the sidewalk, which will be on your right side after exiting the Metro gates, opposite the parking lot exit. Follow the sidewalk for less than a mile to FedExField. Utilize Metro Trip Planner at www.wmata.com to plan your trip to FedExField from your closest Metro station or Metro bus stop. For driving directions, please visit www.redskins.com/directions, or see below if you are traveling from one of the three major local airports.

From Baltimore-Washington International (BWI):

Take I-195W to exit 2B (MD-295 S towards Washington). Take the exit for MD-202. Turn left at the traffic light off the exit onto Landover Rd./MD-202 East (sign says South) toward Cheverly. Take Landover Rd./MD-202 East to Brightseat Rd. Turn right onto Brightseat Rd. Follow to stadium.

From Dulles Airport (IAD):

Take Dulles Airport Access and Toll Rd. to VA-267E towards Washington. Follow to I-495/1-95 N. Take exit 15 (Central Ave). Bear left off the exit ramp and follow to the traffic light. Turn left at the traffic light onto Central Ave./214W. Turn right onto Garrett A. Morgan Blvd. Follow to stadium.

From Ronald Reagan National Airport (DCA):

Take US-1S towards Alexandria. Continue on US-1S via the ramp to I-395S. Follow to I-495E/1-95 N. Take exit 15 (Central Ave). Bear left off the exit ramp and follow to the traffic light. Turn left at the traffic light onto Central Ave./214W. Turn right onto Garrett A. Morgan Blvd. Follow to stadium.

A DAY OF FIRSTS

On September 14, 1997, the Redskins opened their new stadium with a thrilling 19-13 overtime victory over the Arizona Cardinals in front of a record crowd of Washington fans.

In their first game at their new home, the Redskins were forced into overtime when Cardinals kicker Kevin Butler connected on a 47-yard field goal to tie the score with just two seconds remaining.

The Cards won the toss to start the extra period, but rookie defensive lineman Kenard Lang stripped Arizona running back Leeland McElroy of the football, and Derek M. Smith recovered for the Skins on the 35-yard line.

Quarterback Gus Frerotte (right) was sacked on first down, but on the next play he found Michael Westbrook in the endzone for a game-winning 40-yard drive.

REDSKINS 19, CARDINALS 13


Washington Redskins vs. Arizona Cardinals

Jack Kent Cooke Stadium - Landover, Md.
September 14, 1997 - 1 p.m.

	1	2	3	4	OT	Final
Arizona	7	0	3	3	0	13
Washington	3	7	0	3	6	19

SCORING

Team	Qtr	Time	Scoring Play
WAS	1	8:27	Blanton 20 yard field goal
ARI	1	0:57	Bennett 0 yard fumble return (Butler kick)
WAS	2	13:57	Westbrook 5 yard pass from Frerotte (Blanton kick)
ARI	3	0:52	Butler 32 yard field goal
WAS	4	1:13	Blanton 19 yard field goal
ARI	4	0:02	Butler 47 yard field goal
WAS	OT	13:24	Westbrook 40 yard pass from Frerotte



LIST OF FIRSTS

National Anthem:	Sung by Mary Chapin Carpenter
Coin Toss:	Redskins win toss and elect to receive
Snap:	Redskins center Jeff Uhlenhake to quarterback Gus Frerotte
Play:	Redskins Terry Allen three-yard run
Pass Play:	Redskins quarterback Gus Frerotte threw incomplete, intended for running back Terry Allen
Punt:	Redskins Matt Turk punts 53 yards with 13:57 left in the first quarter
Completion and first down:	Cardinals Kent Graham passed six yards to wide receiver Frank Sanders
Score:	Redskins Scott Blanton 20-yard field goal with 8:27 left in the first quarter
Touchdown:	Cardinals Tommy Bennett recovered blocked punt in the end zone with 0:57 left in the first quarter
Redskins Touchdown:	Michael Westbrook five-yard reception from Gus Frerotte with 13:37 left in the second quarter
Turnover:	Fumble by Cardinals Frank Sanders
Penalty:	False start by Redskins left tackle Shar Pourdanesh
Sack:	Redskins Marc Boutte sacks Kent Graham in first quarter
Interception:	Cardinals linebacker Ron McKinnon, on pass by Gus Frerotte with 10:46 left in the second quarter
Timeout:	Cardinals Kent Graham with 9:56 left in the second quarter
Halftime score:	Washington Redskins 10, Arizona Cardinals 7
Victory:	Washington Redskins 19, Arizona Cardinals 13 in overtime

As a guest of FedExField, your safety and enjoyment of the game day experience is our primary concern. Please note that everyone entering FedExField is subject to search by our security staff. This requires fans to enter through predetermined screening locations, which sometimes results in delays.

Per NFL policy, fans will be able to carry the following style and size bag, package, or container at stadium plaza areas, stadium gates, or when approaching queue lines of fans awaiting entry into the stadium:

****Bags that are clear plastic, vinyl or PVC and do not exceed 12" x 6" x 12." [Official NFL team logo clear plastic tote bags will be available through club merchandise outlets or at nflshop.com/allclear].**

****One-gallon clear plastic freezer bag [Ziploc bag or similar].**

****Small clutch bags are permissible, if they are approximately 4.5" x 6.5", with or without a handle or strap can be taken into the stadium with one of the clear plastic bags.**

An exception will be made for medically necessary items after proper inspection at a gate designated for this purpose. For more information, please visit: <http://www.nfl.com/allclear>

Please be aware that you may not bring the following items into FedExField: Bags, including: backpacks, gym bags, duffel bags, diaper bags, packages, briefcases, purses, fanny packs, etc... Food and beverages of any kind... Seat cushions with zippers or pockets... Umbrellas (plastic ponchos are available for sale at select merchandise areas)... Bottles, jugs, thermoses, cans, coolers, or any other container... Animals (except for certified guide dogs assisting disabled guests)... Whistles, horns and other noise makers... Weapons, firearms... Illegal drugs... Folding chairs and strollers

Leafletting or distribution of any literature is prohibited.

Understanding and adhering to these policies will help ensure that all fans enter FedExField in a safe and timely manner. If a ticket holder elects not to consent to these searches or is found attempting to enter with a prohibited item, the ticket holder may be denied entry into the stadium.

We appreciate your cooperation with game day security requirements.

Alcohol Sales

Alcohol is sold only to guests 21 years or older. Proper photo identification is required. There is a two (2) drink maximum per purchase, per person. On the Lower and Upper Levels, all alcohol sales will cease at the completion of the third quarter of Redskins games. Sales may be discontinued earlier at the discretion of management and for other events.

ATMs

ATMs are located on the following levels:

**** Lower Level:** Sections 103, 111, 116, 124, 131 and 139

**** Club Level:** Sections 303, 324, 330 and 335

****Upper Level:** Sections 409, 422, 434 and 449

Automobile Assistance

FedExField provides complimentary automobile assistance for lockouts, jump starts and flat tires. Please visit the nearest Guest Services Booth or ask a FedExField representative for assistance. Guest Services Booths are located by the elevators at the NRG Gate (Gate A) and the Bank of America Gate (Gate E) on all levels.

Away Games

Ticket and travel packages for all Redskins away games

can be purchased through the Redskins travel partner, PrimeSport at PrimeSport.com. Stay at the team hotel, receive souvenirs, and most importantly, get tickets to the game in the Redskins section.

Bud Light Party Pavilion

The Bud Light Party Pavilion is located on the exterior plaza (at Gates F and G). This area opens three hours prior to kickoff and has musical entertainment and food and beverage concessions. A game ticket is required to enter the Bud Light Party Pavilion and there is no exit/re-entry allowed.

Bud Light Social Lounge

Located at section 113, the Redskins and Anheuser Busch have created a one-of-a-kind interactive Social Lounge complete with a virtual field goal kick, two morphing stations, and tablet experiences. Grab a Bud Light and play one of the many Xbox Ones, upload your experiences, and remember to drink responsibly. You must 21+ to enter the Lounge

Cameras

Still cameras, digital cameras and handheld video cameras are permitted at sporting events, as long as they do not interfere with a fan's gameday experience. Guests may not reproduce any shots for any commercial use without the written permission of the Redskins. For concerts, still cameras, digital cameras, video cameras and audio recording devices are not permitted.

Charitable Foundation

The Washington Redskins Charitable Foundation is the non-profit foundation of the team and was founded by Redskins owner Daniel M. Snyder in the spring of 2000. For information on WRCF, see Page 3.

Cheerleaders

The Washington Redskins Cheerleaders provide in-game entertainment at all Redskins games. They are also available for appearances at special events. Please call 301-276-6775 for more information or visit Redskins Cheerleaders section of web site.

Club Level ["StubHub Club Level"]

The StubHub Club Level concourse is enclosed with furnished lounges, big screen televisions, food courts, the EA Players Sports Lounge (Sections 330-334), a sports bar (Sections 309-313), Hooter's (Sections 314-316) and MGM National Harbor Club (Sections 306-308). Guests with a ticket for the Club Level, Dream Seats, Loge, Suites, or Owner's Club may enjoy the Club Level amenities at any time during the event. For more information, contact the Premium Seat Sales department at 301-276-6800 or by e-mail at clubinfo@redskins.com.

Craft Haus Presented by Goose Island

Craft Haus Presented by Goose Island is located on the Club Level between Sections 306-308. Club, Dream Seats, Loge, Suite, and Owner's Club ticket holders can enjoy bar and table service, the NFL RedZone channel on the jumbo video wall, and a great selection of craft and local beers at the 130-foot full bar. The Club opens two hours prior to kickoff and is open up to two hours after the game.

Disabled Access

The Redskins and FedExField want to make every guest feel welcome at the stadium. If you or someone you are with has questions about accommodations for disabled fans, you may reach us before, during, or after an event by email at [2017 WASHINGTON REDSKINS MEDIA GUIDE](mailto:ac-</p>
</div>
<div data-bbox=)

commodations@redskins.com, by phone at (301) 276-6100, or by visiting any of our Guest Services booths, located on every level inside the stadium at Gates A and E, on the day of the game. Please note that accessible seating and parking is limited, so please call ahead and/or arrive early to ensure availability.

Dream Seats

The Dream Seats are located on the field and are accessed via the 100 Level portals. The Dream Seats are Sections 1-42 and correspond with those sections on the 100 Level (i.e. Section 2 on the Dream Seats corresponds with Section 102). Guests with Dream Seats can also access the Club Level. For more information, contact the Premium Seat Sales department at 301-276-6800 or by email at clubinfo@redskins.com.

EA Sports Players Lounge

The EA Sports Players Lounge is located on the Club Level between Sections 330-334. Club, Dream Seat, Owner's Club, Suite and Loge ticket holders can enjoy Madden game consoles, a full bar, comfortable seating and a live band on the outdoor patio during the Fifth Quarter after every Redskins home game. The Lounge opens two hours prior to kickoff and is open up to two hours after the game.

Elevators

Elevators are located at the NRG Gate [Gate A] and the Bank of America Gate [Gate E] for the convenience of Loge, Suite, and disabled guests. Disabled guests can get an elevator pass for themselves and one companion at any Guest Services booth.

Escalators

The Club Level escalators, located at Section 101 and Section 122, are available to Guests with a Club, Dream Seats, Loge, Suite or Owner's Club ticket. An escalator which accesses the Upper Level only is located between the NRG Gate [Gate A] and Gate B at Section 106 for the convenience of our Upper Level Guests and can be accessed either via the concourse or the turnstiles at the NRG Gate [Gate A]. The Upper Level escalator drops Guests off at Section 412.

Family Restrooms

Family restrooms with baby-changing stations are located at the elevator towers at the NRG Gate [Gate A] and the Bank of America Gate [Gate E] on all levels.

Fan Code of Conduct

It's everyone's responsibility to ensure every FedExField experience is great for every fan. We're looking for fans to pledge your support to ensure this is a safe and enjoyable experience for everyone. Respect all fans by following these simple rules:

****Foul or offensive language is discouraged**

****No fighting or engaging in unruly behavior**

****Don't throw anything**

****If you drink, drink responsibly**

****Always follow instructions from stadium staff**

Stadium staff is here to help and will promptly intervene when someone isn't being respectful. Irresponsible fans violating these rules or possessing prohibited items will be ejected and denied entry into the stadium for future games and events.

See someone or something that is disrespectful? Say something! Text "SKINS" to 69050 for assistance or call our game day hotline at 301-276-6100.

Be responsible and respect everyone's right to enjoy the

game! Make FedExField the best place anywhere to watch great NFL Football.

FanDuel Lounge

Located on the Club Level, the FanDuel Lounge is a great place to watch the game indoors and get up-to-date fantasy stats from around the league. The FanDuel Lounge is located at Sections 309-313 on the Club Level.

Fifth Quarter

Guests with Club, Dream Seats, Loge, Suite or Owner's Club tickets can enjoy post-game entertainment in the EA Players Sports Lounge on the Club Level for two (2) hours after the game. For more information, contact the Premium Seat Sales department at 301-276-6800 or by email at clubinfo@redskins.com.

First Aid Stations

First Aid stations are located at the elevator towers at Sections 103 and 125 on the Lower Level, on the Club Level at Sections 303 and 324, and the Upper Level at Sections 403 and 430.

Gates Open

Stadium gates for Redskins games open two (2) hours prior to kickoff. For all other events, gate opening times will vary. Parking lots for Redskins games open four (4) hours prior to kickoff, with the exception of the RedZone Lot opening five (5) hours prior to kickoff.

Good Sport (Designated Driver)

Redskins fans are the best around! That's why the Washington Redskins and Bud Light have teamed up to implement the Good Sport program at FedExField as a thank you to fans who respect the rights of others, drink responsibly and designate a driver at Redskins home games. Fans may sign up to be a Good Sport at any Guest Relations Booth inside the stadium. Those who register will win instant rewards and be entered to win two (2) Redskins Prize Packs. Winners will be announced during the game! Thanks for being a Redskins Good Sport.

Guest Relations Booths

Guest Relations Booths are located at the elevator towers on all levels. The Guest Relations staff will assist in making your visit more enjoyable by providing information regarding FedExField and its services.

Hall of Fame Plaza - Corporate Hospitality

The Hall of Fame Plaza is a corporate hospitality area located between the Verizon Gate [Gate D] and the Bank of America Gate [Gate E]. Corporate Hospitality packages include tickets, parking, and pre-game food and drink for groups of 25. For more information, contact Corporate Hospitality at hospitality@redskins.com.

Hall of Fame Store

The Redskins Hall of Fame Store is located next to the Gate H on the Lower Level across from Section 141. The Hall of Fame Store is open during the week from 10 a.m.-6 p.m. Monday through Saturday, all year round. On game day the store opens when parking lots open and stays open up to two hours after the game. The store accepts American Express, MasterCard, Visa and Discover. For more information, contact the store at 301-276-6680 or by email at store1@redskins.com.

Hooters™ Club Level Restaurant

Located between sections 314-315, the Hooters Club Level Restaurant opens two hours before kickoff and stays open for two hours after every game. Club, Dream Seats, Owner's Club, Suite and Loge ticket holders can enjoy pre-game shows, NFL highlights and early or late games on one of many flat screen TVs. No reservations required.

Lap Passes

All children ages two (2) and under may attend a Redskins game free of charge with a lap pass in lieu of an issued ticket. Lap passes are available at all entrance gates on the day of the game. The child must be present to receive a pass. Children age three (3) and over must have an admission ticket. This policy is subject to change for other events at FedExField.

Levy Restaurants

Levy Restaurants provides all food and beverage services at FedExField. To contact their concessions department, which services are available at all entrance gates on the day of the game. The child must be present to receive a pass. Children age three (3) and over must have an admission ticket. This policy is subject to change for other events at FedExField.

Loge

Located in each end zone on the Upper Suite Level, the Loge provides enclosed seating with private concessions, restrooms, and catering by Levy Restaurants. The Loge seating is located from Loge 318-354 (West Loge) and from Loge 389-425 (East Loge). Guests may access the Loges from any ramp or the elevators located at the NRG Gate (Gate A) and the Bank of America Gate (Gate E). For more information, contact the Suites department at 703-726-7290 or by email at suites@redskins.com.

Lost & Found

If an item is lost at FedExField during an event, please visit the nearest Guest Services Booth. After an event and on non-event days, contact the Lost & Found Department at 301-276-6025 and leave a detailed message including description of the item and the best number to call back.

Lost Children

Parents are encouraged to register their children attending an event at any Guest Services Booth, located at the NRG Gate (Gate A) and the Bank of America Gate (Gate E) on all levels. Children will receive a wristband indicating their seat location. Should a child get lost, they may approach the nearest FedExField representative, usher or uniformed officer for assistance.

Lower Level ("George Preston Marshall Lower Level")

The Lower Level consists of Sections 101-142 and Sections 201-242 and is a general seating area. Sections numbered in the 100's and 200's can be accessed directly from the Main Concourse.

Media (Press)

All media must enter FedExField through the South Field Tunnel below Gate B on event days. Media credentials and Media Will Call can be picked up at the South Field Tunnel entrance four (4) hours prior to kickoff. For more information, please contact Redskins PR at 703-726-7000.

Merchandise

A wide variety of sporting apparel, novelties and GameDay programs are available at novelty stores and tents located

throughout FedExField and at the Redskins Hall of Fame Store. Also, visit our Redskins Official Store Locations in:

Maryland

** FedExField: 301-276-6680

** Montgomery Mall: 301-365-6662

Virginia

** Dulles Town Center: 703-430-0062

** Tysons Corner Center (I): 703-893-0993

** Fair Oaks: 703-691-3604

To purchase official Redskins merchandise online, go to shop.redskins.com.

Merrill Lynch Touchdown Club

Located in the Hall of Fame Plaza between the Verizon Gate (Gate D) and the Bank of America Gate (Gate E), the Merrill Lynch Touchdown Club memberships feature Lower Level sideline views, pre-game field passes for most home games, away game travel with the Redskins, and a fully catered VIP tailgate with an open bar. Meet Redskins Cheerleaders and alumni on game days and enjoy access to the StubHub Club Level, VIP parking and more. It's the best of everything football! View an informational video on the Touchdown Club. For additional information, please direct all inquiries via email to TouchdownClub@Redskins.com.

Metro

You can travel to FedExField via public transportation using the Metrorail system. Just take the Blue or Silver Lines to the Morgan Boulevard Metro Station. The Morgan Boulevard Station is located on Garrett Morgan Boulevard and is within 1-mile walking distance to stadium.

For more information, visit the Washington Metropolitan Area Transit Authority web site at www.wmata.com.

Owner's Club - East and West

The Owner's Club is an area located on the second floor of the NRG Gate (Gate A) side of the building. It is an enclosed area which includes luxury suites and furnished lounges.

Parking and Directions

Visit www.redskins.com to get parking and direction information or find out about public transportation to the stadium.

Premium Seats

For information regarding Club, Dream Seats, or Loge seats, please contact the Premium Seat Sales department at 301-276-6800 or by email at clubinfo@redskins.com.

Premium Seating Re-Entry Access Pass

If you have a ticket for the Club, Loge, Suite or Owner's Club Levels and wish to visit another seating level of FedExField, please see a FedExField representative at any ramp, escalator or elevator prior to exiting your level to receive a premium seating re-entry access pass. Please hold onto this pass and your original ticket to gain re-entry back to your seating level.

Press Box

The Shirley Povich Press Box is located on the second floor at the NRG Gate (Gate A). The press must use the Press Stairwell to travel between the Field Level and the Press Box, or use the ramp at NRG Gate (Gate A) across from Section 106 to travel from the 100 Level concourse to the Press Box. Only individuals with the proper credentials are admitted into the Press Box.

Prohibited Items

Please see the first section of the Stadium Guide.

Radio and TV Policy

Small portable radios or televisions are permitted provided the volume does not interfere with other guests' enjoyment of the event.

Ramps

Visit www.redskins.com for a map showing the location of accessible ramps and elevators.

Code compliant public ramps are available at FedExField. These ramps are located adjacent to the Bank of America, NRG, Verizon gates, and Gate H.

Public elevators are available for guests with mobility issues. If you or someone you are with requires access to an elevator, please have your group visit any Guest Services location to obtain an elevator wristband. FedExField reserves the right to take appropriate legal action against individuals who fraudulently obtain elevator wristbands.

Re-entry Policy (Stadium)

Once a guest exits FedExField, there is no re-admission except on a full, unused ticket for that day's event.

Smoking Policy

Smoking is not permitted in the seating bowls, Lower Level concourse, portals, tunnels or restrooms of FedExField. Guests wishing to smoke may do so in designated smoking areas.

Smoking is also permitted on the Smoking Deck at the elevator tower at the NRG Gate (Gate A) and the Bank of America Gate (Gate E).

Stairwells

Stairwells from the Lower Level to the Upper Suite Level are located at the NRG Gate (Gate A) and the Bank of America Gate (Gate E) next to the Club Level escalators. Club, Dream Seats, Loge, Suite, and Owner's Club ticket holders may access the stairwells.

Suites

FedExField's suites are located on the floors between the Club Level and Upper Level. These Suites are divided into the Lower Suite Level (Suites 101 - 242) and the Upper Suite Level (Suites 301 - 317, 356-388 and 427-442). Access to the suites is from any ramp or the elevators located at the NRG Gate (Gate A) and the Bank of America Gate (Gate E).

The Owner's Club Level is divided into the West side (Suites 1-10) and the East side (Suites 1-24) and is located on the second floor at the NRG Gate (Gate A), accessed via the elevators or press stairwell.

Tailgating

Tailgating involves the use of grills, coolers, chairs, tables or other devices that could inhibit pedestrian passage or vehicular access. Activities that do not use any additional space beyond your parking space are permitted. Port-o-lets are provided throughout the parking lot.

In order for all guests to enjoy the tailgating experience, we ask that fans follow these guidelines:

** When parking, park your car in one space only and between the white lines.

** Parking permits are to be used for cars only, not for additional tailgating space or storage.

** Be considerate of other guests' vehicles.

** For the safety of all guests and for emergency vehicle access, please keep all aisles clear.

** Dispose of all trash in proper receptacles.

** Prior to entering FedExField, please extinguish all flames and grills. Ash dumpsters are available throughout the lots for your convenience. Do not place a hot grill in or under any vehicle.

Visit www.redskins.com to download a PDF tipsheet for Guidelines For Safe Tailgate Grilling (PDF), courtesy of the Prince George's County (Md.) Fire/EMS Department.

Ticket Office Information

Visit www.redskins.com for Ticket Office policies and general information, including changes to your account, ticket transfers, and Will Call services.

Uber Pick-Up & Drop-Off Zone

Uber is the Official Ride-Share Partner of the Washington Redskins. Fans can take Uber to FedExField and take advantage of the Uber Pick-Up & Drop-Off Zone, conveniently located at the Prince George County Sports & Learning Complex adjacent to the FedExField parking lots and a short walk to Gate D.

Drop-Offs: Enter your destination address as Prince George's County Sports Complex (8001 Sheriff Rd, Hyattsville MD 20785). Your driver will be instructed to drop you off at the Uber Pick-Up & Drop-Off Zone adjacent to FedExField.

Pick-Ups: Exit the stadium and follow the Uber way-finding signs to Redskins Road. There will ample signage directing you to the Uber Pick-Up Drop-Off Zone located at Prince George's County Sports Complex (8001 Sheriff Rd, Hyattsville MD 20785). You will be able to request a ride when you're in the Uber Pick-Up Drop-Off Zone. Fans will only be able to request a pickup at the Uber Pick-Up & Drop-Off Zone.

Upper Level ("Pete Rozelle Upper Level")

The Upper Level is a general seating area numbered from Sections 401-454.

Weapons

Local, state, and federal law enforcement personnel are no longer allowed to carry firearms in the stadium unless they are on duty at the stadium.

Wi-Fi presented by United Airlines

Fans may access free Wi-Fi throughout the stadium. Actual speeds may vary due to the amount of devices connected and physical attributes of the stadium. To access, select network: FedExField.

Contact Information:

Comments:

Phone: 301-276-6100

Fax: 301-276-6061

E-mail: WashingtonRedskinsFans@redskins.com

Phone Numbers:

Premium Seat Sales Office: 301-276-6800

Inova Sports Performance Center at Redskins Park: 703-726-7000


Stadium Administrative Offices: 301-276-6000

Stadium Lost & Found: phone: 301-276-6025

Suite Sales Office: 703-726-7290

Ticket Office: 301-276-6050

INOVA SPORTS PERFORMANCE CENTER



Since 1992, the Washington Redskins have made their home on a picturesque 162 acres of land in Ashburn, Va., at Inova Sports Performance Center at Redskins Park, the team's year-round headquarters. More than 20 years later, commitments to construction and renovation are helping the facility stay amongst the upper echelon of team training facilities in all of professional sports.

In the summer of 2012, the Redskins and the Commonwealth of Virginia announced plans for \$35 million in renovations to the team's Northern Virginia home. The plan includes financing from both the Commonwealth of Virginia and Loudoun County.

"During the last two years, the Washington Redskins have made significant improvements to modernize FedExField and Redskins Park, ensuring a best-in-class game day experience for our fans and an excellent training environment for our players," said Redskins President Bruce Allen. "We are very pleased to continue our relationship with the Commonwealth of Virginia that my father established 41 years ago. We are proud to call Loudoun County the home of Redskins Park."

In addition, the team officially opened the Redskins Indoor Training Facility in early 2012. The facility stands 96 feet high and houses a 120-yard practice field, complete with hanging uprights and space to accommodate the team's video needs.

"This is going to give us a great op-

portunity to work when we have some inclement weather," Allen said. "We're trying to find ways to maximize the players' health and efficiency."

The team has called the location its home since August of 1992, enjoying a private haven away from distractions. The complex features four football fields, strength training and sports medicine facilities, offices and meeting rooms for players, coaches and front office staff, and accommodations for print and broadcast media.

The Redskins officially welcomed Inova as the facility's namesake in 2016. That same year, the Redskins unveiled extensive renovations to the team's locker rooms to feature amenities geared to the modern athlete.

Located in Loudoun County, one of the fastest growing areas in the United States, Inova Sports Performance Center at Redskins Park is tucked away from highways and other office buildings. The two-story concrete and glass structure looks deceiving in size. Visitors enter a bright, spacious lobby that leads to three carefully groomed natural grass playing fields and an additional artificial turf surface.

The lower level of the building is dedicated to football operations, including player and staff locker rooms, an enhanced strength and conditioning center, the equipment room, athletic training rooms and video studio. The athletic training facilities include an x-ray room and dentist office, in addition to private examining rooms for

medical staff. During the 2013 renovations, the Redskins expanded their team kitchen on the lower level, allowing players and staff greater access to top-of-the-line nutritional options. Renovations continued during the 2015 offseason to expand the facility's upper floor, including a renovated lobby that welcomes guests with new trophy displays displaying the team's rich tradition and a multi-screen video board.

One side of the upper floor consists of coaches' and personnel offices and a large, 105-seat multipurpose auditorium, used for team meetings, press conferences and video sessions. The other side of the building houses offices for the club's accounting, marketing, public relations and administrative offices. The public area of the building consists of large hallways, high ceilings with natural lighting.

A studio was completed in the rear of the building in 2005. The glassed studio houses the Redskins Broadcast Network, including broadcasts of Redskins Nation and The Redskins Coach's Show.

In 2005, an additional building adjacent to the main facility was constructed housing the Redskins Charitable Foundation, information technology and alumni departments, as well as the Media Workroom. The Workroom includes work stations, wireless internet, flat screen televisions, men's and women's restrooms, and a kitchen.

TRAINING CAMP

The Washington Redskins will hold their 2017 Washington Redskins Training Camp beginning on Thursday, July 27. The schedule features a total of 23 public on-field sessions available to fans, highlighted by Fan Appreciation Day on Saturday, Aug. 5.

The team holds its annual camp at the state-of-the-art Bon Secours Washington Redskins Training Center, which features two full-size natural grass fields, a natural grass drill field, spectator areas, locker rooms and a high-tech training room. The Bon Secours Virginia Health System ensures the facility serves as a valuable year-round resource for the community when camp is not in session. The facility serves as a full-service sports medicine rehabilitation and men's health center on the property throughout the year, in addition to offering men's health, fitness and education programs. The facility is also home to "movin' mania," Bon Secours' healthy kids initiative.

Training camp is an annual ritual in the NFL, an opportunity for fans from all over the country to come see their favorite Redskins players in action on the practice field, and get a first glimpse of newly signed free agents and draft picks.



Announced practices are open to fans, free of charge, including Fan Appreciation Day on Saturday, Aug. 5. Visitors are encouraged to bring lawn chairs or blankets, as they will be able to sit along the hill overlooking the playing fields. After each practice, fans will have the opportunity to gather autographs and take photos of their favorite players as they walk off the field to the locker rooms.

Credentialed media will have additional access to the players and practice areas, and can coordinate interviews through the Redskins Public Relations Department. All media attending Redskins Training Camp must obtain credentials to gain access to the grounds. For information about credential policies and procedures, media members should contact Tish Carmona of Redskins Public Relations at carmonat@redskins.com.

Detailed training camp practice schedules and more information about the Bon Secours Washington Redskins Training Center and a full training camp FAQ can be found by visiting www.redskins.com/trainingcamp.



TRAINING CAMP LOCATIONS

2013-17	Bon Secours Training Center (Richmond, Va.)
2003-12	Redskins Park (Ashburn, Va.)
2001-02	Dickinson College (Carlisle, Pa.)
2000	Redskins Park (Ashburn, Va.)
1995-99	Frostburg State (Frostburg, Md.)
1963-94	Dickinson College (Carlisle, Pa.)
1946-62	Occidental College (Los Angeles, Calif.)
1945	Georgetown University (Washington, D.C.)
1943-44	Balboa Park (San Diego, Calif.)
1941-42	Brown Military Academy (San Diego, Calif.)
1940	Wandermere Resort (Spokane, Wash.)
1939	Eastern Washington University (Cheney, Wash.)
1938	Ballston Stadium (Arlington, Va.)
1937	Anacostia Park (Washington, D.C.)
1936	Municipal Field (Framingham, Mass.)
1935	Country Club (Waltham, Mass.)
1934	Rosebud Gardens (Wayland, Mass.)
1933	Northwestern University (Evanston, Ill.)
1932	City Stadium (Lynn, Mass.)



THE GAMEDAY EXPERIENCE

WASHINGTON REDSKINS MARCHING BAND


The Washington Redskins Marching Band has led sellout crowds in stirring renditions of the team's fight song, "Hail to the Redskins," for generations. The Redskins Marching Band is celebrating its 80th anniversary in 2017, having entertained Redskins fans at home games from Griffith Stadium to RFK Stadium to FedExField.

The all-volunteer ensemble formed in 1937, when George Preston Marshall brought the team from Boston to Washington D.C. with the goal of entertaining fans from the moment they walked into the stadium until the time they exited.

For more than three quarters of a century, the Marching Band has taken great pleasure in entertaining fans with their pre-game and halftime shows.

Over the years, the group has marched between train stations and stadiums before notable games, down Broadway before a New York Giants game in the early 1960s, and around the concourse of Tampa Stadium during Super Bowl XVIII.

"Hail to the Redskins" made its debut as the official fight song of the Washington Redskins on Aug. 17, 1938. The song was written by renowned band leader Barnee Breeskin and the lyrics were penned by Hollywood movie star Corinne Griffith, Marshall's wife.



HAIL TO THE REDSKINS

*"Hail to the Redskins!
Hail Victory!
Braves on the warpath,
Fight for old D.C.!"*

*Run or pass and score,
we want a lot more.
Beat 'em, swamp 'em, touchdown,
let the points soar!*

*Fight on, fight on,
'til you have won,
Sons of Wash-ing-ton! (Rah! Rah! Rah!)"*



THE GAMEDAY EXPERIENCE

REDSKINS RING OF FAME

Hanging on the inside facade of FedExField are some of the most hallowed names in Redskins history. The names, encircling the playing field from above, pay tribute to 49 members of the organization whose contributions still resonate and reverberate through franchise history.

The Redskins Ring of Fame added its 49th member in 2016, former General Manager Bobby Beathard during half-time of the team's victory against the Minnesota Vikings on Nov. 13, 2016.

Beathard's illustrious career as an NFL executive included 11 seasons as General Manager of the Redskins from 1978-88. After taking the job on Feb. 24, 1978, Beathard guided the organization to three Super Bowl appearances, including victories in Super Bowls XVII and XXII. Many of the players he acquired remained on the roster for the team's Super Bowl XXVI victory as well.

In Beathard's 11 seasons as General Manager, the Redskins averaged 9.5 wins a year. The team posted a regular season winning percentage of .625 (105-63) in that time frame, best in the NFC and second-best in the NFL. No team in that time frame posted a better postseason winning percentage than the Redskins, who went 11-3 in postseason play in his tenure for a winning percentage of .786.

Beathard began his career as a part-time scout for the American Football League's Kansas City Chiefs in 1963. He earned an AFL championship ring with the organization in 1966 en route to the team's berth in Super Bowl I. He would later serve as a scout for the Atlanta Falcons from 1968-71 and as Director of Player Personnel for the Miami Dolphins from 1972-77 prior to joining the Redskins. He finished his career as General Manager of the San Diego Chargers, serving in that capacity from 1990-2000.

In all, Beathard's teams made seven Super Bowl appearances, including one by Kansas City (1966), two by Miami (1972-73), three by Washington (1982-83 and 1987) and one by San Diego (1994).


Beathard worked with 23 of the previous 48 members of the Redskins' Ring of Fame in various capacities during his career and was responsible for the acquisition of 12 players or head coaches in that membership. He was also named by a blue ribbon panel as a member of the 80 Greatest Redskins in 2012 during the team's 80th Anniversary celebration.



CURRENT RING OF FAME MEMBERS

George Allen	Head Coach, 1971-77
Cliff Battles	Running Back, 1932-37
Sammy Baugh	Quarterback, 1937-52
Bobby Beathard	General Manager, 1978-88
Jeff Bostic	Center, 1980-93
Gene Brito	Defensive End, 1951-53, 1955-58
Larry Brown	Running Back, 1969-76
Dave Butz	Defensive Tackle, 1975-88
Gary Clark	Wide Receiver, 1985-92
Monte Coleman	Linebacker, 1979-94
Jack Kent Cooke	Owner, 1961-97
Bill Dudley	Running Back, 1950-51, 1953
Wayne Curry	P.G. County Executive, 1994-2002
Pat Fischer	Cornerback, 1968-77
Joe Gibbs	Head Coach, 1981-92, 2004-07
Darrell Green	Cornerback, 1983-2002
Russ Grimm	Guard, 1981-91
Chris Hanburger	Linebacker, 1965-78
Ken Harvey	Linebacker, 1994-98
Len Hauss	Center, 1964-77
Phil Hochberg	P.A. Announcer, 1963-2000
Ken Houston	Safety, 1973-80
Sam Huff	Linebacker, 1964-67 / 1969
Joe Jacoby	Tackle/Guard, 1981-93
Dick James	Running Back, 1956-63
Sonny Jurgensen	Quarterback, 1964-74
Charlie Justice	Running Back, 1950, 1952-54
Billy Kilmer	Quarterback, 1971-78
Eddie LeBaron	Quarterback, 1952-53, 1955-59
Vince Lombardi	Head Coach, 1969
Dexter Manley	Defensive End, 1981-89
Charles Mann	Defensive End, 1983-93
George Preston Marshall	Team Founder, 1932-69
Wayne Millner	End, 1936-41, 1945
Bobby Mitchell	Flanker, 1962-68
Brian Mitchell	Running Back, 1990-99
Art Monk	Wide Receiver, 1980-1993
Mark Moseley	Kicker, 1974-86
Brig Owens	Defensive Back, 1966-77
Richie Petitbon	Safety, 1971-72, Coach, 1978-93
Vince Promuto	Guard, 1960-70
John Riggins	Running Back, 1976-79, 1981-85
Mark Rypien	Quarterback, 1986-93
Jerry Smith	Tight End, 1965-77
Charley Taylor	Wide Receiver, 1964-77
Sean Taylor	Safety, 2004-07
Joe Theismann	Quarterback, 1974-85
Lamar "Bubba" Tyer	Trainer, 1971-2002, 2004-08
Doug Williams	Quarterback, 1986-89

THE GAMEDAY EXPERIENCE



THREE CHEERS FOR THE REDSKINETTES!



Ever since 1962, the Redskinettes have been an integral part of a Redskins home game. Thanks for a job well done.



FIRST LADIES OF FOOTBALL

From the Redskinettes to the First Ladies of Football, the Redskins Cheerleaders are one of the longest running cheerleading teams in the NFL. Founded in 1962, and originally named the Redskinettes, this team has brought worldwide recognition to the Washington, D.C. area, The Washington Redskins, and the NFL.

Partnered with the largest and most prominent Alumni Association among cheerleading teams – **in 2017 over 950 strong** – the women who have cheered and continued to support the Redskins have also helped raise millions of dollars since the team's inception and support more charities and community events every year.

The First Ladies of Football have been supported by Armed Forces Entertainment to complete **55 and counting** International Tours to entertain and bring a piece of home to military men, women and children. Beautiful, modest, intelligent and passionate about their commitment to charity and community, these ladies have established themselves as the premier squad in the NFL.

Celebrating
55 Years



THE GAMEDAY EXPERIENCE



Meet the

CAPTAINS



Jordyn

Chantelle

Jade J

Masako

The "First Ladies of Football" have an exciting 2017 season ahead.

The most beautiful, talented and entertaining performers in professional sports just got even better!

This year Chantelle, Masako, Jade J and Jordyn will be the four ladies heading up the Redskins Cheerleaders as line captains. The team added 11 new Cheerleaders to the roster. The team is looking forward to overseas military appreciation tours, presented by GEICO Military, and recently just produced its 20th anniversary edition of their swimsuit calendar. For field and stage, they added new sections to the already popular Variety Show, and have been rehearsing since April to bring the best performances to FedExField. You will be entertained by the world's most elite group who not only support the team, but also live, work and attend school in the Washington D.C. metro area. These educated women always find time to mentor youth in the area as well as volunteer to travel overseas to entertain our military men, women and families.



WASHINGTON REDSKINS RADIO NETWORK



Live broadcasts of Washington Redskins games can be heard in the Washington, D.C. area on ESPN 980, which serves as the home of the Washington Redskins all year long.

In addition, WMAL (105.9 FM/630 AM) will carry Redskins Radio Network broadcasts in the Washington, D.C. metro area on game days this season. The broadcasts represent a homecoming of sorts, as the Redskins will return to the same WMAL airwaves on which the team's broadcasts aired as early as 1942. In addition to carrying game broadcasts, WMAL will carry an hour of the Redskins Radio Network pre-game show as well as an hour of Redskins Radio Network postgame programming.

The Redskins Radio Network provides wall-to-wall coverage with an information-packed pre-game show, halftime analysis with former Redskins great Brian Mitchell, a recap driven post game show and all the play-by-play in-game action.

The games can also be heard online on ESPN980.com and the Redskins mobile app. Redskins fans are invited to join Pro Football Hall of Famer Sonny Jurgensen and Redskin greats Chris Cooley and Doc Walker for all the analysis as Larry Michael calls the action throughout the season.

Outside of the Washington, D.C., metropolitan area, the Redskins Radio Broadcast Network covers four states: Maryland, Virginia, North Carolina and West Virginia.



RADIO AFFILIATES

Check Redskins.com for the latest updates

Flagship Station	Call Letters	Frequency
Washington D.C. Area.....	WTEN-AM.....	980
Washington D.C. Area.....	WMAL-AM.....	630
Washington D.C. Area.....	WMAL-FM.....	105.9

Maryland	Call Letters	Frequency
Hagerstown/Frederick	WVEG-FM.....	106.9
Cumberland	WCBC-AM.....	1270
MD and DE Beaches.....	WSUX-AM.....	1280
MD and DE Beaches.....	WSUX-FM.....	101.1

Virginia	Call Letters	Frequency
Richmond.....	WXGI-AM.....	950
Richmond.....	WZEZ-FM.....	100.5
Roanoke	WFIR-AM.....	960
Roanoke	WFIR-FM.....	107.3
Front Royal.....	WFQX-FM.....	99.3
Gloucester.....	WXGM-FM.....	99.1
Tappahannock.....	WRAR-FM.....	105.5
Staunton	WKDW-AM	900
Waynesboro.....	WKCI-AM.....	970
Fredericksburg.....	WGRQ-FM.....	95.9
Charlottesville.....	WCHV-FM.....	107.5
Charlottesville.....	WCHV-AM.....	1400
Harrisonburg.....	WSVA-AM.....	550
Harrisonburg.....	WSVA-FM.....	92.1
Lynchburg.....	WBRG-AM.....	1050
Lynchburg.....	WBRG-FM.....	104.5
Lynchburg.....	WLVA-AM*.....	580
Lynchburg.....	WLVA-FM*.....	94.1
Martinsville.....	WHEE-AM.....	1370
Martinsville.....	WMVA-AM.....	1450
Alberta/South Hill.....	WWDW-FM.....	107.7

North Carolina	Call Letters	Frequency
Raleigh.....	WAUG-AM.....	750
New Bern.....	WWNB-AM.....	1490
New Bern.....	WWNB-FM.....	103.9
Winterville.....	WECU-AM.....	1570
Gastonia.....	WGNC-AM.....	1450
Gastonia.....	WGNC-FM.....	100.7
Weldon.....	WSMY-AM.....	1400
Nags Head.....	WOBX-FM.....	98.1
Fayetteville.....	WFAY-AM.....	1230

West Virginia	Call Letters	Frequency
Martinsburg.....	WRNR-AM.....	740
Martinsburg.....	WRNR-FM.....	106.5
Fisher.....	WELD-AM.....	690
Charlestown.....	WMRE-AM.....	1550

*in case of conflict

REDSKINS RADIO PERSONALITIES

Featuring a Pro Football Hall of Fame quarterback, two of the organization's most beloved tight ends and the team's broadcast voice, the Washington Redskins Radio Network is home to more than 100 combined years of professional broadcasting experience. Now entering their 14th season sharing the booth, play-by-play announcer Larry Michael will once again join Hall of Famer Sonny Jurgensen on the call. For the fifth straight season, the duo will be joined Redskins great Chris Cooley, Rick "Doc" Walker will be in his 10th season as the team's sideline reporter.

Larry Michael is the "Voice of the Washington Redskins." He also hosts Redskins Nation on a daily basis on Comcast SportsNet as well as The Redskins Coach's Show with Jay Gruden on NBC-4. He is an 11-time Emmy Award Winner who currently serves as the team's Chief Content Officer. His responsibilities also include production of all video content for Redskins.com TV, as well as production of all Redskins Broadcast Network television shows and broadcasts.

Michael's recent hosting duties have also included WRC's Inside the Redskins and WTTG's Redskins Game Time. His resume includes eight Olympic Games, 21 U.S. Open Golf Championships, 12 Masters Tournaments and 12 Super Bowls. Michael has also showcased his vocal talent away from football, working as a part of HBO's *Boxing Beat* (1997-2003), Comcast SportsNet's *Ballroom Boxing* (1996-2006), as well as serving as the voice of the George Washington Colonials and as a play-by-play announcer for Westwood One.


Michael is active in area charities, including the Leukemia and Lymphoma Society, and serves as a member of the Board of Trustees for the Joe Gibbs Youth for Tomorrow Youth Home.

A legend on the field and a legend in the booth, **Sonny Jurgensen** has been a part of the Washington Redskins family since 1964. Now entering his 37th season as the team's color analyst, he has called more than 600 games since 1981. Combining his tenures as a broadcaster and a player, Jurgensen has been involved in more than 800 games — including preseason and postseason — as part of the Redskins organization.

Jurgensen played 11 of his 18 NFL seasons in the burghundy and gold, ultimately earning induction into the Pro Football Hall of Fame in 1983. He is tied for the NFL record for longest pass completion (99 yards against Chicago on Sept. 15, 1968) and held the league mark for most seasons leading the league in passing yards (five) at the time of his retirement. A five-time Pro Bowl selection, he holds team records for most touchdown passes in a season (31 in 1967) and most consecutive games with a touchdown pass (23).

Jurgensen won five passing titles in his career as the NFL's passing yardage leader. He continues to be regarded as one of the best pure passers in the history of the game, as legendary coach Vince Lombardi once called him "the best I have seen." His name resides in the Redskins Ring of Fame, and he was chosen as one of the 70 Greatest Redskins as part of the team's 70th anniversary in 2002, later expanded to the 80 Greatest Redskins during the team's 80th Anniversary celebration in 2012.

Now in his fourth season as part of the Redskins Radio Network is former Redskins great **Chris Cooley**. Selected by the Redskins in the third round of the 2004 NFL Draft, Cooley spent nine seasons in Washington from 2004-12. In that time, he became the most prolific tight end in team history, recording 429 receptions, surpassing the great Jerry Smith for the most receptions by a tight end in Redskins annals (421). For his career, the affable two-time Pro Bowler appeared in 117 NFL games with 103 starts, all with the



Redskins, gaining 4,711 receiving yards on 429 receptions with 33 receiving touchdowns.

Following his retirement from football, Cooley joined ESPN 980 during the 2013 offseason. In addition to his duties for game broadcasts, Cooley and Kevin, which airs in drive time each weekday from 7-11 a.m. The former art major at Utah State is also an avid pottery enthusiast and owns The Cooley Gallery in Leesburg, Va.

Serving as the broadcasts' sideline reporter is **Rick "Doc" Walker**, whose name is synonymous with the "Fun Bunch," the "Hogs," and other pieces of Redskins lore. In addition to sideline reporting for radio broadcasts, Walker co-hosts "Inside the Locker Room" on ESPN 980 and hosts Doc Walker's ProView on MASN. His broadcast work past and present also includes college football analysis for ESPN, the Big East Network, Prime and Raycom Sports.

Walker appeared in 88 games with 55 starts in his seven-year playing career as a Redskin. His stat line with the team includes 56 receptions for 520 yards and six touchdowns from 1980-85. He helped the Redskins defeat the Miami Dolphins in Super Bowl XVII at the Rose Bowl in Pasadena, Calif., the same stadium in which he played college ball as a UCLA Bruin. Walker caught one pass for 27 yards and ran once for six yards in the Redskins' 27-17 Super Bowl victory.

On top of his broadcast duties, Walker is now an in-demand motivational speaker and hosts an annual golf tournament to help fight Alzheimer's.

REDSKINS BROADCAST NETWORK



The Emmy-Award-Winning Redskins Broadcast Network is the TV and Radio production department of the team. The content delivered by RBN includes preseason game broadcasts on NBC4 and Comcast SportsNet. In addition, RBN produces seven original TV shows during the season, plus a daily show year-round, broadcast throughout the Washington, D.C. region:

- * Redskins Nation, which airs each day on CSN and is hosted by the "Voice of the Redskins" Larry Michael, providing "Redskins 365" and originating from the Inova Sports Performance Center at Redskins Park with a daily look at the team.

- * The Redskins Coach's Show with Jay Gruden on NBC4, where the Redskins' Head Coach breaks it down each week.

- * Redskins Chronicles on NBC4, an in-depth look at an element of the team's history – told by some of the franchise's all-time great alumni.

- * Inside the Redskins on NBC4, which includes all things Redskins including highlights, interviews and features on the team.

- * Redskins Game Time on FOX 5, which gets fans set for kickoff each Sunday as the team prepares for Game Time.

- * Redskins Kickoff on NBC4, hosted by ESPN 980's Bram Weinstein and former Redskins great Clinton Portis, which provides a hardcore, X's and O's pregame look at the team's upcoming contest.

- * Redskins Final on NBC4, which wraps up the action each Sunday after Sunday Night Football.

- * Monday Morning Redskins Roundup on CSN, airing the day after each Redskins game with highlights and analysis from Chris Cooley and Clinton Portis.



In addition to its televised offerings, RBN produces exclusive online content that brings Redskins fans closer to their favorite players and coaches. Redskins.com videos provide fans with timely updates on news from team headquarters as well as exclusive interviews. This offseason, free agent wide receiver Terrelle Pryor Sr. (pictured above) and first-round pick Jonathan Allen each conducted their first interviews as members of the Redskins on the Redskins Broadcast Network and Redskins.com.

The Executive Producer of RBN is Larry Michael, the Voice of the Washington Redskins. His staff includes RBN veterans Charlie Broynhill, Production Services Coordinator; Steven Jenkins, Videographer/Producer; Jennifer Allshouse, Producer; James Johnson, Producer/Editor; and Darryl Johnson, Multimedia Producer. From the sideline to the locker room, Redskins Broadcast Network goes where no other media outlet can go, for the real story on the Washington Redskins, 365 days a year.

REDSKINS DIGITAL



FedExField plays host to the passion of Redskins fans on Sundays in the fall, but the Redskins' digital platforms serve as a gathering point for the team's ravenous fan base year-round. Redskins.com and the team's other digital properties are the leading source for direct access to Redskins' fans favorite team, including breaking news, complete team coverage, features, photo galleries, statistics and more.

No NFL team provides its fans more behind-the-scenes access and exclusive looks. On Redskins.com and various social media channels, social media manager Bryan Van Balen and team photographer Garrett Campbell take the burgundy and gold faithful inside Inova Sports Performance Center at Redskins Park, on the team plane and in the locker room for pregame preparations and postgame celebrations while senior writer Stephen Czarda and staff writer Jake Kring-Schreifels keep fans abreast of team news. All of this exclusive content is available on-demand at fans' fingertips with the Washington Redskins Mobile App.

Redskins.com and the Redskins mobile app also offers exclusive interviews with players, coaches and team officials, an updated roster and depth chart, weekly game previews, a comprehensive history section and a section devoted to the Redskins Cheerleaders, including their 2017 calendar shoot in Jamaica. Fans can also sign up for the Season Ticket Wait List online and weekly e-newsletters, as well as register for team events, such as training camp.

In the Redskins Official Online Store, fans from near and far can shop for the latest team merchandise, from team jerseys and caps to Redskins card tables and chairs. Fans from all over the world can also chat about the team on ExtremeSkins.com, the team's fan forum.

The team's official Twitter account (@Redskins) provides up-to-the-minute updates, breaking personnel news, links to Redskins.com content and highlighted quotes from Redskins press conferences. The account, in conjunction with the team's Instagram (@Redskins) and Snapchat ("Redskins-Snap") accounts, offers fans a glimpse behind-the-scenes, including exclusive content at the NFL Draft, live Q&A's, notes from the practice field, going inside the locker room on game day, and featured sneak peeks of the Washington Redskins Cheerleaders' annual photo shoots. The Redskins' Facebook page [Facebook.com/Redskins] gives fans a chance to sound off about their favorite players, see their own photos shared, vote in polls, see exclusive photos & video, and win prizes.

In 2012, the Redskins became the first NFL team to work with Reddit to host a series of Reddit AMAs ("Ask Me Anything" chats) and have continued to have players engage with fans by taking over the team's various social platforms. Pro Bowlers Ryan Kerrigan and Kirk Cousins are among the many Redskins players to have welcomed fan questions on Reddit and other platforms.



TONY WYLLIE
SENIOR VICE PRESIDENT

25TH NFL SEASON
8TH WITH REDSKINS

Contact Wyllie for:

- > Official team comment
- > Inquiries related to Daniel M. Snyder
- > Bruce Allen and Jay Gruden interview requests
- > Interview requests for QB Kirk Cousins

703-726-7135 // wylliet@redskins.com

Senior Vice President Tony Wyllie enters his eighth season with the Redskins in 2017 in the midst of his third decade of NFL service as a decorated communications professional.

He serves as an advisor to the principal owner on all issues related to public perception of the franchise. He shapes and molds the team image through all public contacts and publicity generation, serves as liaison between team and local and national media, oversees coordination of all interviews and serves as team spokesman.

Wyllie and his staffs have earned the Pete Rozelle Award, presented annually by Pro Football Writers of America to the best NFL public relations staff, five times during his career. He is the only executive in the NFL to have won the award with three different teams.

He has previously worked as an Assistant Director of Public Relations for the Los Angeles/St. Louis Rams (1994-98), the Director of Public Relations for the Tennessee Titans (1998-2000) and Vice President of Communications for the Houston Texans (2000-10). During his career, he helped guide the Rams franchise through their 1995 transition from Los Angeles to St. Louis and assisted with the relocation and renaming of the Tennessee Titans. He was one of the first hires of the expansion Texans in 2000, helping to build the new franchise's image even during the two years prior to the team's first game in 2002.

The Brooklyn native began his NFL career as a game day intern with the Houston Oilers in 1991 before working as a summer intern with the San Diego Chargers PR department in 1992. He spent 1993 as an intern in the PR department with the Dallas Cowboys. Wyllie has helped promote 12 Pro Football Hall of Famers in his career.

Wyllie worked three years in the sports information department of Texas Southern University, where he received his degree in journalism. Wyllie received TSU's "Distinguished Alumnus" award in 2004, and, in 2017, earned the President's Award, the school's highest alumni honor. He also earned an MBA from the Jones School of Business at Rice University. In 2015, Wyllie was honored with the SWAC Alumni Association Lifetime Achievement Award for his contributions to the Southwestern Athletic Conference's athletic heritage, and in September 2017, he will be inducted into the National Black College Hall of Fame.

In Houston, Wyllie served on numerous Boards of Directors including the Ensemble Theatre in Houston, the March of Dimes, and the Management Leadership for Tomorrow-Houston, John P. McGovern Museum of Health & Medical Science, the Houston Texans YMCA and the Touchdown Club of Houston. He is currently on the board at County Christian School in Ashburn, Va.

He and his wife, Natasha, are parents of son James Anthony and daughter Toni Simone. The family resides in Northern Virginia.



ROSS TAYLOR
DIRECTOR OF COMMUNICATIONS

7TH NFL SEASON
7TH WITH REDSKINS

Contact Taylor for:

- > Interview requests for Matt Cavanaugh and Greg Manusky
- > Interview requests for position coaches
- > Media guide information
- > Historical research inquiries

703-726-7368 // taylorr@redskins.com

Ross Taylor is entering his seventh NFL season and his seventh with the Redskins' public relations staff in 2017. The Redskins promoted Taylor to Director of Communications prior to the 2015 season after he spent four years in various public relations capacities for the team across the 2011-14 seasons.

Taylor is responsible for football publicity efforts relating to the editing and design of media materials, including game releases, digital media guides, event releases, game notes, season in reviews, daily transcripts and more. He also serves as a liaison between the organization and members of the media, assists in shaping organizational messaging, and provides statistical research expertise to members of football operations.

In addition, Taylor has been part of a select group chosen by the NFL to provide PR assistance on the league's behalf during NFC Championship week four times. Taylor assisted the league for conference title games following the 2012, 2014, 2015 and 2016 seasons and declined an additional selection following the 2013 season during the Redskins' head coaching search.

Taylor first joined the Redskins as a public relations intern during the summer of 2010, later joining the team on a full-time basis directly following the conclusion of the NFL lock-out in July 2011. In his first six NFL seasons, Taylor helped promote 10 players to a total of 17 Pro Bowl selections and two offensive coordinators en route to eventual NFL head coaching positions.

Taylor's background includes an internship with The Dallas Morning News in which he served as a staff writer for SportsDay in 2007. Before joining the Redskins, Taylor spent five months interning at the world headquarters of Fleishman-Hillard International Communications in St. Louis.

Taylor graduated magna cum laude from the esteemed School of Journalism at the University of Missouri in December 2010, earning a Bachelor's of Journalism with an emphasis in convergence journalism in three-and-a-half years. During his time at Mizzou, he completed assignments for a number of media organizations, including KBIA-FM (NPR), the Columbia Missourian, KCMU-TV (NBC) and The Maneater. In his final semester, Taylor and a colleague launched KBIA Sports Extra, which was later integrated into the curriculum by convergence journalism faculty as the genesis of a new Multimedia Sports Journalism course.

In addition, Taylor served as the play-by-play voice of the Missouri Tigers women's volleyball team for parts of 2009 and all of 2010, culminating in the team's run to the Sweet 16 of the 2010 NCAA Tournament.

Taylor is a native of Coppell, Texas. He and his wife, Kelly, currently reside in Northern Virginia.



ZENA LEWIS
MEDIA SERVICES COORDINATOR

3RD NFL SEASON
3RD WITH REDSKINS

Contact Lewis for:

- > Interview requests for all players except QB Kirk Cousins

703-726-7422 // lewisz@redskins.com

Zena Lewis is entering his third season with the Washington Redskins as Media Services Coordinator after originally joining the team prior to the 2015 season.

Lewis is responsible for managing the media schedule and serves as the primary contact for media requests for Redskins players. He provides counsel and training for Redskins players as it pertains to media appearances and social media use.

Lewis joined the Redskins in 2015 with six previous years of game day media relations experience with various NFL organizations. In his second season with the Redskins in 2016, Lewis helped guide publicity efforts resulting in Pro Bowl selections for four members of the team.


Prior to joining the Redskins, Lewis contributed to the game day press operations of the Tennessee Titans (2009-10), Detroit Lions (2011), Miami Dolphins (2012 preseason) and Atlanta Falcons (2012-14). Lewis was responsible for coordinating and conducting interviews with visiting teams and helping contribute to other press box operations.

Prior to joining the Redskins, Lewis served as the Assistant Commissioner of Communications and New Media at the Southern Intercollegiate Athletic Conference, spearheading a redesign of the league's website. Before his time with the SIAC, Lewis served as Assistant Director of Media Relations for the Southwestern Athletic Conference, acting as the media liaison for the league office, its events and championships from 2012-14. In that role, he was the primary media contact for football, baseball, bowling, volleyball and women's basketball.

Lewis' background also includes experience as Assistant Director of Public and Media Relations for the women's basketball program at the University of Michigan, Assistant Director of Sports and Media Relations at Tennessee State University, Communications Assistant for the Women's Basketball Coaches Association and as Assistant Director of Sports Information and Media Relations at Clark Atlanta University.

Lewis earned his bachelor's degree from Florida A&M University, majoring in broadcast journalism and public relations. He also ran varsity track and field, earning MEAC championship rings as a member of Florida A&M's title teams in 1995 and 1997.

Lewis is a native of Brooklyn, N.Y., and attended Santaluces H.S. in Palm Beach County, Fla. He now resides in Northern Virginia with his wife, Saidah, and has a son and a daughter.



TISH CARMONA
CORPORATE COMMUNICATIONS

1ST NFL SEASON
1ST WITH REDSKINS

Contact Carmona for:

- > Credential requests
- > Corporate and community information

703-726-7077 // carmonat@redskins.com

Tish Carmona is entering her first season as the Washington Redskins' Corporate Communications Manager after joining the team on a full-time basis prior to the 2017 season.

Carmona is responsible for sustaining a strong corporate image through positive media coverage for the Redskins outside the traditional scope of football, as well as assisting with the implementation of the league's public relations policies. She helps promote Redskins' community relations and marketing events, finding ways to project the organizations' coaches and players in a positive light. Carmona develops, coordinates and implements strategic communications plans, including media advisories, press releases, fact sheets and press kits.

Carmona first joined the Redskins as a spring public relations intern during the 2016 offseason. During that time, she helped facilitate interviews between media and Redskins personnel, helped edit the 2016 media guide and assisted with the compilation and distribution of daily news clips. She also contributed to the Redskins' game day press box operations at FedExField during the 2016 season, helping to oversee postgame transcript distribution.

Prior to joining the Redskins full-time, Carmona interned with the University of Maryland Athletics' Media Relations Department, Lagardere Sports, Factory Athletics and other various non-sports organizations. Carmona assumed her current role while completing coursework at the University of Maryland, leading up to her May 2017 commencement.

While at Maryland, Carmona was a member of the Honors College and majored in communications, specializing in public relations, and minoring in Spanish. She served as the President of Maryland's chapter of the Public Relations Student Society of America, where she founded the Vincent Tran Diversity Scholarship in memory of a former PRSSA member. Carmona went on to receive the Maryland Toth Outstanding PR Student award and the PRWeek Student of the Year title for 2017.

Carmona is a native of Queens, N.Y., but grew up in Ellicott City, Md. She currently resides in Northern Virginia.

2017 MEDIA INFORMATION

CREDENTIAL POLICY

The Washington Redskins grant credentials and media access based on merit as guided by the priorities listed below. Because of the limited space available at Inova Sports Performance Center at Redskins Park and FedExField, these priority guidelines are intended to facilitate the most efficient use of space for working media covering the Washington Redskins and the NFL.

Full credential request policies are detailed below. For more information about obtaining media credentials, please contact Tish Carmona at 703-726-7077 or by e-mail at carmonat@redskins.com.

The Redskins prioritize outlets in the following order:

1. Broadcast partners, including television and radio personnel responsible for live broadcasts of Washington Redskins games.
2. Local beat reporters who cover the team on a daily basis for large-scale local outlets, including newspapers, wire services, radio stations and television affiliates that cover the Washington Redskins and the NFL on a regular basis.
3. Large-scale national outlets, including national newspapers, magazines, television stations, websites and more.
4. Washington, D.C. metro area community publications and stations.
5. Out-of-town community outlets on specific assignment to cover Redskins personnel of unique interest to the outlet's market [e.g.: a player's hometown newspaper].
6. Blogs, internet radio and other independent outlets, whose merit and credential consideration is subject to the discretion of Redskins Public Relations.

Policies for visiting scouts are handled separately in accordance with the 2017 Scouting Policy as distributed to all NFL teams prior to the season.

The following guidelines will be observed in granting access:

1. Season credentials will be reserved for organizations that provide consistent and substantial coverage of the Washington Redskins. Please be advised that a season media credential does not guarantee working space in media work areas.
2. With the exception of seasonally credentialed Redskins beat reporters who produce daily on-site reports, all credentials at both locations are approved and issued on a daily and/or game-by-game basis.
3. Passes and credentials are transferable within the same media outlet for use by those serving an editorial function with proper notice and approval by Redskins Public Relations. Passes used by any member of a credentialed outlet without specific editorial assignment or by non-working members of the organization are subject to revocation and will affect all future credentialing decisions by Redskins Public Relations for that outlet.
4. As the result of limited work space, credentials will not be issued to freelance writers or photographers without a specific assignment received in writing by the assigning organization.
5. Credentials may be issued: a) to online entities that are affiliated with a national or regional media organization; or, b) to online entities that host a website that regularly and substantially reports on the National Football League or the Washington Redskins, and employs for that website at least one full-time permanent employee who writes a substantial majority of all material posted on the site. Priority for these sites will be based on potential audience at the discretion of Redskins Public Relations.
6. Redskins personnel may deny or revoke credentials without notice and an individual shall surrender his/her credential upon request for: noncompliance with the priorities or guidelines set out in this policy; noncompliance with health, safety, or security directives issued regarding Redskins events; and for conduct for which there are reasonable grounds to believe violate state or federal law, or constitute a breach of professional ethics. Any organization that wishes to contest a denial or revocation may: a) request Redskins Public Relations provide a written rationale for the denial or revocation; b) submit a written response to that rationale to the Senior Vice President of Communications.
7. Redskins Public Relations reserves the right to change this policy at any time.

CONTACT INFORMATION

Inova Sports Performance Center at Redskins Park:	703-726-7000
Tony Willie	703-726-7135
Ross Taylor	703-726-7368
Zena Lewis	703-726-7422
Tish Carmona	703-726-7077

FedExField:	301-276-6000
Redskins PR (Game Day)	301-276-6718
Visiting PR (Game Day)	301-276-6818
Tickets	301-276-6050

E-mail Addresses:

Tony Willie	wyllet@redskins.com
Ross Taylor	taylorr@redskins.com
Zena Lewis	lewisz@redskins.com
Tish Carmona	carmonat@redskins.com

On the Web:

Official Site	Redskins.com
Media Guide	media.redskins.com

MEDIA PORTAL/MEDIA GUIDE

The Redskins' Public Relations department has a media website (media.redskins.com) designed to serve the needs of all media members who cover the organization. The site contains the annual media guide and weekly game guides including stats, rosters, personnel bios and much more. Media can also access the media website by visiting Redskins.com and clicking on "Media Guide" located at the bottom of the News & Events tab.

PRESS INFORMATION

All Redskins press releases and weekly media packets are distributed via e-mail. Please contact the Redskins Public Relations department to be added to the team's email distribution list for all press releases and media advisories.

Media can access the latest league press information from the NFL's media website at www.nfl.com/communications.com. The NFL's official website is www.nfl.com.

MEDIA WORKROOM

The media workroom at Inova Sports Performance Center at Redskins Park is located inside the annex building adjacent to the main entrance. The room is available to working media throughout the week. Phones, rosters, transcripts and other information will be available in this area.

VIDEO STREAMING

Media availabilities, open practice sessions and other team activities on club premises may not be broadcast live by an individual or media outlet without prior approval from the Washington Redskins. This includes the use of social media applications such as Facebook Live, Periscope and UStream among others.



2017 MEDIA INFORMATION (CONT.)

PRACTICE ACCESS

During the regular season, Wednesday-Friday practices will be open to local media who regularly cover the team for designated periods. Upon arrival at the practice facility, please go to the media workroom where a member of the public relations staff will escort you to practice. To request a Redskins Park Media Credential, email Tish Carmona (carmonat@redskins.com) at least one (1) day prior to your scheduled visit. Any media member without a Redskins Park Media Credential provided by the Washington Redskins Public Relations department will not be permitted access to the facilities. **NO INFORMATION FROM PRACTICE THAT MAY COMPROMISE THE TEAM'S COMPETITIVE ADVANTAGE IS ALLOWED TO BE DISTRIBUTED VIA ANY MEDIA PLATFORM.** This includes personnel groupings, formations, injury speculation, specific plays and more as judged by Redskins Public Relations. Failure to comply could lead to revocation of credentials.

JAY GRUDEN INTERVIEWS

Head Coach Jay Gruden will conduct a weekly news conference at 3 p.m. ET on Mondays in the Media Interview Room. He will also be available after practice on Wednesday, Thursday and Friday of each game week. One-on-one requests should be sent to Tony Wyllie (wylliet@redskins.com).

COORDINATOR INTERVIEWS

During the regular season, Defensive Coordinator Greg Manusky will be formally available after practice on Thursdays. Offensive Coordinator Matt Cavanaugh will be formally available after practice on Fridays. Ross Taylor (ttaylor@redskins.com) serves as the primary media contact for coordinators. All requests for coordinators beyond that time will be evaluated on a case-by-case basis in accordance with the coaches' scheduling availability.

ASSISTANT COACH INTERVIEWS

All requests for assistants must be arranged through the Redskins Public Relations with at least 24 hours notice. Position coaches are available for questions on specific players and the position group only. No position coaches should be contacted directly by telephone (at an office line, at home or by cell phone) or by email. Ross Taylor (ttaylor@redskins.com) serves as the primary media contact for assistant coaches.

PLAYER INTERVIEWS

The Redskins' locker room is open to accredited media for specific interview periods during the week. The locker room is generally open to the media for 45 minutes following practices on Wednesdays, Thursdays and Fridays of normal game weeks. All one-on-one requests should be arranged through the Redskins PR department at least 48 hours in advance. All interviews must be conducted inside the locker room unless additional permission is granted by a Redskins PR staff member. **NO B-ROLL, STILL PHOTOGRAPHY OR LIVE STREAMING IS ALLOWED INSIDE THE LOCKER ROOM.** Interviews to be conducted by phone must be arranged through Redskins PR prior to the day of the scheduled interview. All times are subject to change without prior notice.

GAME CREDENTIALS

Demand for credentials is high, and as such, the size and legitimacy of each media outlet requesting access will be considered on a case-by-case basis and subject to the discretion of Redskins Public Relations. Full details on credentialing decisions are available at the beginning of this policy.

For home games, all requests must be submitted through the team's online credentialing system located at www.redskins.com/credentials no later than 5 p.m. ET on Tuesday of that particular game week.

For away games, all requests must be e-mailed to Tish Carmona (carmonat@redskins.com) and must include attending media members' name, job title, media affiliation and pick-up preference (Redskins Park or Media Will Call). All requests must be submitted 10 days in advance of the requested road game.

GAME DAY PARKING

There are a limited number of season-long parking passes at FedExField for media members to purchase. All media members are welcome to park, free of charge, at the Media Parking Lot at the Grey Lot at FedExField.

In addition, television trucks that provide satellite, uplink or microwave functions will be parked in Lot B1. Media that wish to bring a truck to a Redskins game must contact both Jeff Gillies (gilliesj@redskins.com) and Tish Carmona (carmonat@redskins.com) no later than Monday of that particular game week.

MEDIA ENTRANCE AND WILL CALL

The media entrance and Media Will Call are located at the South Field Tunnel by Gate B. All media members that have been confirmed by the Redskins Public Relations department must enter through the media entrance.

The appropriate game credential must be presented at the media entrance for admission into the stadium. For security purposes, the Redskins do not send out game-by-game credentials prior to game day. All media picking up credentials on game day must do so at Media Will Call.

A valid form of government-issued photo identification is required to pick up credentials. Media Will Call will open 3.5 hours prior to kickoff.

FREQUENCY COORDINATOR

All credentialed media members who will be using a wireless radio frequency device such as a wireless microphone, communications radio, etc. (cell phones excluded) on FedExField property must register their frequency information. To do so, please contact the NFL Game Day Coordinator, Bill Sien, via email at redskinsgdc@yahoo.com or by phone at 730-915-8501 no later than Tuesday of that particular game week.

INTERNET AND PHONE LINES

FedExField features complimentary wireless internet in the press box and photo room. You will be supplied with access information in those areas. Media interested in setting up a game day phone line at FedExField should fill out a request form which can be obtained by emailing Tish Carmona at carmonat@redskins.com no later than Monday of that particular game week.

PHOTOGRAPHERS

Photographers who are credentialed for sideline access will be required to wear a photo vest. Sideline access for NFL games is limited to photographers on assignment for recognized news organizations. No one except network television personnel and authorized game personnel will be admitted on the field without a camera. All field photographers must remain outside the bench areas and outside the yellow border surrounding the playing field.

POSTGAME INTERVIEWS AND LOCKER ROOM ACCESS

Members of the media needing to conduct post-game interviews will be given access to the Redskins' and visiting team's interview rooms after the game, as well as the home and visiting locker rooms. A Redskins PR representative will escort media down to the interview areas with four minutes remaining in the game. No B-Roll, still photography, live streaming or autographs are allowed in the Redskins locker room. No interviews are allowed on or coming off the field following the game. Following the customary 12-minute cooling off period at the conclusion of the game, the Redskins' and visiting team's locker rooms will be open to the media. Redskins Head Coach Jay Gruden will be available in the postgame interview room. To get there, take the stairs to the field level and follow the signs to the locker and interview rooms. Following Coach Gruden, additional players may be brought into the interview room. Press conferences will also be shown on the televisions in the press box as they occur.